

**QUARTERLY PHYSICAL REPORT OF OPERATION**  
As of March 31, 2021

Department : Department of Energy (DOE)  
 Agency : Office of the Secretary  
 Operating Unit : < not applicable >  
 Organization Code (UACS) : 09 001 0000000

Particulars	UACS CODE	Physical Target (Budget Year)					Physical Accomplishment (Budget Year)					Variance	Remarks
		1st Quarter	2nd Quarter	3rd Quarter	4th Quarter	Total	1st Quarter	2nd Quarter	3rd Quarter	4th Quarter	Total		
1	2	3	4	5	6	7	8	9	10	11	12	13	14
<b>NATIONAL AND REGIONAL ENERGY PLANNING PROGRAM</b>	3101000000000000												
OO : Required energy supply level attained													
Outcome Indicators													
1. Percentage of stakeholders rating the energy plans and programs as acceptable					85%	85%							
2. Percentage of policy recommendations adopted in the short, medium and long-term national energy plans/programs/targets					75%	75%							
Output Indicators													
1. Number of energy plans prepared and updated					2	2	0				0	-2	
2. Number of statistical research and studies prepared/updated		10	10	10	10	40	9				9	-31	
3. Percentage of project evaluation and monitoring conducted on time					80%	80%							
4. Number of applications for Certification of Energy Project of National Significance processed/evaluated		5	5	5	5	20	0				0	-20	Issuance of Certificate of Energy Project of National Significance (CEPNS) pursuant to EO 30 is suspended since 10 December 2020
<b>CONVENTIONAL ENERGY DEVELOPMENT PROGRAM</b>	3102000000000000												
OO : Required energy supply level attained													
Outcome Indicators													
1. Percentage of awareness of the target audience on the promoted message or technical advice					80%	80%							
2. Percentage of conventional energy projects with attributed social performance					80%	80%							
3. Percentage increase in investments in conventional energy development					10%	10%							

Department : Department of Energy (DOE)  
 Agency : Office of the Secretary  
 Operating Unit : < not applicable >  
 Organization Code (UACS) : 09 001 0000000

Particulars	UACS CODE	Physical Target (Budget Year)					Physical Accomplishment (Budget Year)					Variance	Remarks
		1st Quarter	2nd Quarter	3rd Quarter	4th Quarter	Total	1st Quarter	2nd Quarter	3rd Quarter	4th Quarter	Total		
1	2	3	4	5	6	7	8	9	10	11	12	13	14
Output Indicators													
1. Number of contracts and/or circulars drafted, prepared and reviewed		1	2	1	1	5							
2. Number of information, education, communication, and other promotional activities conducted on conventional energy development		2	5	5	2	14							
3. Number of monitoring activities/inspections conducted on conventional energy projects		24	26	25	42	117							
<b>RENEWABLE ENERGY DEVELOPMENT PROGRAM</b>	310300000000000												
OO : Required energy supply level attained													
Outcome Indicators													
1. Percentage of renewable energy resources over total energy resource supply					7%	7%							
2. Percentage increase in investments in renewable energy development					1.85%	1.85%							
Output Indicators													
1. Percentage of issuances and permits on renewable energy development issued on time		83%	83%	83%	83%	83%	96.6%				96.6%	+13%	
2. Number of information, education, communication, and other promotional activities conducted on renewable energy		10	10	10	10	40	49				49	+9	Conducted virtual orientation on 16 pre-applications and 15 applications of solar and wind energy processes and provided the requirements under the Omnibus Guidelines DC2019-10-0013
3. Number of inspection conducted on renewable energy development projects		19	34	37	33	123	172				172	+49	

Department : Department of Energy (DOE)  
 Agency : Office of the Secretary  
 Operating Unit : < not applicable >  
 Organization Code (UACS) : 00 001 0000000

Particulars	UACS CODE	Physical Target (Budget Year)					Physical Accomplishment (Budget Year)					Variance	Remarks
		1st Quarter	2nd Quarter	3rd Quarter	4th Quarter	Total	1st Quarter	2nd Quarter	3rd Quarter	4th Quarter	Total		
1	2	3	4	5	6	7	8	9	10	11	12	13	14
<b>DOWNSTREAM ENERGY DEVELOPMENT PROGRAM</b>	3104000000000000												
OO : Required energy supply level attained													
Outcome Indicators													
1. Percentage increase in investment in the downstream oil and gas industry, providing quality fuels and safe technology for environment and consumer protection					0.80%	0.80%							
2. Percentage increase in the number of participants informed on matters in the downstream oil and gas industry					0.80%	0.80%							
Output Indicators													
1. Number of issued permits/accreditations/ acknowledgements/endorsements and reports submitted		700	700	700	703	2,803							
2. Number of information, education, communication and other promotional activities conducted on the downstream oil and gas sector				2	2	4							
3. Number of downstream oil and gas field work and operational monitoring activities conducted		3	44	45	44	136							
4. Number of plans and policies updated/formulated, monitored and recommended for adoption and implementation			1	2	3	6							
<b>ELECTRIC POWER INDUSTRY DEVELOPMENT PROGRAM</b>	3105000000000000												
OO : Required energy supply level attained													
Outcome Indicators													
1. Issued and adopted plans and policies to attain energy supply security and reliability, energy access and electricity market competitiveness and power sector reforms					14	14							


Department : Department of Energy (DOE)  
 Agency : Office of the Secretary  
 Operating Unit : < not applicable >  
 Organization Code (UACS) : 09 001 0000000

Particulars	UACS CODE	Physical Target (Budget Year)					Physical Accomplishment (Budget Year)					Variance	Remarks
		1st Quarter	2nd Quarter	3rd Quarter	4th Quarter	Total	1st Quarter	2nd Quarter	3rd Quarter	4th Quarter	Total		
1	2	3	4	5	6	7	8	9	10	11	12	13	14
Output Indicators													
1. Number of plans/policies prepared, recommended and/or adopted						N/A							
2. Number of plans/policies prepared, updated and disseminated		1 policy	4 policies	2 policies	3 plans; 4 policies	3 plans and 11 policies	17 policies				17 policies	+6 policies	
3. Number of information, education, and communication activities, promotional events, and public consultations conducted						N/A							
4. Number of information, education, promotional events and public consultations, etc. undertaken on electric power industry		8	7	7	6	28	17				17	-11	
5. Number of application for Certificate of Endorsement on investment in the energy sector processed		68	68	68	68	272	104				104	-168	
<b>ENERGY EFFICIENCY AND CONSERVATION PROGRAM</b>	320100000000000												
OO : Sustainable consumption of energy promoted and achieved													
Outcome Indicators													
1. Percentage increase in public awareness on energy efficiency and conservation in fuels and electricity					10%	10%							
2. Percentage increase in the number of establishments that had undergone energy audits					10%	10%							
Output Indicators													
1. Number of information, education, communication, and other promotional events undertaken on energy efficiency and conservation program		3	5	7	10	25	23				23	-2	
2. Number of energy audit in government agencies conducted on time		14	18	18	12	62	20				20	-42	

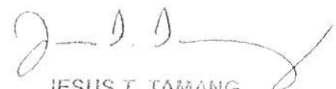
Department : Department of Energy (DOE)  
 Agency : Office of the Secretary  
 Operating Unit : < not applicable >  
 Organization Code (UACS) : 09 001 0000000

Particulars	UACS CODE	Physical Target (Budget Year)					Physical Accomplishment (Budget Year)					Variance	Remarks
		1st Quarter	2nd Quarter	3rd Quarter	4th Quarter	Total	1st Quarter	2nd Quarter	3rd Quarter	4th Quarter	Total		
1	2	3	4	5	6	7	8	9	10	11	12	13	14
<b>ALTERNATIVE FUELS AND TECHNOLOGIES PROGRAM</b>	3202000000000000												
CO: Sustainable consumption of energy promoted and achieved													
Outcome Indicator													
1. Number of alternative fuels and energy technologies promoted					3	3	2				2	-1	
Output Indicators													
1. Number of technical assistance/evaluation completed on time		2	2	2	2	8	15				15	-7	
2. Number of information, education, communication, and other promotional events conducted on alternative fuels and technologies		2	2	2	2	8	2				2	-6	
3. Number of policies formulated/permits issued related to alternative fuels & technologies issued on time		1	1	1	1	4	3				3	-1	


Prepared By:

  
**MICHAEL O. SINOCRUZ**  
 Chief, Planning Division

In coordination with:

  
**JESUS T. TAMANG**  
 Director, Energy Policy and Planning Bureau

Approved By:

  
**ROBERT B. UY**  
 Undersecretary, DOE