



In following-up, pls. cite DMS ref #

2022-BE-0070287-E

REPUBLIC OF THE PHILIPPINES
DEPARTMENT OF BUDGET AND MANAGEMENT

GENERAL SOLANO STREET, SAN MIGUEL, MANILA

ACKNOWLEDGEMENT RECEIPT

The **DEPARTMENT OF BUDGET AND MANAGEMENT** hereby acknowledges the receipt of your letter/request which has been uploaded to the DBM-Document Management System and routed to the appropriate office/s with the following information:

Sender: DOE - PERSONAL DELIVERY

Document Title: DOE-MRD FAR 4 FUND 101, 151, 171 AND 102 FOR MAY 2022

Document Reference No: 2022-BE-0070287-E

Date and Time Uploaded: Thursday, June 9, 2022 10:59:04 AM

Uploaded By: CRD RECEIVING GLENN

Routed To: BMB-E WILMOR B. PANAMBO


CC:

Total no of pages received: 1 copy and 4 pages

The determination of the completeness of the documentary requirements submitted, if any, is subject to the evaluation of the technical person in charge.

This receipt is system generated and does not require signature.

Received by:



DOCUMENT
MANAGEMENT
SYSTEM



Republic of the Philippines
DEPARTMENT OF ENERGY
(Kagawaran ng Enerhiya)

02 June 2022

MS. TINA ROSE MARIE L. CANDA
Undersecretary and Officer-in-Charge
Department of Budget and Management
Malacañang, Manila




Attention: Director Cristina B. Clasara
Budget Management Bureau for Security, Ecological
Protection, Climate Change Management Sector


Dear Undersecretary Canda,

In compliance with COA-DBM Joint Circular 2019-01 dated January 1, 2019, we are respectfully submitting herewith Monthly Report of Disbursements (MRD) – FAR No. 4 of Fund 101, 151, 171 and 102 for the month of May 2022.

Thank you.

Very truly yours,


ROBERTO B. UY
Undersecretary


AASS/ACAN

MONTHLY REPORT OF DISBURSEMENTS
For the month of May 2022

Department: Department of Energy (DOE)
Agency/Entity: Office of the Secretary
Operating Unit: < not applicable >
Organization Code (UACS): 09 001 000000
Fund Cluster: 01 Regular Agency Fund

Particulars	Current Year Budget					Prior Year's Budget										Trust Liabilities					Grand Total					Remarks	
	PS	MOOE	FinEx	CO	TOTAL	Prior Year's Accounts Payable					Current Year's Accounts Payable					SUB-TOTAL	PS	MOOE	CO	TOTAL	PS	MOOE	FinEx	CO	TOTAL		
						PS	MOOE	FinEx	CO	Sub-Total	PS	MOOE	FinEx	CO	Sub-Total												TOTAL
1	2	3	4	5	6	7	8	9	10	11	12	13	14	15	16	17	18	19	20	21	22	23	24	25	26	27	28
CASH DISBURSEMENTS	78,983,776.63	25,508,322.57	0.00	0.00	104,492,099.20	2,949,903.43	20,084,768.15	0.00	4,853,984.07	27,888,655.65	0.00	0.00	0.00	0.00	0.00	27,888,655.65	132,380,754.85	0.00	0.00	0.00	0.00	81,933,680.06	45,593,090.72	0.00	0.00	4,853,984.07	132,380,754.85
Notice of Cash Allocation (NCA)	78,983,776.63	25,508,322.57	0.00	0.00	104,492,099.20	2,949,903.43	20,084,768.15	0.00	4,853,984.07	27,888,655.65	0.00	0.00	0.00	0.00	0.00	27,888,655.65	132,380,754.85	0.00	0.00	0.00	0.00	81,933,680.06	45,593,090.72	0.00	0.00	4,853,984.07	132,380,754.85
MDS Checks Issued	163,778.74	472,701.58	0.00	0.00	636,480.32	0.00	0.00	0.00	0.00	0.00	0.00	0.00	0.00	0.00	0.00	0.00	636,480.32	0.00	0.00	0.00	0.00	163,778.74	472,701.58	0.00	0.00	0.00	636,480.32
Advice to Debt Account	78,819,997.89	25,035,620.99	0.00	0.00	103,855,618.88	2,949,903.43	20,084,768.15	0.00	4,853,984.07	27,888,655.65	0.00	0.00	0.00	0.00	0.00	27,888,655.65	131,744,274.53	0.00	0.00	0.00	0.00	81,769,901.32	45,120,389.14	0.00	0.00	4,853,984.07	131,744,274.53
Notice of Transfer Allocations (NTA)	0.00	0.00	0.00	0.00	0.00	0.00	0.00	0.00	0.00	0.00	0.00	0.00	0.00	0.00	0.00	0.00	0.00	0.00	0.00	0.00	0.00	0.00	0.00	0.00	0.00	0.00	0.00
MDS Checks Issued	0.00	0.00	0.00	0.00	0.00	0.00	0.00	0.00	0.00	0.00	0.00	0.00	0.00	0.00	0.00	0.00	0.00	0.00	0.00	0.00	0.00	0.00	0.00	0.00	0.00	0.00	0.00
Advice to Debt Account	0.00	0.00	0.00	0.00	0.00	0.00	0.00	0.00	0.00	0.00	0.00	0.00	0.00	0.00	0.00	0.00	0.00	0.00	0.00	0.00	0.00	0.00	0.00	0.00	0.00	0.00	0.00
Working Fund for FAPs	0.00	0.00	0.00	0.00	0.00	0.00	0.00	0.00	0.00	0.00	0.00	0.00	0.00	0.00	0.00	0.00	0.00	0.00	0.00	0.00	0.00	0.00	0.00	0.00	0.00	0.00	0.00
Cash Disbursement Ceiling (CDC)	0.00	0.00	0.00	0.00	0.00	0.00	0.00	0.00	0.00	0.00	0.00	0.00	0.00	0.00	0.00	0.00	0.00	0.00	0.00	0.00	0.00	0.00	0.00	0.00	0.00	0.00	0.00
TOTAL CASH DISBURSEMENTS	78,983,776.63	25,508,322.57	0.00	0.00	104,492,099.20	2,949,903.43	20,084,768.15	0.00	4,853,984.07	27,888,655.65	0.00	0.00	0.00	0.00	0.00	27,888,655.65	132,380,754.85	0.00	0.00	0.00	0.00	81,933,680.06	45,593,090.72	0.00	0.00	4,853,984.07	132,380,754.85
NON-CASH DISBURSEMENTS	5,738,053.44	1,422,242.30	0.00	0.00	7,160,295.74	0.00	2,798,724.57	0.00	204,336.34	3,003,060.91	0.00	0.00	0.00	0.00	0.00	3,003,060.91	10,163,356.65	0.00	0.00	0.00	0.00	5,738,053.44	4,220,966.87	0.00	0.00	204,336.34	10,163,356.65
Tax Remittance Advances Issued (TRA)	5,738,053.44	1,422,242.30	0.00	0.00	7,160,295.74	0.00	2,798,724.57	0.00	204,336.34	3,003,060.91	0.00	0.00	0.00	0.00	0.00	3,003,060.91	10,163,356.65	0.00	0.00	0.00	0.00	5,738,053.44	4,220,966.87	0.00	0.00	204,336.34	10,163,356.65
Non-Cash Availment Authority (NCAA)	0.00	0.00	0.00	0.00	0.00	0.00	0.00	0.00	0.00	0.00	0.00	0.00	0.00	0.00	0.00	0.00	0.00	0.00	0.00	0.00	0.00	0.00	0.00	0.00	0.00	0.00	0.00
Disbursements effected through outright deductions from claims (please specify)	0.00	0.00	0.00	0.00	0.00	0.00	0.00	0.00	0.00	0.00	0.00	0.00	0.00	0.00	0.00	0.00	0.00	0.00	0.00	0.00	0.00	0.00	0.00	0.00	0.00	0.00	0.00
Overpayment of expenses (e.g. personnel benefits)	0.00	0.00	0.00	0.00	0.00	0.00	0.00	0.00	0.00	0.00	0.00	0.00	0.00	0.00	0.00	0.00	0.00	0.00	0.00	0.00	0.00	0.00	0.00	0.00	0.00	0.00	0.00
Rescission of types of government contracts	0.00	0.00	0.00	0.00	0.00	0.00	0.00	0.00	0.00	0.00	0.00	0.00	0.00	0.00	0.00	0.00	0.00	0.00	0.00	0.00	0.00	0.00	0.00	0.00	0.00	0.00	0.00
Liquidated damages and similar claims	0.00	0.00	0.00	0.00	0.00	0.00	0.00	0.00	0.00	0.00	0.00	0.00	0.00	0.00	0.00	0.00	0.00	0.00	0.00	0.00	0.00	0.00	0.00	0.00	0.00	0.00	0.00
Overpayment of expenses (e.g. personnel benefits)	0.00	0.00	0.00	0.00	0.00	0.00	0.00	0.00	0.00	0.00	0.00	0.00	0.00	0.00	0.00	0.00	0.00	0.00	0.00	0.00	0.00	0.00	0.00	0.00	0.00	0.00	0.00
Restitution for loss of government property	0.00	0.00	0.00	0.00	0.00	0.00	0.00	0.00	0.00	0.00	0.00	0.00	0.00	0.00	0.00	0.00	0.00	0.00	0.00	0.00	0.00	0.00	0.00	0.00	0.00	0.00	0.00
Liquidated damages and similar claims	0.00	0.00	0.00	0.00	0.00	0.00	0.00	0.00	0.00	0.00	0.00	0.00	0.00	0.00	0.00	0.00	0.00	0.00	0.00	0.00	0.00	0.00	0.00	0.00	0.00	0.00	0.00
Others (e.g. TEF, BTR, Docs Stamp, etc.)	0.00	0.00	0.00	0.00	0.00	0.00	0.00	0.00	0.00	0.00	0.00	0.00	0.00	0.00	0.00	0.00	0.00	0.00	0.00	0.00	0.00	0.00	0.00	0.00	0.00	0.00	0.00
Advt. Less Adjustments (e.g. canceled/staled checks)	0.00	0.00	0.00	0.00	0.00	0.00	0.00	0.00	0.00	0.00	0.00	0.00	0.00	0.00	0.00	0.00	0.00	0.00	0.00	0.00	0.00	0.00	0.00	0.00	0.00	0.00	0.00
Balance of Disbursement Authorities as at date					9,740,760.61		3,394,245.17																				
Total Disbursements Program					406,218,209.09		145,938,356.67																				
Less: Actual Disbursements					396,477,448.48		142,544,111.50																				
(Over)/Under spending					9,740,760.61		3,394,245.17																				

SUMMARY

Particulars	Previous Report	This Month	As at Date
(1)	(2)	(3)	(4)
Total Disbursement Authorities Received	406,298,616.08	145,938,356.65	552,236,972.73
NCA	368,320,000.00	135,775,000.00	504,095,000.00
NTA	0.00	0.00	0.00
Working Fund	0.00	0.00	0.00
TRA	37,978,616.08	10,163,356.65	48,141,972.73
CDC	0.00	0.00	0.00
NCAA	0.00	0.00	0.00
Less: Notice of Transfer of Allocations (NTA)* issued	0.00	0.00	0.00
Total Disbursement Authorities Available	406,298,616.08	145,938,356.65	552,236,972.73
Less:	0.00	0.00	0.00
Lapsed NCA	80,406.99	(0.02)	80,406.97
Disbursement	396,477,448.48	142,544,111.50	539,021,559.98
Less: Other Non-Cash Disbursements	0.00	0.00	0.00
Disbursements effected through outright deductions from claims	0.00	0.00	0.00
Overpayment of expenses (e.g. personnel benefits)	0.00	0.00	0.00
Restitution for loss of government property	0.00	0.00	0.00
Liquidated damages and similar claims	0.00	0.00	0.00
Others (e.g. TEF, BTR, Docs Stamp, etc.)	0.00	0.00	0.00
Advt. Less Adjustments (e.g. canceled/staled checks)	0.00	0.00	0.00
Balance of Disbursement Authorities as at date	9,740,760.61	3,394,245.17	13,135,005.78
Total Disbursements Program	406,218,209.09	145,938,356.67	552,156,565.76
Less: Actual Disbursements	396,477,448.48	142,544,111.50	539,021,559.98
(Over)/Under spending	9,740,760.61	3,394,245.17	13,135,005.78

Notes: * The use of NTA is discouraged
Notes: ** Amounts should tally with the grand total disbursement (column 27).

Certified Correct:

[Signature]
AGUSTUS CESAR A. NAVARRO
CHIEF, ACCOUNTING DIVISION
Date: 2-Jun-22

Recommending Approval:

[Signature]
ARACELI S. SOLUTA
DIRECTOR, FINANCIAL SERVICES
Date: 2-Jun-22

Approved By:

[Signature]
ROBERTO B. UY
UNDERSECRETARY
Date: 2-Jun-22