

SUMMARY OF APPROPRIATIONS, ALLOTMENTS, DISBURSEMENTS AND BALANCES BY OBJECT OF EXPENDITURES As at the Quarter Ending September 30, 2020

Department: Department of Energy (DOE)
Agency/Entity: Office of the Secretary
Operating Unit: < not applicable >
Organization Code: 09 001 0000000
Fund Cluster: 01 Regular Agency Fund

Table with 2 columns: Current Year Appropriations Supplemental, Continuing Appropriations. Row 1: X


Main data table with columns: Particulars, UACS CODE, Appropriations, Allotments, Disbursements, Balances. Includes sub-headers for Adjustments, Transfers, and Unreleased Appropriations.


Handwritten signature/initials

Department: Department of Energy (DOE)
 Agency/Entity: Office of the Secretary
 Operating Unit: < not applicable >
 Organization Code: 09 001 0000000
 Fund Cluster: 01 Regular Agency Fund
 (e.g. UACS Fund Cluster: 01-Regular Agency Fund, 02-Foreign Assisted Projects Fund, 03-Special Account-Locally Funded/Domestic Grants Fund, and 04-Special Account-Foreign Assisted/Foreign Grants Fund)

	Current Year Appropriations
	Supplemental
X	Continuing Appropriations


Particulars	UACS CODE	Appropriations			Allotments					Obligations					Disbursements					Balances				
		Authorized Appropriations	Adjustments (Transfer To/From, Modifications/Augmentations)	Adjusted Appropriations	Allotments Received	Adjustments (Reductions, Modifications/Augmentations)	Transfer To	Transfer From	Adjusted Allotments	1st Quarter Ending March 31	2nd Quarter Ending June 30	3rd Quarter Ending Sept. 30	4th Quarter Ending Dec. 31	TOTAL	1st Quarter Ending March 31	2nd Quarter Ending June 30	3rd Quarter Ending Sept. 30	4th Quarter Ending Dec. 31	TOTAL	Unreleased Appropriations	Unobligated Allotments	Unpaid Obligations (15-20)=(23+24)		
		3	4	5=(3+4)	6	7	8	9	10=[(6+7)+8+9]	11	12	13	14	15=(11+12+13+14)	16	17	18	19	20=(16+17+18+19)	21=(5-10)	22=(10-16)	23	24	
Printing and Publication Expenses	5029902000	897,280.00	0.00	897,280.00	897,280.00	0.00	0.00	0.00	897,280.00	0.00	0.00	0.00	0.00	0.00	0.00	0.00	0.00	0.00	0.00	0.00	0.00	897,280.00	0.00	0.00
Representation Expenses	5029903000	8,856,582.19	0.00	8,856,582.19	8,856,582.19	0.00	0.00	0.00	8,856,582.19	785,987.83	0.00	250,410.70	0.00	1,036,398.59	12,199.89	28,232.00	0.00	0.00	40,430.89	0.00	7,820,183.60	995,967.70	0.00	0.00
Transportation and Delivery Expenses	5029904000	331,000.00	0.00	331,000.00	331,000.00	0.00	0.00	0.00	331,000.00	0.00	0.00	0.00	0.00	0.00	0.00	0.00	0.00	0.00	0.00	0.00	331,000.00	0.00	0.00	0.00
Rent/Lease Expenses	5029905000	926,790.81	0.00	926,790.81	926,790.81	0.00	0.00	0.00	926,790.81	0.00	0.00	0.00	0.00	0.00	0.00	0.00	0.00	0.00	0.00	0.00	926,790.81	0.00	0.00	0.00
Rents - Building and Structures	5029905001	19,634.56	0.00	19,634.56	19,634.56	0.00	0.00	0.00	19,634.56	0.00	0.00	0.00	0.00	0.00	0.00	0.00	0.00	0.00	0.00	0.00	19,634.56	0.00	0.00	0.00
Rents - Motor Vehicles	5029905003	722,156.25	0.00	722,156.25	722,156.25	0.00	0.00	0.00	722,156.25	0.00	0.00	0.00	0.00	0.00	0.00	0.00	0.00	0.00	0.00	0.00	722,156.25	0.00	0.00	0.00
Rents - Equipment	5029905004	185,000.00	0.00	185,000.00	185,000.00	0.00	0.00	0.00	185,000.00	0.00	0.00	0.00	0.00	0.00	0.00	0.00	0.00	0.00	0.00	0.00	185,000.00	0.00	0.00	0.00
Subscription Expenses	5029907000	4,064,661.89	0.00	4,064,661.89	4,064,661.89	0.00	0.00	0.00	4,064,661.89	0.00	0.00	0.00	0.00	0.00	0.00	0.00	0.00	0.00	0.00	0.00	4,064,661.89	0.00	0.00	0.00
ICT Software Subscription	5029907001	2,050.00	0.00	2,050.00	2,050.00	0.00	0.00	0.00	2,050.00	0.00	0.00	0.00	0.00	0.00	0.00	0.00	0.00	0.00	0.00	0.00	2,050.00	0.00	0.00	0.00
Other Subscription Expenses	5029907099	4,062,611.89	0.00	4,062,611.89	4,062,611.89	0.00	0.00	0.00	4,062,611.89	0.00	0.00	0.00	0.00	0.00	0.00	0.00	0.00	0.00	0.00	0.00	4,062,611.89	0.00	0.00	0.00
Capital Outlays		63,343,282.34	0.00	63,343,282.34	63,343,282.34	0.00	0.00	0.00	63,343,282.34	22,015,930.00	0.00	0.00	0.00	22,015,930.00	0.00	0.00	0.00	0.00	0.00	0.00	41,327,352.34	0.00	0.00	19,005,430.00
Property, Plant and Equipment Outlay	5060400000	63,343,282.34	0.00	63,343,282.34	63,343,282.34	0.00	0.00	0.00	63,343,282.34	22,015,930.00	0.00	0.00	0.00	22,015,930.00	0.00	0.00	0.00	0.00	0.00	0.00	41,327,352.34	0.00	0.00	19,005,430.00
Machinery and Equipment Outlay	5060405000	60,398,282.34	0.00	60,398,282.34	60,398,282.34	0.00	0.00	0.00	60,398,282.34	22,015,930.00	0.00	0.00	0.00	22,015,930.00	0.00	0.00	0.00	0.00	0.00	0.00	38,382,352.34	0.00	0.00	19,005,430.00
Information and Communication Technology	5060405003	35,124,105.00	0.00	35,124,105.00	35,124,105.00	0.00	0.00	0.00	35,124,105.00	12,015,930.00	0.00	0.00	0.00	12,015,930.00	0.00	0.00	0.00	0.00	0.00	0.00	23,108,175.00	0.00	0.00	9,005,430.00
Technical and Scientific Equipment	5060405014	2,509,709.00	0.00	2,509,709.00	2,509,709.00	0.00	0.00	0.00	2,509,709.00	0.00	0.00	0.00	0.00	0.00	0.00	0.00	0.00	0.00	0.00	0.00	2,509,709.00	0.00	0.00	0.00
ICT Software	5060405015	22,764,468.34	0.00	22,764,468.34	22,764,468.34	0.00	0.00	0.00	22,764,468.34	10,000,000.00	0.00	0.00	0.00	10,000,000.00	0.00	0.00	0.00	0.00	0.00	0.00	12,764,468.34	0.00	0.00	10,000,000.00
Transportation Equipment Outlay	5060406000	2,945,000.00	0.00	2,945,000.00	2,945,000.00	0.00	0.00	0.00	2,945,000.00	0.00	0.00	0.00	0.00	0.00	0.00	0.00	0.00	0.00	0.00	0.00	2,945,000.00	0.00	0.00	0.00
Motor Vehicles	5060406001	2,945,000.00	0.00	2,945,000.00	2,945,000.00	0.00	0.00	0.00	2,945,000.00	0.00	0.00	0.00	0.00	0.00	0.00	0.00	0.00	0.00	0.00	0.00	2,945,000.00	0.00	0.00	0.00
GRAND TOTAL		142,614,655.66	0.00	142,614,655.66	142,614,655.66	0.00	0.00	0.00	142,614,655.66	29,303,063.64	1,769,553.07	670,410.70	0.00	31,743,017.38	3,505,788.83	1,817,247.95	3,010,500.00	0.00	8,393,536.78	0.00	110,871,638.28	4,344,050.60	0.00	19,005,430.00

Certified Correct:

 ELISA B. MORALES
 CHIEF, BUDGET DIVISION

Certified Correct:

 MYRNA B. PEÑARANDA
 OIC, ACCOUNTING DIVISION

Recommending Approval:

 ARACELI A. S. SOLUTA
 DIRECTOR, FINANCE SERVICES

Approved By:

 RAUL B. AGUILOS, CESOS I
 UNDERSecretary

Date:

Date:

Date:

Date:

AM