
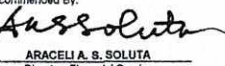





Particulars	UACS CODE	Appropriation		Allotments						Current Year Obligations				Current Year Disbursements				Balances		Unpaid Obligations				
		Authorized Appropriation	Adjustments (Transfer to/from Realignment)	Adjusted Appropriations	Allotment Received	Adjustments (Withdrawal/Realignment)	Transfer To	Transfer From	Adjusted Total Allotments	1st Quarter Ending March 31	2nd Quarter Ending June 30	3rd Quarter Ending September 30	4th Quarter Ending December 31	Total	1st Quarter Ending March 31	2nd Quarter Ending June 30	3rd Quarter Ending September 30	4th Quarter Ending December 31	Total	Unreleased Appropriations	Unobligated Allotment	Unpaid Obligations (15-20)=(23-24)		
																						23	24	
Repairs and Maintenance	5021300000	9,145,812.75	-	9,145,812.75	9,145,812.75	-	-	-	9,145,812.75	5,877,552.73	-	-	-	5,877,552.73	-	2,456,149.05	-	-	2,456,149.05	-	3,268,280.02	-	3,421,403.68	
Repairs and Maintenance - Buildings and Other	5021304000	5,919,705.40	-	5,919,705.40	5,919,705.40	-	-	-	5,919,705.40	5,179,127.28	-	-	-	5,179,127.28	-	2,336,149.05	-	-	2,336,149.05	-	740,578.12	-	2,842,978.23	
Repairs and Maintenance - Other Structures	5021304001	3,419,705.40	-	3,419,705.40	3,419,705.40	-	-	-	3,419,705.40	2,679,127.28	-	-	-	2,679,127.28	-	893,018.14	-	-	893,018.14	-	740,578.12	-	1,786,109.14	
Repairs and Maintenance - Machinery and Equipment	5021305000	2,857,862.42	-	2,857,862.42	2,857,862.42	-	-	-	2,857,862.42	698,425.45	-	-	-	698,425.45	-	120,000.00	-	-	120,000.00	-	2,158,436.97	-	578,425.45	
Information and Communication Technology	5021305003	448,833.34	-	448,833.34	448,833.34	-	-	-	448,833.34	-	-	-	-	-	-	-	-	-	-	-	448,833.34	-	-	
Other Machinery and Equipment	5021305014	1,076,562.33	-	1,076,562.33	1,076,562.33	-	-	-	1,076,562.33	698,425.45	-	-	-	698,425.45	-	120,000.00	-	-	120,000.00	-	378,136.88	-	578,425.45	
Repairs and Maintenance - Transportation Equipment	5021306000	368,244.93	-	368,244.93	368,244.93	-	-	-	368,244.93	-	-	-	-	-	-	-	-	-	-	-	368,244.93	-	-	
Repairs and Maintenance - Furniture and Fixtures	5021307000	-	-	-	-	-	-	-	-	-	-	-	-	-	-	-	-	-	-	-	-	-	-	
Taxes, Insurance Premium and Other Fees	5021500000	396,878.34	-	396,878.34	396,878.34	-	-	-	396,878.34	-	-	-	-	-	-	-	-	-	-	-	396,878.34	-	-	
Taxes, Duties and Licenses	5021501000	244,379.84	-	244,379.84	244,379.84	-	-	-	244,379.84	-	-	-	-	-	-	-	-	-	-	-	244,379.84	-	-	
Fidelity Bond Premium	5021502000	1,875.00	-	1,875.00	1,875.00	-	-	-	1,875.00	-	-	-	-	-	-	-	-	-	-	-	1,875.00	-	-	
Insurance Expenses	5021503000	150,623.50	-	150,623.50	150,623.50	-	-	-	150,623.50	-	-	-	-	-	-	-	-	-	-	-	150,623.50	-	-	
Other Maintenance and Operating Expenses	5029900000	27,189,470.78	-	27,189,470.78	27,189,470.78	-	-	-	27,189,470.78	280,426.64	299,112.00	-	-	579,538.64	262,242.15	-	-	-	262,242.15	-	26,609,932.14	-	317,296.49	
Advertising Expenses	5029901000	442,389.19	-	442,389.19	442,389.19	-	-	-	442,389.19	-	-	-	-	-	-	-	-	-	-	-	442,389.19	-	-	
Printing and Publication Expenses	5029902000	311,200.00	-	311,200.00	311,200.00	-	-	-	311,200.00	92,000.00	-	-	-	92,000.00	92,000.00	-	-	-	92,000.00	-	219,200.00	-	-	
Representation Expenses	5029903000	7,549,968.54	-	7,549,968.54	7,549,968.54	-	-	-	7,549,968.54	186,426.64	222,000.00	-	-	410,426.64	170,242.15	-	-	-	170,242.15	-	7,139,541.80	-	240,184.49	
Transportation and Delivery Expenses	5029904000	3,393,000.00	-	3,393,000.00	3,393,000.00	-	-	-	3,393,000.00	-	-	-	-	-	-	-	-	-	-	-	3,393,000.00	-	-	
Rent/Lease Expenses	5029905000	9,352,065.08	-	9,352,065.08	9,352,065.08	-	-	-	9,352,065.08	-	-	-	-	-	-	-	-	-	-	-	9,352,065.08	-	-	
Membership Dues and Contribution to	5029906000	-	-	-	-	-	-	-	-	-	-	-	-	-	-	-	-	-	-	-	-	-	-	
Subscription Expenses	5029907000	1,140,847.97	-	1,140,847.97	1,140,847.97	-	-	-	1,140,847.97	-	77,112.00	-	-	77,112.00	-	-	-	-	-	-	1,063,735.97	-	77,112.00	
Donations	5029908000	5,000,000.00	-	5,000,000.00	5,000,000.00	-	-	-	5,000,000.00	-	-	-	-	-	-	-	-	-	-	-	5,000,000.00	-	-	
Capital Outlay	5064000000	56,640,675.04	-	56,640,675.04	56,640,675.04	-	-	-	56,640,675.04	26,128,029.60	-	-	-	26,128,029.60	-	-	-	-	-	-	30,512,645.44	-	26,128,029.60	
Infrastructure Outlay	5064003000	2,541,000.00	-	2,541,000.00	2,541,000.00	-	-	-	2,541,000.00	-	-	-	-	-	-	-	-	-	-	-	2,541,000.00	-	-	
Machinery and Equipment	5064005000	52,338,375.04	-	52,338,375.04	52,338,375.04	-	-	-	52,338,375.04	26,128,029.60	-	-	-	26,128,029.60	-	-	-	-	-	-	26,210,345.44	-	26,128,029.60	
Information and Communication Technology	5064005003	20,699,856.00	-	20,699,856.00	20,699,856.00	-	-	-	20,699,856.00	6,290,000.00	-	-	-	6,290,000.00	-	-	-	-	-	-	14,409,856.00	-	6,290,000.00	
Printing	5064005012	2,867,000.00	-	2,867,000.00	2,867,000.00	-	-	-	2,867,000.00	1,417,000.00	-	-	-	1,417,000.00	-	-	-	-	-	-	1,450,000.00	-	1,417,000.00	
ICT Software	5064005015	27,421,771.04	-	27,421,771.04	27,421,771.04	-	-	-	27,421,771.04	18,135,500.00	-	-	-	18,135,500.00	-	-	-	-	-	-	9,286,271.04	-	18,135,500.00	
Transportation Equipment	5064006000	1,726,700.00	-	1,726,700.00	1,726,700.00	-	-	-	1,726,700.00	-	-	-	-	-	-	-	-	-	-	-	1,726,700.00	-	-	
Furniture, Fixtures and Book	5064006001	34,600.00	-	34,600.00	34,600.00	-	-	-	34,600.00	-	-	-	-	-	-	-	-	-	-	-	34,600.00	-	-	
<b>GRAND TOTAL</b>		<b>176,503,967.13</b>	<b>-</b>	<b>176,503,967.13</b>	<b>176,503,967.13</b>	<b>-</b>	<b>-</b>	<b>-</b>	<b>176,503,967.13</b>	<b>34,194,082.83</b>	<b>1,068,846.06</b>	<b>-</b>	<b>-</b>	<b>35,262,928.89</b>	<b>524,193.17</b>	<b>2,928,996.05</b>	<b>-</b>	<b>-</b>	<b>3,453,191.22</b>	<b>-</b>	<b>141,241,038.24</b>	<b>-</b>	<b>1,312,488.45</b>	<b>30,497,239.22</b>

Certified Correct:   
 ELMA B. MORALES  
 Chief, Budget Officer

Certified Correct:   
 MIRNA G. PENARANDA  
 OIC, Chief Accountant

Recommended By:   
 ARACELI A. S. SOLUTA  
 Director, Financial Service

Approved By:   
 RAUL A. ANGELES, ESQ  
 Undersecretary