

**QUARTERLY PHYSICAL REPORT OF OPERATION**  
**As of September 30, 2020**

Agency : Department of Energy (DOE)

Organization Code (UACS) : < not applicable >

Particulars	UACS CODE	Physical Target (Budget Year)					Physical Accomplishment (Budget Year)					Variance	Remarks
		1st Quarter	2nd Quarter	3rd Quarter	4th Quarter	Total	1st Quarter	2nd Quarter	3rd Quarter	4th Quarter	Total		
1	2	3	4	5	6	7	8	9	10	11	12	13	14
NATIONAL AND REGIONAL ENERGY PLANNING PROGRAM	31010000000000												
OO : Required energy supply level attained													
Outcome Indicators													
1. Percentage of stakeholders rating the energy plans and programs as acceptable				85%		85%							
2. Percentage of policy recommendations adopted in the short, medium and long-term national energy plans/programs/targets					75%	75%							
Output Indicators													
1. Number of energy plans prepared and updated					2	2	0	1	0		1	-1	Draft PEP 2018-2040 already approved by the Secretary
2. Number of statistical research and studies prepared/updated		4	4	4	4	16	10	17	32		59	+43	
3. Percentage of project evaluation and monitoring conducted on time					80%	80%	80%	80%	80%		80%	0	
4. Number of applications for Certification of Energy Project of National Significance processed/evaluated		10	10	10	10	40	5	3			8	-32	
CONVENTIONAL ENERGY DEVELOPMENT PROGRAM	31020000000000												
OO Required energy supply level attained													
Outcome Indicators													
1. Percentage of awareness of the target audience of the promoted message or technical advice					80%	80%							
2. Percentage of conventional energy projects with satisfactory safety performance					80%	80%							
3. Percentage increase in investments in conventional energy development					10%	10%							
Output Indicators													
1. Number of contracts and/or circulars drafted, prepared and reviewed		1	2	2	2	5	4	5	4		13	+8	
2. Number of information, education, communication, and other promotional activities conducted on conventional energy development		2	5	5	2	14	4	1	10		15	+1	For 2Q, an article was published through Geo ExPro as an alternative way of investment promotion for petroleum exploration amid the current health crisis



**QUARTERLY PHYSICAL REPORT OF OPERATION**  
**As of September 30, 2020**

Agency : Department of Energy (DOE)

Organization Code (UACS) : < not applicable >

Particulars	UACS CODE	Physical Target (Budget Year)					Physical Accomplishment (Budget Year)					Variance	Remarks
		1st Quarter	2nd Quarter	3rd Quarter	4th Quarter	Total	1st Quarter	2nd Quarter	3rd Quarter	4th Quarter	Total		
1	2	3	4	5	6	7	8	9	10	11	12	13	14
the downstream oil and gas sector		3	4	3	2	12	0	0			0	-12	
4. Number of downstream oil and gas field work and operational monitoring activities conducted						1,073	236	0			236	-837	
5. Number of plans and policies updated/formulated, monitored and recommended for adoption and implementation		0	2	3	1	6	9	3			12	+6	
ELECTRIC POWER INDUSTRY DEVELOPMENT PROGRAM	31050000000000												
OO : Required energy supply level attained													
Outcome Indicators													
1. Reduction in frequency of "red alert" notice						N/A							
2. Increase in hours operation in off-grid areas with less than 24 hours electricity service						N/A							
3. Increase in capacity (MW) that went on line (on-grid)						N/A							
4. Issued and adopted plans and policies to attain energy supply security and reliability, energy access and electricity market competitiveness and power sector reforms					9	9							
Output Indicators													
Power Sector													
1. Number of information, education, and communication activities, promotional events, and public consultations conducted		6	7	7	7	27	8	9	6		23	+4	
2. Number of plans/policies prepared, recommended and/or adopted		1 policy	2 policies	2 policies	1 policy; 3 plans	6 policies and 3 plans	23 policies	1 plan; 11 policies	13 policies		1 plan; 47 policies	-2 plans, +41 policies	
3. Number of stakeholders assisted through technical support/consultation/assistance						N/A							
4. Number of application for COE for investment in the energy sector processed		54	60	60	54	228	98	70	107		275	+47	
E.R. 1-94 Program													
1. Number of MOAs for the establishment of Trust Account under ER 1-94						N/A							
2. Number of approved electrification and						N/A							





## QUARTERLY PHYSICAL REPORT OF OPERATION As of September 30, 2020


Agency : Department of Energy (DOE)

Organization Code (UACS) : < not applicable >

Particulars	UACS CODE	Physical Target (Budget Year)					Physical Accomplishment (Budget Year)					Variance	Remarks
		1st Quarter	2nd Quarter	3rd Quarter	4th Quarter	Total	1st Quarter	2nd Quarter	3rd Quarter	4th Quarter	Total		
1	2	3	4	5	6	7	8	9	10	11	12	13	14
Outcome Indicator													
1. Number of alternative fuels and energy technologies promoted			1	1	1	3			2		2	-1	
Output Indicators													
1. Number of technical assistance/evaluation completed on time		2	2	2	2	8	8	5	9		22	+14	
2. Number of information, education, communication, and other promotional activities conducted on alternative fuels and technology		2	4	4	4	14	2	2	3		7	-14	
3. Number of policies formulated/permits issued related to alternative fuels & technologies issued on time		1	1	1	1	4	3	4	5		12	+8	

Prepared By:   
 MICHAEL O. SINOCRUZ  
 Date: \_\_\_\_\_

In coordination with  
  
 DIR. JESUS T. TAMANG, EPPB  
 Date: \_\_\_\_\_

Approved By:   
 USEC. RAUL B. AGUILOS, CESO I  
 Date: \_\_\_\_\_