

SUMMARY OF APPROPRIATIONS, ALLOTMENTS, OBLIGATIONS, DISBURSEMENTS AND BALANCES SUBJECT OF EXPENDITURES
As at the Quarter Ending December 31, 2021

Department: Department of Energy (DOE)
 Agency/Entity: Office of the Secretary
 Operating Unit: < not applicable >
 Organization Code (UACS): 09 901 600000
 Fund Cluster: 01 Regular Agency Fund

	Current Year Appropriations
	Supplemental Appropriations
X	Continuing Appropriations

(e.g. UACS Fund Cluster: 01-Regular Agency Fund, 02-Foreign Assisted Projects Fund, 03-Special Account-Locally Funded/Domestic Grants Fund, and 04-Special Account-Foreign Assisted/Foreign Grants Fund)

Particulars	UACS CODE	Appropriations			Allotments			Obligations							Disbursements				Balances						
		Authorized Appropriations	Adjustments (Transfer To/From, Modifications/Augmentations)	Adjusted Appropriations	Allotments Received	Adjustments (Reductions, Modifications/Augmentations)	Transfer To	Transfer From	Adjusted Allotments	1st Quarter Ending March 31	2nd Quarter Ending June 30	3rd Quarter Ending Sept. 30	4th Quarter Ending Dec. 31	TOTAL	1st Quarter Ending March 31	2nd Quarter Ending June 30	3rd Quarter Ending Sept. 30	4th Quarter Ending Dec. 31	TOTAL	Unreleased Appropriations	Unobligated Allotments	Unpaid Obligations (18-20)+(23+24)			
																						20=16+17+18+19	21+(8-10)	22+(10-16)	23
SUMMARY		167,848,464.80	(72,612,267.00)	95,236,197.80	167,848,464.80	(72,612,267.00)	0.00	0.00	95,236,197.80	10,790,835.02	7,142,775.56	0.00	0.00	34,578,719.48	52,512,330.06	1,701,410.14	6,629,678.78	6,353,107.80	2,369,836.80	17,054,033.52	0.00	42,723,867.74	35,458,296.54	0.00	
I. CONTINUING APPROPRIATIONS		167,848,464.80	(72,612,267.00)	95,236,197.80	167,848,464.80	(72,612,267.00)	0.00	0.00	95,236,197.80	10,790,835.02	7,142,775.56	0.00	0.00	34,578,719.48	52,512,330.06	1,701,410.14	6,629,678.78	6,353,107.80	2,369,836.80	17,054,033.52	0.00	42,723,867.74	35,458,296.54	0.00	
Agency Specific Budget		167,848,464.80	(72,612,267.00)	95,236,197.80	167,848,464.80	(72,612,267.00)	0.00	0.00	95,236,197.80	10,790,835.02	7,142,775.56	0.00	0.00	34,578,719.48	52,512,330.06	1,701,410.14	6,629,678.78	6,353,107.80	2,369,836.80	17,054,033.52	0.00	42,723,867.74	35,458,296.54	0.00	
Personnel Services		283,872.23	(219,927.00)	63,945.23	283,872.23	(219,927.00)	0.00	0.00	63,945.23	43,782.27	20,181.97	0.00	0.00	63,944.24	37,433.27	26,210.80	0.00	0.00	63,944.07	0.00	0.00	0.00	0.00	0.00	0.00
Salaries and Wages - Regular	501010000	127,507.39	(83,563.00)	43,944.39	127,507.39	(83,563.00)	0.00	0.00	43,944.39	43,782.27	20,181.97	0.00	0.00	63,944.24	37,433.27	26,210.80	0.00	0.00	63,944.07	0.00	0.00	0.00	0.15	300.17	0.00
Base Salary - Civilian	501010101	127,507.39	(83,563.00)	43,944.39	127,507.39	(83,563.00)	0.00	0.00	43,944.39	43,782.27	20,181.97	0.00	0.00	63,944.24	37,433.27	26,210.80	0.00	0.00	63,944.07	0.00	0.00	0.00	0.15	300.17	0.00
Other Compensation	501020000	60,000.00	(60,000.00)	0.00	60,000.00	(60,000.00)	0.00	0.00	0.00	0.00	0.00	0.00	0.00	0.00	0.00	0.00	0.00	0.00	0.00	0.00	0.00	0.00	0.00	0.00	0.00
Year End Bonus	5010214000	60,000.00	(60,000.00)	0.00	60,000.00	(60,000.00)	0.00	0.00	0.00	0.00	0.00	0.00	0.00	0.00	0.00	0.00	0.00	0.00	0.00	0.00	0.00	0.00	0.00	0.00	0.00
Bonus - Civilian	5010214001	60,000.00	(60,000.00)	0.00	60,000.00	(60,000.00)	0.00	0.00	0.00	0.00	0.00	0.00	0.00	0.00	0.00	0.00	0.00	0.00	0.00	0.00	0.00	0.00	0.00	0.00	0.00
Personnel Benefit Contributions	501030000	1,000.00	(1,000.00)	0.00	1,000.00	(1,000.00)	0.00	0.00	0.00	0.00	0.00	0.00	0.00	0.00	0.00	0.00	0.00	0.00	0.00	0.00	0.00	0.00	0.00	0.00	0.00
Employees Compensation Insurance Premiums (ECP)	5010304000	1,000.00	(1,000.00)	0.00	1,000.00	(1,000.00)	0.00	0.00	0.00	0.00	0.00	0.00	0.00	0.00	0.00	0.00	0.00	0.00	0.00	0.00	0.00	0.00	0.00	0.00	0.00
ECP - Civilian	5010304001	1,000.00	(1,000.00)	0.00	1,000.00	(1,000.00)	0.00	0.00	0.00	0.00	0.00	0.00	0.00	0.00	0.00	0.00	0.00	0.00	0.00	0.00	0.00	0.00	0.00	0.00	0.00
Other Personnel Benefits	501040000	95,364.84	(95,364.00)	0.84	95,364.84	(95,364.00)	0.00	0.00	0.84	0.00	0.00	0.00	0.00	0.00	0.00	0.00	0.00	0.00	0.00	0.00	0.00	0.00	0.84	0.00	0.00
Other Personnel Benefits	5010499000	95,364.84	(95,364.00)	0.84	95,364.84	(95,364.00)	0.00	0.00	0.84	0.00	0.00	0.00	0.00	0.00	0.00	0.00	0.00	0.00	0.00	0.00	0.00	0.00	0.84	0.00	0.00
Lump-sum for Step Increments - Length of Service	5010499010	95,364.84	(95,364.00)	0.84	95,364.84	(95,364.00)	0.00	0.00	0.84	0.00	0.00	0.00	0.00	0.00	0.00	0.00	0.00	0.00	0.00	0.00	0.00	0.00	0.84	0.00	0.00
Maintenance and Other Operating Expenses		90,206,010.57	(87,892,340.00)	22,313,670.57	90,206,010.57	(87,892,340.00)	0.00	0.00	22,313,670.57	10,747,072.75	4,296,563.50	0.00	0.00	649,000.00	15,863,296.34	1,863,878.87	6,803,457.98	3,491,107.80	2,369,836.80	14,134,969.45	0.00	6,650,404.23	1,528,876.89	0.00	
Traveling Expenses	502010000	10,243,325.40	(10,068,283.48)	145,041.92	10,243,325.40	(10,068,283.48)	0.00	0.00	145,041.92	75,019.56	70,018.13	0.00	0.00	145,037.69	40,458.76	19,779.80	62,142.00	0.00	122,380.56	0.00	4.23	22,657.13	0.00		
Traveling Expenses - Local	5020101000	7,796,017.56	(7,653,975.64)	145,041.92	7,796,017.56	(7,653,975.64)	0.00	0.00	145,041.92	75,019.56	70,018.13	0.00	0.00	145,037.69	40,458.76	19,779.80	62,142.00	0.00	122,380.56	0.00	4.23	22,657.13	0.00		
Traveling Expenses - Foreign	5020102000	2,444,307.84	(2,444,307.84)	0.00	2,444,307.84	(2,444,307.84)	0.00	0.00	0.00	0.00	0.00	0.00	0.00	0.00	0.00	0.00	0.00	0.00	0.00	0.00	0.00	0.00	0.00	0.00	
Training and Scholarship Expenses	502020000	2,829,788.99	(2,829,788.99)	0.00	2,829,788.99	(2,829,788.99)	0.00	0.00	0.00	0.00	0.00	0.00	0.00	0.00	0.00	0.00	0.00	0.00	0.00	0.00	0.00	0.00	0.00	0.00	
Training Expenses	5020201000	2,653,638.99	(2,653,638.99)	0.00	2,653,638.99	(2,653,638.99)	0.00	0.00	0.00	0.00	0.00	0.00	0.00	0.00	0.00	0.00	0.00	0.00	0.00	0.00	0.00	0.00	0.00	0.00	
Training Expenses	5020201002	2,653,638.99	(2,653,638.99)	0.00	2,653,638.99	(2,653,638.99)	0.00	0.00	0.00	0.00	0.00	0.00	0.00	0.00	0.00	0.00	0.00	0.00	0.00	0.00	0.00	0.00	0.00	0.00	
Scholarship Grants/Expenses	5020202000	176,150.00	(176,150.00)	0.00	176,150.00	(176,150.00)	0.00	0.00	0.00	0.00	0.00	0.00	0.00	0.00	0.00	0.00	0.00	0.00	0.00	0.00	0.00	0.00	0.00	0.00	
Supplies and Materials Expenses	502030000	8,510,175.86	(8,507,934.77)	2,241.09	8,510,175.86	(8,507,934.77)	0.00	0.00	2,241.09	2,241.09	0.00	0.00	0.00	2,241.09	0.00	0.00	0.00	0.00	2,241.09	0.00	0.00	0.00	0.00	0.00	
Office Supplies Expenses	5020301000	4,220,637.30	(4,220,637.30)	0.00	4,220,637.30	(4,220,637.30)	0.00	0.00	0.00	0.00	0.00	0.00	0.00	0.00	0.00	0.00	0.00	0.00	0.00	0.00	0.00	0.00	0.00	0.00	
ICT Office Supplies	5020301005	510,248.00	(510,248.00)	0.00	510,248.00	(510,248.00)	0.00	0.00	0.00	0.00	0.00	0.00	0.00	0.00	0.00	0.00	0.00	0.00	0.00	0.00	0.00	0.00	0.00	0.00	

This report was generated using the Unified Reporting System on null version FAR1A.1.1 ; Status : SUBMITTED

Department: Department of Energy (DOE)
 Agency/Entry: Office of the Secretary
 Operating Unit: < not applicable >
 Organization Code (UACS): 09 001 000000
 Fund Cluster: 01 Regular Agency Fund
 (e.g. UACS Fund Cluster: 01-Regular Agency Fund, 02-Foreign Assisted Projects Fund, 03-Special Account-Locally Funded/Domestic Grants Fund, and 04-Special Account-Foreign Assisted/Foreign Grants Fund)

	Current Year Appropriations
	Supplemental Appropriations
X	Continuing Appropriations

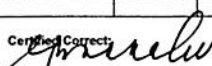
Particulars	UACS CODE	Appropriations							Obligations					Disbursements					Balances					
		Authorized Appropriations	Adjustments (Transfer To/From, Modifications/ Augmentations)	Adjusted Appropriations	Allotments Received	Adjustments (Reductions, Modifications/ Augmentations)	Transfer To	Transfer From	Adjusted Allotments	1st Quarter Ending March 31	2nd Quarter Ending June 30	3rd Quarter Ending Sept. 30	4th Quarter Ending Dec. 31	TOTAL	1st Quarter Ending March 31	2nd Quarter Ending June 30	3rd Quarter Ending Sept. 30	4th Quarter Ending Dec. 31	TOTAL	Unreleased Appropriations	Unobligated Allotments	Unpaid Obligations (18-20)+(23+24)		
																						10=(8+(-7)+8+9)	23	24
1	2	3	4	5=(3+4)	6	7	8	9	10	11	12	13	14	15=(11+12+13+14)	16	17	18	19	20=(16+17+18+19)	21=(5-10)	22=(10-15)	23	24	
Office Supplies Expenses	502001002	3,710,389.30	(3,710,389.30)	0.00	3,710,389.30	(3,710,389.30)	0.00	0.00	0.00	0.00	0.00	0.00	0.00	0.00	0.00	0.00	0.00	0.00	0.00	0.00	0.00	0.00	0.00	0.00
Accountable Forms Expenses	502002000	210,000.00	(210,000.00)	0.00	210,000.00	(210,000.00)	0.00	0.00	0.00	0.00	0.00	0.00	0.00	0.00	0.00	0.00	0.00	0.00	0.00	0.00	0.00	0.00	0.00	0.00
Drugs and Medicines Expenses	502007000	82,444.00	(82,444.00)	0.00	82,444.00	(82,444.00)	0.00	0.00	0.00	0.00	0.00	0.00	0.00	0.00	0.00	0.00	0.00	0.00	0.00	0.00	0.00	0.00	0.00	0.00
Medical, Dental and Laboratory Supplies Expenses	502008000	10,162.13	(10,162.13)	0.00	10,162.13	(10,162.13)	0.00	0.00	0.00	0.00	0.00	0.00	0.00	0.00	0.00	0.00	0.00	0.00	0.00	0.00	0.00	0.00	0.00	0.00
Fuel, Oil and Lubricants Expenses	502009000	778,864.11	(778,864.11)	1,000.00	778,864.11	(778,864.11)	0.00	0.00	1,000.00	1,000.00	0.00	0.00	0.00	1,000.00	0.00	1,000.00	0.00	0.00	1,000.00	0.00	0.00	0.00	0.00	0.00
Other Supplies and Materials Expenses	502009000	3,207,068.32	(3,205,827.23)	1,241.09	3,207,068.32	(3,205,827.23)	0.00	0.00	1,241.09	1,241.09	0.00	0.00	0.00	1,241.09	0.00	1,241.09	0.00	0.00	1,241.09	0.00	0.00	0.00	0.00	0.00
Utility Expenses	502040000	1,499,387.83	742,107.57	2,241,495.40	1,499,387.83	742,107.57	0.00	0.00	2,241,495.40	1,106,370.10	1,136,125.30	0.00	0.00	2,241,495.40	1,062,630.56	12,736.55	0.00	0.00	1,105,370.10	0.00	0.00	1,136,125.30	0.00	0.00
Water Expenses	502040100	1,178,691.15	(1,163,422.26)	15,268.89	1,178,691.15	(1,163,422.26)	0.00	0.00	15,268.89	15,268.89	0.00	0.00	0.00	15,268.89	2,529.34	12,736.55	0.00	0.00	15,268.89	0.00	0.00	0.00	0.00	0.00
Electricity Expenses	502042000	320,696.68	1,905,629.83	2,226,326.51	320,696.68	1,905,629.83	0.00	0.00	2,226,326.51	1,090,101.21	1,136,125.30	0.00	0.00	2,226,326.51	1,090,101.21	0.00	0.00	0.00	1,090,101.21	0.00	0.00	1,136,125.30	0.00	0.00
Communication Expenses	502050000	11,336,617.30	(4,197,706.15)	7,138,911.15	11,336,617.30	(4,197,706.15)	0.00	0.00	7,138,911.15	488,511.15	0.00	0.00	0.00	488,511.15	336,011.41	146,997.74	0.00	0.00	488,511.15	0.00	6,650,400.00	2,502.00	0.00	0.00
Postage and Courier Services	502050100	752,367.38	(752,367.38)	0.00	752,367.38	(752,367.38)	0.00	0.00	0.00	0.00	0.00	0.00	0.00	0.00	0.00	0.00	0.00	0.00	0.00	0.00	0.00	0.00	0.00	0.00
Telephone Expenses	502050200	1,630,810.95	(1,245,497.54)	385,313.41	1,630,810.95	(1,245,497.54)	0.00	0.00	385,313.41	385,313.41	0.00	0.00	0.00	385,313.41	336,011.41	43,800.00	0.00	0.00	382,811.41	0.00	0.00	2,502.00	0.00	0.00
Mobile	502050201	606,736.74	(21,483.33)	385,313.41	606,736.74	(21,483.33)	0.00	0.00	385,313.41	385,313.41	0.00	0.00	0.00	385,313.41	336,011.41	43,800.00	0.00	0.00	382,811.41	0.00	0.00	2,502.00	0.00	0.00
Landline	502050202	1,024,014.21	(1,024,014.21)	0.00	1,024,014.21	(1,024,014.21)	0.00	0.00	0.00	0.00	0.00	0.00	0.00	0.00	0.00	0.00	0.00	0.00	0.00	0.00	0.00	0.00	0.00	0.00
Internet Subscription Expenses	502050300	8,750,628.97	(2,106,228.97)	6,650,400.00	8,750,628.97	(2,106,228.97)	0.00	0.00	6,650,400.00	0.00	0.00	0.00	0.00	6,650,400.00	0.00	0.00	0.00	0.00	6,650,400.00	0.00	6,650,400.00	0.00	0.00	0.00
Cable, Satellite, Telegraph and Radio Expenses	502050400	193,780.00	(90,582.26)	103,197.74	193,780.00	(90,582.26)	0.00	0.00	103,197.74	103,197.74	0.00	0.00	0.00	103,197.74	0.00	103,197.74	0.00	0.00	103,197.74	0.00	0.00	0.00	0.00	0.00
Awards/Prizes and Prizes	502060000	369.11	(369.11)	0.00	369.11	(369.11)	0.00	0.00	0.00	0.00	0.00	0.00	0.00	0.00	0.00	0.00	0.00	0.00	0.00	0.00	0.00	0.00	0.00	0.00
Awards/Prizes Expenses	502060100	369.11	(369.11)	0.00	369.11	(369.11)	0.00	0.00	0.00	0.00	0.00	0.00	0.00	0.00	0.00	0.00	0.00	0.00	0.00	0.00	0.00	0.00	0.00	0.00
Confidential, Intelligence and Extraordinary Expenses	502100000	200.00	(200.00)	0.00	200.00	(200.00)	0.00	0.00	0.00	0.00	0.00	0.00	0.00	0.00	0.00	0.00	0.00	0.00	0.00	0.00	0.00	0.00	0.00	0.00
Extraordinary and Miscellaneous Expenses	502100000	200.00	(200.00)	0.00	200.00	(200.00)	0.00	0.00	0.00	0.00	0.00	0.00	0.00	0.00	0.00	0.00	0.00	0.00	0.00	0.00	0.00	0.00	0.00	0.00
Professional Services	502110000	5,694,401.17	(4,940,083.81)	754,317.36	5,694,401.17	(4,940,083.81)	0.00	0.00	754,317.36	104,717.36	0.00	0.00	0.00	648,600.00	754,317.36	75,343.52	0.00	29,373.84	648,600.00	754,317.36	0.00	0.00	0.00	0.00
Legal Services	502110100	308,506.00	(308,506.00)	0.00	308,506.00	(308,506.00)	0.00	0.00	0.00	0.00	0.00	0.00	0.00	0.00	0.00	0.00	0.00	0.00	0.00	0.00	0.00	0.00	0.00	0.00
Consultancy Services	502110200	2,130,000.00	(1,480,400.00)	649,600.00	2,130,000.00	(1,480,400.00)	0.00	0.00	649,600.00	0.00	0.00	0.00	0.00	649,600.00	649,600.00	0.00	0.00	0.00	649,600.00	0.00	0.00	0.00	0.00	0.00
Other Professional Services	502119900	3,257,895.17	(3,153,177.81)	104,717.36	3,257,895.17	(3,153,177.81)	0.00	0.00	104,717.36	104,717.36	0.00	0.00	0.00	104,717.36	75,343.52	0.00	29,373.84	0.00	104,717.36	0.00	0.00	0.00	0.00	0.00
General Services	502120000	14,723,199.81	(9,178,111.77)	5,544,058.04	14,723,199.81	(9,178,111.77)	0.00	0.00	5,544,058.04	2,483,607.88	3,060,450.16	0.00	0.00	5,544,058.04	90,940.83	183,797.79	3,227,990.36	1,720,236.80	5,222,965.58	0.00	0.00	321,062.46	0.00	
Janitorial Services	502120200	2,379,565.94	(1,953,473.46)	426,092.48	2,379,565.94	(1,953,473.46)	0.00	0.00	426,092.48	426,092.48	0.00	0.00	0.00	426,092.48	0.00	105,000.00	0.00	0.00	105,000.00	0.00	0.00	321,062.46	0.00	
Security Services	502120300	3,625,072.08	(3,609,472.08)	15,600.00	3,625,072.08	(3,609,472.08)	0.00	0.00	15,600.00	15,600.00	0.00	0.00	0.00	15,600.00	0.00	0.00	0.00	0.00	15,600.00	0.00	0.00	0.00	0.00	
Other General Services	502129900	8,718,531.79	(3,616,166.21)	5,102,365.58	8,718,531.79	(3,616,166.21)	0.00	0.00	5,102,365.58	2,041,915.42	3,060,450.16	0.00	0.00	5,102,365.58	90,940.83	63,197.79	3,227,990.36	1,720,236.80	5,102,365.58	0.00	0.00	0.00	0.00	
Other General Services - ICT Services	502129901	3,568,604.65	(647,354.65)	2,951,250.00	3,568,604.65	(647,354.65)	0.00	0.00	2,951,250.00	0.00	2,951,250.00	0.00	0.00	2,951,250.00	0.00	0.00	2,951,250.00	0.00	2,951,250.00	0.00	0.00	0.00	0.00	


This report was generated using the Unified Reporting System on null version.FAR1A.1.1 ; Status : SUBMITTED


Department: Department of Energy (DOE)
 Agency/Entity: Office of the Secretary
 Operating Unit: < not applicable >
 Organization Code (UACS): 09 001 0000000
 Fund Cluster: 01 Regular Agency Fund
 (e.g. UACS Fund Cluster: 01-Regular Agency Fund, 02-Foreign Assisted Projects Fund, 03-Special Account-Locally Funded/Domestic Grants Fund, and 04-Special Account-Foreign Assisted/Foreign Grants Fund)


	Current Year Appropriations
	Supplemental Appropriations
X	Continuing Appropriations

Particulars	UACS CODE	Appropriations			Allotments		Obligations					Disbursements					Balances							
		Authorized Appropriations	Adjustments (Transfer To/From, Modifications/ Augmentations)	Adjusted Appropriations	Allotments Received	Adjustments (Reductions, Modifications/ Augmentations)	Transfer To	Transfer From	Adjusted Allotments	1st Quarter Ending March 31	2nd Quarter Ending June 30	3rd Quarter Ending Sept. 30	4th Quarter Ending Dec. 31	TOTAL	1st Quarter Ending March 31	2nd Quarter Ending June 30	3rd Quarter Ending Sept. 30	4th Quarter Ending Dec. 31	TOTAL	Unreleased Appropriations	Unobligated Allotments	Unpaid Obligations (15-20)+(23+24)		
		3	4	5=(3+4)	6	7	8	9	10=(8+(7)-4+9)	11	12	13	14	15=(11+12+13+14)	16	17	18	19	20=(16+17+18+19)	21=(5-10)	22=(10-15)	23	24	
Property, Plant and Equipment Outlay	509040000	77,358,581.08	(4,500,000.00)	72,858,581.08	77,358,581.08	(4,500,000.00)	0.00	0.00	72,858,581.08	0.00	2,856,000.00	0.00	33,929,119.48	36,785,119.48	0.00	0.00	2,856,000.00	0.00	2,856,000.00	0.00	36,073,461.60	33,929,119.48	0.00	0.00
Infrastructure Outlay	509042000	4,500,000.00	(4,500,000.00)	0.00	4,500,000.00	(4,500,000.00)	0.00	0.00	0.00	0.00	0.00	0.00	0.00	0.00	0.00	0.00	0.00	0.00	0.00	0.00	0.00	0.00	0.00	0.00
Sewer Systems	509042003	4,500,000.00	(4,500,000.00)	0.00	4,500,000.00	(4,500,000.00)	0.00	0.00	0.00	0.00	0.00	0.00	0.00	0.00	0.00	0.00	0.00	0.00	0.00	0.00	0.00	0.00	0.00	0.00
Machinery and Equipment Outlay	509042000	72,778,581.08	0.00	72,778,581.08	72,778,581.08	0.00	0.00	0.00	72,778,581.08	0.00	2,856,000.00	0.00	33,929,119.48	36,785,119.48	0.00	0.00	2,856,000.00	0.00	2,856,000.00	0.00	35,993,461.60	33,929,119.48	0.00	0.00
Office Equipment	509042002	1,999,310.00	0.00	1,999,310.00	1,999,310.00	0.00	0.00	0.00	1,999,310.00	0.00	0.00	0.00	0.00	0.00	0.00	0.00	0.00	0.00	0.00	0.00	1,999,310.00	0.00	0.00	0.00
Information and Communication Technology Equipment	509042003	22,857,226.00	0.00	22,857,226.00	22,857,226.00	0.00	0.00	0.00	22,857,226.00	0.00	2,856,000.00	0.00	3,377,850.00	6,233,850.00	0.00	0.00	2,856,000.00	0.00	2,856,000.00	0.00	16,423,376.00	3,377,850.00	0.00	0.00
Technical and Scientific Equipment	509042014	0.00	0.00	0.00	0.00	0.00	0.00	0.00	0.00	0.00	0.00	0.00	0.00	0.00	0.00	0.00	0.00	0.00	0.00	0.00	0.00	0.00	0.00	0.00
ICT Software	509042015	48,452,045.08	0.00	48,452,045.08	48,452,045.08	0.00	0.00	0.00	48,452,045.08	0.00	0.00	0.00	30,551,299.48	30,551,299.48	0.00	0.00	0.00	0.00	0.00	0.00	17,900,775.60	30,551,299.48	0.00	0.00
Transportation Equipment Outlay	509043000	0.00	0.00	0.00	0.00	0.00	0.00	0.00	0.00	0.00	0.00	0.00	0.00	0.00	0.00	0.00	0.00	0.00	0.00	0.00	0.00	0.00	0.00	0.00
Motor Vehicles	509043001	0.00	0.00	0.00	0.00	0.00	0.00	0.00	0.00	0.00	0.00	0.00	0.00	0.00	0.00	0.00	0.00	0.00	0.00	0.00	0.00	0.00	0.00	0.00
Furniture, Fixtures and Books Outlay	509043000	80,000.00	0.00	80,000.00	80,000.00	0.00	0.00	0.00	80,000.00	0.00	0.00	0.00	0.00	0.00	0.00	0.00	0.00	0.00	0.00	0.00	80,000.00	0.00	0.00	0.00
Furniture and Fixtures	509043001	80,000.00	0.00	80,000.00	80,000.00	0.00	0.00	0.00	80,000.00	0.00	0.00	0.00	0.00	0.00	0.00	0.00	0.00	0.00	0.00	0.00	80,000.00	0.00	0.00	0.00
Special Purpose Fund		0.92	0.00	0.92	0.92	0.00	0.00	0.00	0.92	0.00	0.00	0.00	0.00	0.00	0.00	0.00	0.00	0.00	0.00	0.00	0.92	0.00	0.00	0.00
Personnel Services		0.92	0.00	0.92	0.92	0.00	0.00	0.00	0.92	0.00	0.00	0.00	0.00	0.00	0.00	0.00	0.00	0.00	0.00	0.00	0.92	0.00	0.00	0.00
Other Personnel Benefits	501040000	0.92	0.00	0.92	0.92	0.00	0.00	0.00	0.92	0.00	0.00	0.00	0.00	0.00	0.00	0.00	0.00	0.00	0.00	0.00	0.92	0.00	0.00	0.00
Terminal Leave Benefits	501042000	0.92	0.00	0.92	0.92	0.00	0.00	0.00	0.92	0.00	0.00	0.00	0.00	0.00	0.00	0.00	0.00	0.00	0.00	0.00	0.92	0.00	0.00	0.00
Terminal Leave Benefits - Civilian	501042001	0.92	0.00	0.92	0.92	0.00	0.00	0.00	0.92	0.00	0.00	0.00	0.00	0.00	0.00	0.00	0.00	0.00	0.00	0.00	0.92	0.00	0.00	0.00
GRAND TOTAL		167,848,464.80	(7,612,267.00)	160,236,197.80	167,848,464.80	(7,612,267.00)	0.00	0.00	160,236,197.80	10,790,830.02	7,142,775.56	0.00	34,578,719.48	52,512,330.06	1,701,410.14	6,628,678.78	6,353,107.80	2,369,836.80	17,054,033.52	0.00	42,723,067.74	35,458,296.54	0.00	0.00

Certified Correct:

 ELISA B. MORALES
 CHIEF, BUDGET DIVISION
 Date: 2022-01-26 11:26:06

Certified Correct:

 AGUSTUS CESAR A. NAVARRO
 CHIEF, ACCOUNTING DIVISION
 Date: 2022-01-26 11:26:06

Recommending Approval:

 ARACELI A. S. SOLUTA
 DIRECTOR, FINANCIAL SERVICES
 Date: 2022-01-26 11:33:13

Approved By:

 ROBERTO B. UY
 UNDERSECRETARY
 Date: 2022-01-26 11:39:37