



Republic of the Philippines
DEPARTMENT OF ENERGY
(Kagawaran ng Enerhiya)



SECRETARY AMENAH F. PANGANDAMAN

Department of Budget and Management
Boncodin Hall, General Solano St., San Miguel, Manila

Attention: **Acting Director Gemma G. Ilagan**
Budget & Management Bureau E

Subject: **Submission of Statement of Appropriations, Allotments, Obligations, Disbursements and Balances (SAAODB)**

Dear Secretary Pangandaman:

In accordance with Joint Circular No. 2019-01 of the Department of Budget and Management and the Commission on Audit dated January 01, 2019, we are respectfully submitting the following reports for the quarter ending June 30, 2024, for Funds 101 and 151:

- a.) Statement of Appropriations, Allotments, Obligations, Disbursements and Balances, FAR No. 1
- b.) Statement of Appropriations, Allotments, Obligations, Disbursements and Balances by Object of Expenditures, FAR No. 1-A
- c.) List of Allotments and Sub-Allotments, FAR No. 1-B
- d.) Quarterly Physical Report of Operation, Bar No. 1

We hope that we have complied with your requirements.

Thank you.

Very truly yours,


SHARON S. GARIN
Undersecretary

Cc: Senate of the Philippines – LBRMO
House of Representatives – Committee on Appropriations
Commission on Audit
AO No. 25 Secretariat

DEPARTMENT OF ENERGY

**STATEMENT OF APPROPRIATIONS, ALLOTMENTS
OBLIGATIONS, DISBURSEMENTS AND BALANCES
(SAAODB)**

As of the Quarter Ending June 30, 2024

STATEMENT OF APPROPRIATIONS, ALLOTMENTS, OBLIGATIONS, DISBURSEMENTS AND BALANCES
As at the Quarter Ending June 30, 2024

Department : Department of Energy (DOE)
 Agency/Entity : Office of the Secretary
 Operating Unit : < not applicable >
 Organization Code (UACS) : 09 001 000000
 Fund Cluster : 01 - Regular Agency Fund
 (e.g. UACS Fund Cluster: 01-Regular Agency Fund, 02-Foreign Assisted Projects Fund, 03-Special Account-Locally Funded/Domestic Grants Fund, and 04-Special Account-Foreign Assisted/Foreign Grants Fund)

X	Current Year Appropriations
	Supplemental Appropriations
	Continuing Appropriations

Particulars	UACS CODE	Appropriations					Allotments		Current Year Obligations							Current Year Disbursements				Balances			
		Authorized Appropriations	Adjustments (Transfer To/From, Modifications/Auomentations)	Adjusted Appropriations	Allotments Received	Adjustments (Reductions, Modifications/Augmentations)	Transfer To	Transfer From	Adjusted Allotments	1st Quarter Ending March 31	2nd Quarter Ending June 30	3rd Quarter Ending September 30	4th Quarter Ending December 31	Total	1st Quarter Ending March 31	2nd Quarter Ending June 30	3rd Quarter Ending September 30	4th Quarter Ending December 31	Total	Unreleased Appropriations	Unobligated Allotments	Unpaid Obligations (18-20)-(23-24)	
																						Due and Demandable	Not Yet Due and Demandable
		3	4	5=(3+4)	6	7	8	9	10=(8+9)	11	12	13	14	15=(11+12+13+14)	16	17	18	19	20=(16+17+18+19)	21	22	23	24
L Agency Specific Budget		1,862,160,000.00	0.00	1,862,160,000.00	1,862,160,000.00	0.00	0.00	0.00	1,862,160,000.00	285,111,285.21	445,279,924.89	0.00	0.00	730,391,209.79	196,833,274.43	329,704,480.87	0.00	0.00	628,537,786.10	0.00	931,768,690.21	87,322,688.09	144,530,988.80
General Administration and Support	10000000000000	504,493,000.00	0.00	504,493,000.00	504,493,000.00	0.00	0.00	0.00	504,493,000.00	65,147,971.35	150,884,824.11	0.00	0.00	216,032,795.46	60,335,062.18	105,473,153.92	0.00	0.00	165,808,216.10	0.00	288,460,204.54	17,064,288.11	33,160,291.25
General Management and Supervision	10000010000100	501,956,000.00	0.00	501,956,000.00	501,956,000.00	0.00	0.00	0.00	501,956,000.00	65,011,379.32	150,592,712.09	0.00	0.00	215,604,091.41	60,335,062.18	105,044,449.87	0.00	0.00	165,379,512.05	0.00	286,351,908.59	17,064,288.11	33,160,291.25
PS		195,372,000.00	0.00	195,372,000.00	195,372,000.00	0.00	0.00	0.00	195,372,000.00	30,096,346.40	47,388,839.58	0.00	0.00	77,465,185.98	29,816,442.03	36,978,180.25	0.00	0.00	66,794,622.28	0.00	117,886,814.02	8,690,563.70	0.00
MOOE		267,522,000.00	0.00	267,522,000.00	267,522,000.00	0.00	0.00	0.00	267,522,000.00	34,915,032.92	103,203,872.51	0.00	0.00	138,118,905.43	30,518,620.15	68,066,269.62	0.00	0.00	96,504,899.77	0.00	129,403,094.57	8,373,724.41	33,160,291.25
CO		39,062,000.00	0.00	39,062,000.00	39,062,000.00	0.00	0.00	0.00	39,062,000.00	0.00	0.00	0.00	0.00	0.00	0.00	0.00	0.00	0.00	0.00	0.00	39,062,000.00	0.00	0.00
Administration of Personnel Benefits	10000010000200	2,537,000.00	0.00	2,537,000.00	2,537,000.00	0.00	0.00	0.00	2,537,000.00	136,592.03	292,112.02	0.00	0.00	428,704.05	0.00	428,704.05	0.00	0.00	428,704.05	0.00	2,108,295.95	0.00	0.00
PS		2,537,000.00	0.00	2,537,000.00	2,537,000.00	0.00	0.00	0.00	2,537,000.00	136,592.03	292,112.02	0.00	0.00	428,704.05	0.00	428,704.05	0.00	0.00	428,704.05	0.00	2,108,295.95	0.00	0.00
Sub-Total, General Administration and Support		504,493,000.00	0.00	504,493,000.00	504,493,000.00	0.00	0.00	0.00	504,493,000.00	65,147,971.35	150,884,824.11	0.00	0.00	216,032,795.46	60,335,062.18	105,473,153.92	0.00	0.00	165,808,216.10	0.00	288,460,204.54	17,064,288.11	33,160,291.25
PS		197,909,000.00	0.00	197,909,000.00	197,909,000.00	0.00	0.00	0.00	197,909,000.00	30,232,938.43	47,880,951.60	0.00	0.00	77,813,890.03	29,816,442.03	39,406,884.30	0.00	0.00	69,223,326.33	0.00	119,995,109.97	8,690,563.70	0.00
MOOE		267,522,000.00	0.00	267,522,000.00	267,522,000.00	0.00	0.00	0.00	267,522,000.00	34,915,032.92	103,203,872.51	0.00	0.00	138,118,905.43	30,518,620.15	68,066,269.62	0.00	0.00	96,504,899.77	0.00	129,403,094.57	8,373,724.41	33,160,291.25
FinEx (if Applicable)		0.00	0.00	0.00	0.00	0.00	0.00	0.00	0.00	0.00	0.00	0.00	0.00	0.00	0.00	0.00	0.00	0.00	0.00	0.00	39,062,000.00	0.00	0.00
CO		39,062,000.00	0.00	39,062,000.00	39,062,000.00	0.00	0.00	0.00	39,062,000.00	0.00	0.00	0.00	0.00	0.00	0.00	0.00	0.00	0.00	0.00	0.00	39,062,000.00	0.00	0.00
Support to Operations	20000000000000	495,510,000.00	0.00	495,510,000.00	495,510,000.00	0.00	0.00	0.00	495,510,000.00	54,502,388.64	147,542,188.08	0.00	0.00	202,044,576.72	48,321,804.37	89,471,517.03	0.00	0.00	115,793,121.40	0.00	293,465,423.28	15,266,440.08	70,985,015.24
Provision of legal advice, legal counselling and legal support to services contract negotiations and hearings; serves as the official legislative liaison to the Congress of the Philippines	20000010000100	35,054,000.00	0.00	35,054,000.00	35,054,000.00	0.00	0.00	0.00	35,054,000.00	8,243,546.20	10,725,830.01	0.00	0.00	18,969,376.21	8,044,155.96	8,047,854.34	0.00	0.00	16,992,010.30	0.00	16,084,621.79	2,349,746.28	527,621.83
PS		28,858,000.00	0.00	28,858,000.00	28,858,000.00	0.00	0.00	0.00	28,858,000.00	7,351,800.00	9,417,100.00	0.00	0.00	16,769,000.00	7,347,800.00	7,171,100.00	0.00	0.00	14,518,900.00	0.00	12,089,000.00	2,250,100.00	0.00
MOOE		4,016,000.00	0.00	4,016,000.00	4,016,000.00	0.00	0.00	0.00	4,016,000.00	891,648.20	1,035,880.01	0.00	0.00	1,927,528.21	696,355.96	876,754.34	0.00	0.00	1,573,110.30	0.00	2,088,471.79	99,646.28	254,771.83
CO		2,180,000.00	0.00	2,180,000.00	2,180,000.00	0.00	0.00	0.00	2,180,000.00	0.00	272,850.00	0.00	0.00	272,850.00	0.00	0.00	0.00	0.00	0.00	0.00	1,907,150.00	0.00	272,850.00
Formulation of policies, plans and programs relative to information and communications technology, geo-informatics and data information management. Ensures effective deployment, utilization and maintenance of ICT	20000010000200	205,919,000.00	0.00	205,919,000.00	205,919,000.00	0.00	0.00	0.00	205,919,000.00	12,606,053.78	36,664,802.59	0.00	0.00	49,270,856.37	8,258,060.28	27,066,081.63	0.00	0.00	35,354,141.91	0.00	156,648,143.63	3,654,464.04	10,282,250.42
PS		27,524,000.00	0.00	27,524,000.00	27,524,000.00	0.00	0.00	0.00	27,524,000.00	6,986,100.00	8,943,900.00	0.00	0.00	15,929,900.00	6,981,700.00	6,811,400.00	0.00	0.00	13,793,100.00	0.00	11,594,400.00	2,136,500.00	0.00
MOOE		117,892,000.00	0.00	117,892,000.00	117,892,000.00	0.00	0.00	0.00	117,892,000.00	5,619,953.78	22,433,302.59	0.00	0.00	28,053,256.37	1,278,300.28	20,284,681.63	0.00	0.00	21,561,041.91	0.00	89,638,743.63	1,517,864.04	4,974,250.42
CO		60,703,000.00	0.00	60,703,000.00	60,703,000.00	0.00	0.00	0.00	60,703,000.00	0.00	5,288,000.00	0.00	0.00	5,288,000.00	0.00	0.00	0.00	0.00	0.00	0.00	55,415,000.00	0.00	5,288,000.00
Provision and conduct of laboratory services in support of exploration and development of indigenous energy resources, as well as, to promote energy efficiency through research and calibration testing	20000010000300	100,006,000.00	0.00	100,006,000.00	100,006,000.00	0.00	0.00	0.00	100,006,000.00	9,615,104.28	63,672,808.83	0.00	0.00	73,287,914.00	8,772,500.53	10,038,472.90	0.00	0.00	18,810,973.43	0.00	26,718,285.91	2,833,222.89	51,643,517.77

my list

STATEMENT OF OPERATIONS, ALLOTMENTS, OBLIGATIONS, DISBURSEMENTS AND BALANCES
As at the Quarter Ending June 30, 2024

Department : Department of Energy (DOE)
Agency/Entity : Office of the Secretary
Operating Unit : < not applicable >
Organization Code (UACS) : 09 001 0000000
Fund Cluster : 01 - Regular Agency Fund
(e.g. UACS Fund Cluster: 01-Regular Agency Fund, 02-Foreign Assisted Projects Fund, 03-Special Account-Locally Funded/Domestic Grants Fund, and 04-Special Account-Foreign Assisted/Foreign Grants Fund)

X	Current Year Appropriations
	Supplemental Appropriations
	Continuing Appropriations

Particulars	UACS CODE	Appropriations		Allotments						Current Year Obligations					Current Year Disbursements					Balances				
		Authorized Appropriations	Adjustments (Transfer To/From, Modifications/Augmentations)	Adjusted Appropriations	Allotments Received	Adjustments (Reductions, Modifications/Augmentations)	Transfer To	Transfer From	Adjusted Allotments	1st Quarter Ending March 31	2nd Quarter Ending June 30	3rd Quarter Ending September 30	4th Quarter Ending December 31	Total	1st Quarter Ending March 31	2nd Quarter Ending June 30	3rd Quarter Ending September 30	4th Quarter Ending December 31	Total	Unreleased Appropriations	Unobligated Allotments	Unpaid Obligations (15-20)-(23-24)		
		3	4	5=3+4	6	7	8	9	10=(9+(-7)+8)	11	12	13	14	15=(11+12+13+14)	16	17	18	19	20=(16+17+18+19)	21	22	23	24	
PS		32,980,000.00	0.00	32,980,000.00	32,980,000.00	0.00	0.00	0.00	32,980,000.00	8,330,400.00	10,751,725.00	0.00	0.00	18,082,125.00	8,324,300.00	8,162,725.00	0.00	0.00	16,487,025.00	0.00	13,897,875.00	2,589,150.00	2,122,877.77	0.00
MOOE		14,456,000.00	0.00	14,456,000.00	14,456,000.00	0.00	0.00	0.00	14,456,000.00	1,284,704.26	3,400,244.83	0.00	0.00	4,684,949.09	446,200.53	1,875,747.80	0.00	0.00	2,323,948.43	0.00	6,771,050.91	238,122.89	1,222,877.77	0.00
CO		52,570,000.00	0.00	52,570,000.00	52,570,000.00	0.00	0.00	0.00	52,570,000.00	0.00	49,520,840.00	0.00	0.00	49,520,840.00	0.00	0.00	0.00	0.00	0.00	0.00	3,049,360.00	0.00	49,520,840.00	0.00
Extension and enhancement of energy resource exploration, development and utilization; and energy industry management and control activities in the areas of Luzon, Visayas and Mindanao	20000010000400	154,531,000.00	0.00	154,531,000.00	154,531,000.00	0.00	0.00	0.00	154,531,000.00	24,037,882.40	36,478,945.85	0.00	0.00	60,516,828.05	21,246,887.80	24,289,108.16	0.00	0.00	45,535,995.96	0.00	94,014,371.95	6,429,008.87	8,551,825.42	0.00
PS		55,949,000.00	0.00	55,949,000.00	55,949,000.00	0.00	0.00	0.00	55,949,000.00	14,216,800.00	18,234,800.00	0.00	0.00	32,451,600.00	14,208,100.00	14,610,730.00	0.00	0.00	28,818,830.00	0.00	23,497,600.00	3,632,562.00	0.00	0.00
MOOE		62,482,000.00	0.00	62,482,000.00	62,482,000.00	0.00	0.00	0.00	62,482,000.00	9,821,082.40	13,404,270.85	0.00	0.00	23,225,353.05	7,038,787.80	9,878,370.16	0.00	0.00	16,717,157.76	0.00	39,266,846.95	2,796,444.87	3,711,750.42	0.00
CO		36,090,000.00	0.00	36,090,000.00	36,090,000.00	0.00	0.00	0.00	36,090,000.00	0.00	4,839,875.00	0.00	0.00	4,839,875.00	0.00	0.00	0.00	0.00	0.00	0.00	31,250,125.00	0.00	4,839,875.00	0.00
Sub-Total, Support to Operations		495,510,000.00	0.00	495,510,000.00	495,510,000.00	0.00	0.00	0.00	495,510,000.00	54,502,388.64	147,542,188.08	0.00	0.00	202,044,576.72	46,321,804.37	69,471,517.03	0.00	0.00	115,793,121.40	0.00	293,465,423.28	15,266,440.08	70,985,015.24	0.00
PS		145,311,000.00	0.00	145,311,000.00	145,311,000.00	0.00	0.00	0.00	145,311,000.00	36,885,000.00	47,347,125.00	0.00	0.00	84,232,125.00	36,861,900.00	36,735,963.00	0.00	0.00	73,617,863.00	0.00	61,078,875.00	10,614,282.00	0.00	0.00
MOOE		198,856,000.00	0.00	198,856,000.00	198,856,000.00	0.00	0.00	0.00	198,856,000.00	17,817,388.64	40,273,898.08	0.00	0.00	57,891,286.72	9,459,704.37	32,715,354.03	0.00	0.00	42,175,258.40	0.00	140,784,913.28	4,852,178.08	11,063,850.24	0.00
FinEx (if Applicable)		0.00	0.00	0.00	0.00	0.00	0.00	0.00	0.00	0.00	0.00	0.00	0.00	0.00	0.00	0.00	0.00	0.00	0.00	0.00	0.00	0.00	0.00	0.00
CO		151,543,000.00	0.00	151,543,000.00	151,543,000.00	0.00	0.00	0.00	151,543,000.00	0.00	59,821,385.00	0.00	0.00	59,821,385.00	0.00	0.00	0.00	0.00	0.00	0.00	91,821,835.00	0.00	59,821,385.00	0.00
Operations	30000000000000	662,157,000.00	0.00	662,157,000.00	662,157,000.00	0.00	0.00	0.00	662,157,000.00	185,461,025.22	146,852,812.36	0.00	0.00	332,313,837.81	92,176,807.88	154,759,809.72	0.00	0.00	246,936,417.60	0.00	348,843,062.39	24,861,857.90	40,385,662.11	0.00
CO: Required energy supply level attained		563,877,000.00	0.00	563,877,000.00	563,877,000.00	0.00	0.00	0.00	563,877,000.00	149,337,880.46	116,952,734.06	0.00	0.00	266,290,614.52	79,197,788.13	130,582,811.36	0.00	0.00	211,790,596.68	0.00	297,366,385.48	21,786,612.23	32,713,402.81	0.00
NATIONAL AND REGIONAL ENERGY PLANNING PROGRAM		119,948,000.00	0.00	119,948,000.00	119,948,000.00	0.00	0.00	0.00	119,948,000.00	14,241,879.84	17,114,344.15	0.00	0.00	31,356,223.99	12,057,568.81	17,263,119.87	0.00	0.00	29,320,688.48	0.00	88,591,876.01	644,009.37	1,391,328.14	0.00
Formulation, updating and monitoring of short, medium and long term national and regional energy policies, plans and programs	31010010000100	119,948,000.00	0.00	119,948,000.00	119,948,000.00	0.00	0.00	0.00	119,948,000.00	14,241,879.84	17,114,344.15	0.00	0.00	31,356,223.99	12,057,568.81	17,263,119.87	0.00	0.00	29,320,688.48	0.00	88,591,876.01	644,009.37	1,391,328.14	0.00
PS		35,600,000.00	0.00	35,600,000.00	35,600,000.00	0.00	0.00	0.00	35,600,000.00	9,075,000.00	11,873,800.00	0.00	0.00	20,748,800.00	9,069,800.00	11,841,400.00	0.00	0.00	20,711,000.00	0.00	14,851,200.00	37,800.00	0.00	0.00
MOOE		47,743,000.00	0.00	47,743,000.00	47,743,000.00	0.00	0.00	0.00	47,743,000.00	5,186,879.84	5,440,544.15	0.00	0.00	10,807,223.99	2,987,968.81	5,621,719.87	0.00	0.00	8,609,688.48	0.00	37,135,776.01	606,209.37	1,391,328.14	0.00
CO		36,605,000.00	0.00	36,605,000.00	36,605,000.00	0.00	0.00	0.00	36,605,000.00	0.00	0.00	0.00	0.00	0.00	0.00	0.00	0.00	0.00	0.00	0.00	36,605,000.00	0.00	0.00	0.00
CONVENTIONAL ENERGY DEVELOPMENT PROGRAM		80,820,000.00	0.00	80,820,000.00	80,820,000.00	0.00	0.00	0.00	80,820,000.00	9,588,342.35	17,836,547.92	0.00	0.00	27,224,890.27	9,183,257.18	14,641,182.58	0.00	0.00	23,824,439.76	0.00	83,595,108.73	877,882.81	2,522,787.70	0.00
Promotion of exploration, development and production of conventional energy resources	31020010000100	47,571,000.00	0.00	47,571,000.00	47,571,000.00	0.00	0.00	0.00	47,571,000.00	4,488,406.46	6,525,860.68	0.00	0.00	11,014,267.14	4,458,006.46	5,863,853.88	0.00	0.00	10,321,860.14	0.00	36,556,932.85	118,407.00	574,000.00	0.00
PS		16,980,000.00	0.00	16,980,000.00	16,980,000.00	0.00	0.00	0.00	16,980,000.00	4,294,100.00	5,547,000.00	0.00	0.00	9,841,100.00	4,291,700.00	5,532,800.00	0.00	0.00	9,824,300.00	0.00	7,138,900.00	16,800.00	0.00	0.00
MOOE		3,306,000.00	0.00	3,306,000.00	3,306,000.00	0.00	0.00	0.00	3,306,000.00	194,306.46	978,860.68	0.00	0.00	1,172,867.14	166,306.46	331,053.88	0.00	0.00	497,360.14	0.00	2,133,032.86	101,807.00	574,000.00	0.00
CO		27,285,000.00	0.00	27,285,000.00	27,285,000.00	0.00	0.00	0.00	27,285,000.00	0.00	0.00	0.00	0.00	0.00	0.00	0.00	0.00	0.00	0.00	0.00	27,285,000.00	0.00	0.00	0.00
Supervision and regulation of exploration, development and production of conventional energy resources and technologies	31020010000200	33,249,000.00	0.00	33,249,000.00	33,249,000.00	0.00	0.00	0.00	33,249,000.00	5,099,935.89	11,110,887.24	0.00	0.00	16,210,823.13	4,725,250.72	8,777,528.96	0.00	0.00	13,992,779.62	0.00	17,938,176.87	759,255.81	1,948,787.70	0.00
PS		15,932,000.00	0.00	15,932,000.00	15,932,000.00	0.00	0.00	0.00	15,932,000.00	4,034,300.00	5,184,000.00	0.00	0.00	9,218,300.00	4,031,800.00	5,169,800.00	0.00	0.00	9,200,800.00	0.00	6,713,700.00	17,500.00	0.00	0.00
MOOE		13,317,000.00	0.00	13,317,000.00	13,317,000.00	0.00	0.00	0.00	13,317,000.00	1,065,635.89	5,926,887.24	0.00	0.00	6,992,523.13	693,450.72	3,608,528.96	0.00	0.00	4,301,979.62	0.00	6,324,476.87	741,755.81	1,948,787.70	0.00
CO		4,000,000.00	0.00	4,000,000.00	4,000,000.00	0.00	0.00	0.00	4,000,000.00	0.00	0.00	0.00	0.00	0.00	0.00	0.00	0.00	0.00	0.00	0.00	4,000,000.00	0.00	0.00	0.00
RENEWABLE ENERGY DEVELOPMENT PROGRAM		143,647,000.00	0.00	143,647,000.00	143,647,000.00	0.00	0.00	0.00	143,647,000.00	27,230,132.40	38,598,950.66	0.00	0.00	65,829,083.06	26,731,105.66	34,782,068.67	0.00	0.00	61,513,174.33	0.00	77,817,916.94	1,408,539.86	2,006,369.05	0.00
Promotion of renewable energy (RE) resources	31000010000100	33,096,000.00	0.00	33,096,000.00	33,096,000.00	0.00	0.00	0.00	33,096,000.00	4,751,329.80	6,714,853.44	0.00	0.00	11,466,183.24	4,676,832.80	6,325,424.96	0.00	0.00	11,002,257.76	0.00	21,829,816.76	199,569.48	264,356.00	0.00

my det

STATEMENT OF APPROPRIATIONS, ALLOTMENTS, OBLIGATIONS, DISBURSEMENTS AND BALANCES
As at the Quarter Ending June 30, 2024

Department : Department of Energy (DOE)
 Agency/Entity : Office of the Secretary
 Operating Unit : < not applicable >
 Organization Code (UACS) : 09 001 0000000
 Fund Cluster : 01 - Regular Agency Fund
 (e.g. UACS Fund Cluster: 01-Regular Agency Fund, 02-Foreign Assisted Projects Fund, 03-Special Account-Locally Funded/Domestic Grants Fund, and 04-Special Account-Foreign Assisted/Foreign Grants Fund)

X	Current Year Appropriations
	Supplemental Appropriations
	Continuing Appropriations

Particulars	UACS CODE	Appropriations			Allotments						Current Year Obligations					Current Year Disbursements					Balances			
		Authorized Appropriations	Adjustments (Transfer To/From, Modifications/Augmentations)	Adjusted Appropriations	Allotments Received	Adjustments (Reductions, Modifications/Augmentations)	Transfer To	Transfer From	Adjusted Allotments	1st Quarter Ending March 31	2nd Quarter Ending June 30	3rd Quarter Ending September 30	4th Quarter Ending December 31	Total	1st Quarter Ending March 31	2nd Quarter Ending June 30	3rd Quarter Ending September 30	4th Quarter Ending December 31	Total	Unreleased Appropriations	Unobligated Allotments	Unpaid Obligations (15-20)-(23+24)		
																						Due and Demandable	Not Yet Due and Demandable	
1	2	3	4	5	6	7	8	9	10	11	12	13	14	15	16	17	18	19	20	21	22	23	24	
		17,372,000.00	0.00	17,372,000.00	17,372,000.00	0.00	0.00	0.00	17,372,000.00	4,380,800.00	5,872,100.00	0.00	0.00	10,952,900.00	4,377,700.00	5,853,500.00	0.00	0.00	10,931,200.00	0.00	7,319,100.00	21,700.00	0.00	284,356.00
PS		6,408,000.00	0.00	6,408,000.00	6,408,000.00	0.00	0.00	0.00	6,408,000.00	370,528.80	1,042,753.44	0.00	0.00	1,413,283.24	299,132.80	671,924.96	0.00	0.00	971,057.76	0.00	4,995,716.78	177,869.48	0.00	0.00
MOOE		9,315,000.00	0.00	9,315,000.00	9,315,000.00	0.00	0.00	0.00	9,315,000.00	0.00	0.00	0.00	0.00	0.00	0.00	0.00	0.00	0.00	0.00	0.00	9,315,000.00	0.00	0.00	0.00
CO		110,551,000.00	0.00	110,551,000.00	110,551,000.00	0.00	0.00	0.00	110,551,000.00	22,478,802.80	31,884,087.22	0.00	0.00	54,362,889.82	22,054,272.86	28,456,643.71	0.00	0.00	50,510,916.57	0.00	56,186,100.18	1,209,970.20	2,842,013.05	0.00
Supervision and regulation of exploration, development and utilization of RE resources and technologies	31030010000200	110,551,000.00	0.00	110,551,000.00	110,551,000.00	0.00	0.00	0.00	110,551,000.00	22,478,802.80	31,884,087.22	0.00	0.00	54,362,889.82	22,054,272.86	28,456,643.71	0.00	0.00	50,510,916.57	0.00	56,186,100.18	1,209,970.20	2,842,013.05	0.00
PS		65,575,000.00	0.00	65,575,000.00	65,575,000.00	0.00	0.00	0.00	65,575,000.00	16,622,900.00	21,425,700.00	0.00	0.00	38,048,600.00	16,812,300.00	21,402,000.00	0.00	0.00	38,014,300.00	0.00	27,526,400.00	34,300.00	0.00	0.00
MOOE		44,976,000.00	0.00	44,976,000.00	44,976,000.00	0.00	0.00	0.00	44,976,000.00	5,855,902.80	10,458,387.22	0.00	0.00	16,214,299.82	5,441,872.86	7,054,643.71	0.00	0.00	12,486,616.57	0.00	28,661,700.18	1,175,670.20	2,842,013.05	0.00
CO		127,344,000.00	0.00	127,344,000.00	127,344,000.00	0.00	0.00	0.00	127,344,000.00	64,804,441.82	22,881,002.40	0.00	0.00	87,585,444.22	15,726,553.23	45,860,511.34	0.00	0.00	61,367,064.57	0.00	39,756,595.78	889,712.86	25,308,666.79	0.00
DOWNSTREAM ENERGY DEVELOPMENT PROGRAM		127,344,000.00	0.00	127,344,000.00	127,344,000.00	0.00	0.00	0.00	127,344,000.00	64,804,441.82	22,881,002.40	0.00	0.00	87,585,444.22	15,726,553.23	45,860,511.34	0.00	0.00	61,367,064.57	0.00	39,756,595.78	889,712.86	25,308,666.79	0.00
Promotion of plans and programs to ensure sustainable supply for the downstream of oil and natural gas industries	31040010000100	16,963,000.00	0.00	16,963,000.00	16,963,000.00	0.00	0.00	0.00	16,963,000.00	2,824,100.00	3,354,800.00	0.00	0.00	5,978,700.00	2,822,700.00	3,354,800.00	0.00	0.00	5,977,300.00	0.00	4,406,300.00	1,400.00	0.00	0.00
PS		10,385,000.00	0.00	10,385,000.00	10,385,000.00	0.00	0.00	0.00	10,385,000.00	2,824,100.00	3,354,800.00	0.00	0.00	5,978,700.00	2,822,700.00	3,354,800.00	0.00	0.00	5,977,300.00	0.00	4,406,300.00	1,400.00	0.00	0.00
MOOE		1,568,000.00	0.00	1,568,000.00	1,568,000.00	0.00	0.00	0.00	1,568,000.00	0.00	0.00	0.00	0.00	0.00	0.00	0.00	0.00	0.00	0.00	0.00	1,568,000.00	0.00	0.00	0.00
CO		5,010,000.00	0.00	5,010,000.00	5,010,000.00	0.00	0.00	0.00	5,010,000.00	0.00	0.00	0.00	0.00	0.00	0.00	0.00	0.00	0.00	0.00	0.00	5,010,000.00	0.00	0.00	0.00
Supervision and regulation of the downstream of oil and natural gas industries	31040010000200	110,381,000.00	0.00	110,381,000.00	110,381,000.00	0.00	0.00	0.00	110,381,000.00	61,980,341.82	19,626,402.40	0.00	0.00	81,806,744.22	13,103,853.23	42,305,911.34	0.00	0.00	55,409,764.57	0.00	28,774,255.78	889,312.86	25,308,666.79	0.00
PS		48,577,000.00	0.00	48,577,000.00	48,577,000.00	0.00	0.00	0.00	48,577,000.00	12,253,100.00	15,776,900.00	0.00	0.00	28,030,000.00	12,245,500.00	15,776,900.00	0.00	0.00	28,022,400.00	0.00	20,547,000.00	7,800.00	0.00	0.00
MOOE		61,804,000.00	0.00	61,804,000.00	61,804,000.00	0.00	0.00	0.00	61,804,000.00	49,727,241.82	3,849,302.40	0.00	0.00	53,576,744.22	858,353.23	26,529,011.34	0.00	0.00	27,387,364.57	0.00	8,227,255.78	889,712.86	25,308,666.79	0.00
CO		91,918,000.00	0.00	91,918,000.00	91,918,000.00	0.00	0.00	0.00	91,918,000.00	33,673,284.05	20,621,888.93	0.00	0.00	54,295,172.98	15,499,305.25	20,245,929.29	0.00	0.00	35,745,234.54	0.00	37,822,827.02	17,865,887.51	584,250.93	0.00
ELECTRIC POWER INDUSTRY DEVELOPMENT PROGRAM		91,918,000.00	0.00	91,918,000.00	91,918,000.00	0.00	0.00	0.00	91,918,000.00	33,673,284.05	20,621,888.93	0.00	0.00	54,295,172.98	15,499,305.25	20,245,929.29	0.00	0.00	35,745,234.54	0.00	37,822,827.02	17,865,887.51	584,250.93	0.00
Management of the restructured electric power industry	31050010000100	91,918,000.00	0.00	91,918,000.00	91,918,000.00	0.00	0.00	0.00	91,918,000.00	33,673,284.05	20,621,888.93	0.00	0.00	54,295,172.98	15,499,305.25	20,245,929.29	0.00	0.00	35,745,234.54	0.00	37,822,827.02	17,865,887.51	584,250.93	0.00
PS		48,570,000.00	0.00	48,570,000.00	48,570,000.00	0.00	0.00	0.00	48,570,000.00	12,331,800.00	15,957,764.08	0.00	0.00	28,289,564.08	12,323,900.00	15,959,815.16	0.00	0.00	28,274,815.16	0.00	20,280,435.91	14,748.83	0.00	0.00
MOOE		33,908,000.00	0.00	33,908,000.00	33,908,000.00	0.00	0.00	0.00	33,908,000.00	21,341,484.05	4,664,124.84	0.00	0.00	26,005,608.89	3,175,405.25	4,295,014.13	0.00	0.00	7,470,419.38	0.00	7,802,391.11	17,850,938.58	584,250.93	0.00
CO		9,440,000.00	0.00	9,440,000.00	9,440,000.00	0.00	0.00	0.00	9,440,000.00	0.00	0.00	0.00	0.00	0.00	0.00	0.00	0.00	0.00	0.00	0.00	9,440,000.00	0.00	0.00	0.00
OO: Sustainable consumption of energy promoted and achieved		96,480,000.00	0.00	96,480,000.00	96,480,000.00	0.00	0.00	0.00	96,480,000.00	16,123,144.78	29,900,178.33	0.00	0.00	46,023,323.09	12,978,819.75	22,166,998.17	0.00	0.00	35,145,817.92	0.00	52,456,676.91	3,205,245.67	7,872,259.50	0.00
ENERGY EFFICIENCY AND CONSERVATION PROGRAM		78,854,000.00	0.00	78,854,000.00	78,854,000.00	0.00	0.00	0.00	78,854,000.00	13,528,288.84	24,551,815.28	0.00	0.00	36,080,103.92	10,452,353.98	18,223,441.77	0.00	0.00	28,675,995.75	0.00	40,773,896.08	2,615,830.17	6,786,278.00	0.00
Supervision, development and implementation of energy efficiency and conservation programs (EECP) and projects	32010010000100	45,846,000.00	0.00	45,846,000.00	45,846,000.00	0.00	0.00	0.00	45,846,000.00	9,365,817.07	14,955,865.80	0.00	0.00	24,341,882.85	7,586,859.21	12,661,914.13	0.00	0.00	20,248,773.34	0.00	21,804,317.05	537,419.61	3,555,490.00	0.00
PS		26,027,000.00	0.00	26,027,000.00	26,027,000.00	0.00	0.00	0.00	26,027,000.00	6,831,500.00	8,593,000.00	0.00	0.00	15,224,500.00	6,827,200.00	8,593,000.00	0.00	0.00	15,220,200.00	0.00	10,802,500.00	4,300.00	0.00	0.00
MOOE		16,053,000.00	0.00	16,053,000.00	16,053,000.00	0.00	0.00	0.00	16,053,000.00	2,754,317.07	6,362,865.80	0.00	0.00	9,117,182.85	959,859.21	4,068,914.13	0.00	0.00	5,028,573.34	0.00	6,936,817.05	533,119.61	3,555,490.00	0.00
CO		3,866,000.00	0.00	3,866,000.00	3,866,000.00	0.00	0.00	0.00	3,866,000.00	0.00	0.00	0.00	0.00	0.00	0.00	0.00	0.00	0.00	0.00	0.00	3,866,000.00	0.00	0.00	0.00
Promotion of EECP activities and projects	32010010000200	15,389,000.00	0.00	15,389,000.00	15,389,000.00	0.00	0.00	0.00	15,389,000.00	2,422,853.65	4,676,067.25	0.00	0.00	7,088,720.80	1,861,173.85	3,291,893.65	0.00	0.00	4,953,067.30	0.00	8,300,278.10	1,301,653.60	844,000.00	0.00
PS		4,726,000.00	0.00	4,726,000.00	4,726,000.00	0.00	0.00	0.00	4,726,000.00	1,194,200.00	1,552,800.00	0.00	0.00	2,747,000.00	1,183,500.00	1,552,800.00	0.00	0.00	2,746,300.00	0.00	1,979,000.00	700.00	0.00	0.00
MOOE		10,673,000.00	0.00	10,673,000.00	10,673,000.00	0.00	0.00	0.00	10,673,000.00	1,228,453.65	3,123,267.25	0.00	0.00	4,351,720.80	467,873.85	1,739,093.65	0.00	0.00	2,206,767.30	0.00	6,321,278.10	1,300,953.60	844,000.00	0.00
CO		17,509,000.00	0.00	17,509,000.00	17,509,000.00	0.00	0.00	0.00	17,509,000.00	1,719,817.92	4,918,882.15	0.00	0.00	6,638,700.07	1,204,521.12	2,269,633.86	0.00	0.00	3,474,155.11	0.00	10,869,299.93	776,756.96	2,369,788.00	0.00
Conduct of energy audit services																								

STATEMENT OF APPROPRIATIONS, ALLOTMENTS, OBLIGATIONS, DISBURSEMENTS AND BALANCES

As at the Quarter Ending June 30, 2024

Department : Department of Energy (DOE)
 Agency/Entity : Office of the Secretary
 Operating Unit : < not applicable >
 Organization Code (UACS) : 09 001 0000000
 Fund Cluster : 01 - Regular Agency Fund

X	Current Year Appropriations
	Supplemental Appropriations
	Continuing Appropriations

(e.g. UACS Fund Cluster: 01-Regular Agency Fund, 02-Foreign Assisted Projects Fund, 03-Special Account-Locally Funded/Domestic Grants Fund, and 04-Special Account-Foreign Assisted/Foreign Grants Fund)

Particulars	UACS CODE	Appropriations				Allotments					Current Year Obligations					Current Year Disbursements					Balances			
		Authorized Appropriations	Adjustments (Transfer To/From, Modifications/ Augmentations)	Adjusted Appropriations	Allotments Received	Adjustments (Reductions, Modifications/ Augmentations)	Transfer To	Transfer From	Adjusted Allotments	1st Quarter Ending March 31	2nd Quarter Ending June 30	3rd Quarter Ending September 30	4th Quarter Ending December 31	Total	1st Quarter Ending March 31	2nd Quarter Ending June 30	3rd Quarter Ending September 30	4th Quarter Ending December 31	Total	Unreleased Appropriations	Unobligated Allotments	Unpaid Obligations (15-20)-(23+24)		
										10(9+14)+17-19	11	12	13		14	15(11+12+13+14)	16	17				18	19	20(16+17+18+19)
		3	4	5(3+4)	6	7	8	9	10(9+14)+17-19	11	12	13	14	15(11+12+13+14)	16	17	18	19	20(16+17+18+19)	21	22	23	24	
MOOE		15,428,000.00	0.00	15,428,000.00	15,428,000.00	0.00	0.00	0.00	15,428,000.00	1,197,217.92	4,236,662.15	0.00	0.00	5,433,879.07	682,421.12	1,506,433.99	0.00	0.00	2,288,855.11	0.00	9,894,099.93	776,256.96	2,368,786.00	
ALTERNATIVE FUELS AND TECHNOLOGIES PROGRAM		19,626,000.00	0.00	19,626,000.00	19,626,000.00	0.00	0.00	0.00	19,626,000.00	2,594,856.12	5,348,363.05	0.00	0.00	7,943,219.17	2,526,265.77	3,943,556.40	0.00	0.00	6,469,822.17	0.00	11,682,780.83	588,415.50	883,961.50	
Promotion of research, development, demonstration and utilization of alternative fuels and technologies	320200100001000	19,626,000.00	0.00	19,626,000.00	19,626,000.00	0.00	0.00	0.00	19,626,000.00	2,594,856.12	5,348,363.05	0.00	0.00	7,943,219.17	2,526,265.77	3,943,556.40	0.00	0.00	6,469,822.17	0.00	11,682,780.83	588,415.50	883,961.50	
PS		8,179,000.00	0.00	8,179,000.00	8,179,000.00	0.00	0.00	0.00	8,179,000.00	2,074,700.00	2,685,200.00	0.00	0.00	4,759,900.00	2,073,800.00	2,685,200.00	0.00	0.00	4,759,000.00	0.00	3,419,100.00	1,100.00	0.00	
MOOE		11,047,000.00	0.00	11,047,000.00	11,047,000.00	0.00	0.00	0.00	11,047,000.00	520,156.12	2,663,163.05	0.00	0.00	3,183,319.17	452,665.77	1,256,356.40	0.00	0.00	1,711,021.17	0.00	7,863,680.83	588,315.50	883,961.50	
CO		400,000.00	0.00	400,000.00	400,000.00	0.00	0.00	0.00	400,000.00	0.00	0.00	0.00	0.00	0.00	0.00	0.00	0.00	0.00	0.00	0.00	400,000.00	0.00	0.00	
Sub-Total, Operations		662,157,000.00	0.00	662,157,000.00	662,157,000.00	0.00	0.00	0.00	662,157,000.00	165,461,025.22	146,852,912.39	0.00	0.00	312,313,937.61	92,178,807.88	154,759,809.72	0.00	0.00	246,938,617.60	0.00	349,843,062.39	24,991,857.90	40,385,862.11	
PS		300,004,000.00	0.00	300,004,000.00	300,004,000.00	0.00	0.00	0.00	300,004,000.00	78,039,100.00	98,106,064.00	0.00	0.00	176,145,164.00	75,891,800.00	97,995,115.16	0.00	0.00	173,836,279.16	0.00	125,858,835.91	156,448.93	0.00	
MOOE		266,232,000.00	0.00	266,232,000.00	266,232,000.00	0.00	0.00	0.00	266,232,000.00	88,421,825.22	48,746,848.39	0.00	0.00	138,168,673.52	16,185,007.88	56,764,694.56	0.00	0.00	72,849,702.44	0.00	128,063,226.48	24,833,406.97	40,385,862.11	
FinEx (if Applicable)		0.00	0.00	0.00	0.00	0.00	0.00	0.00	0.00	0.00	0.00	0.00	0.00	0.00	0.00	0.00	0.00	0.00	0.00	0.00	0.00	0.00	0.00	
CO		95,921,000.00	0.00	95,921,000.00	95,921,000.00	0.00	0.00	0.00	95,921,000.00	0.00	0.00	0.00	0.00	0.00	0.00	0.00	0.00	0.00	0.00	0.00	95,921,000.00	0.00	0.00	
Sub-Total, I. Agency Specific Budget		1,862,180,000.00	0.00	1,862,180,000.00	1,862,180,000.00	0.00	0.00	0.00	1,862,180,000.00	298,111,385.21	445,279,824.89	0.00	0.00	736,391,209.79	199,833,274.43	328,704,489.87	0.00	0.00	629,537,756.10	0.00	931,768,690.21	67,322,886.89	144,830,968.80	
PS		643,224,000.00	0.00	643,224,000.00	643,224,000.00	0.00	0.00	0.00	643,224,000.00	143,157,036.43	193,134,140.89	0.00	0.00	336,291,179.12	142,869,942.03	174,157,962.42	0.00	0.00	316,827,904.49	0.00	306,832,820.88	18,463,274.63	0.00	
MOOE		732,410,000.00	0.00	732,410,000.00	732,410,000.00	0.00	0.00	0.00	732,410,000.00	141,954,346.78	192,224,418.89	0.00	0.00	334,178,765.67	56,163,332.40	155,546,518.21	0.00	0.00	211,709,850.61	0.00	308,231,234.33	37,859,311.46	84,609,803.80	
FinEx (if Applicable)		0.00	0.00	0.00	0.00	0.00	0.00	0.00	0.00	0.00	0.00	0.00	0.00	0.00	0.00	0.00	0.00	0.00	0.00	0.00	0.00	0.00	0.00	
CO		286,526,000.00	0.00	286,526,000.00	286,526,000.00	0.00	0.00	0.00	286,526,000.00	0.00	59,921,365.00	0.00	0.00	59,921,365.00	0.00	0.00	0.00	0.00	0.00	0.00	226,604,635.00	0.00	59,921,365.00	
I. Automatic Appropriations		57,823,000.00	0.00	57,823,000.00	57,823,000.00	0.00	0.00	0.00	57,823,000.00	16,828,796.43	16,878,491.88	0.00	0.00	31,407,287.11	10,331,209.52	15,868,887.96	0.00	0.00	26,200,997.48	0.00	26,215,712.89	5,207,189.63	0.00	
Specific Budgets of National Government Agencies		57,823,000.00	0.00	57,823,000.00	57,823,000.00	0.00	0.00	0.00	57,823,000.00	15,528,795.43	15,878,491.88	0.00	0.00	31,407,287.11	10,331,209.52	15,868,887.96	0.00	0.00	26,200,997.48	0.00	26,215,712.89	5,207,189.63	0.00	
Retirement and Life Insurance Premiums		57,823,000.00	0.00	57,823,000.00	57,823,000.00	0.00	0.00	0.00	57,823,000.00	15,528,795.43	15,878,491.88	0.00	0.00	31,407,287.11	10,331,209.52	15,868,887.96	0.00	0.00	26,200,997.48	0.00	26,215,712.89	5,207,189.63	0.00	
PS		57,823,000.00	0.00	57,823,000.00	57,823,000.00	0.00	0.00	0.00	57,823,000.00	15,528,795.43	15,878,491.88	0.00	0.00	31,407,287.11	10,331,209.52	15,868,887.96	0.00	0.00	26,200,997.48	0.00	26,215,712.89	5,207,189.63	0.00	
Sub-total I. Automatic Appropriations		57,823,000.00	0.00	57,823,000.00	57,823,000.00	0.00	0.00	0.00	57,823,000.00	15,528,795.43	15,878,491.88	0.00	0.00	31,407,287.11	10,331,209.52	15,868,887.96	0.00	0.00	26,200,997.48	0.00	26,215,712.89	5,207,189.63	0.00	
PS		57,823,000.00	0.00	57,823,000.00	57,823,000.00	0.00	0.00	0.00	57,823,000.00	15,528,795.43	15,878,491.88	0.00	0.00	31,407,287.11	10,331,209.52	15,868,887.96	0.00	0.00	26,200,997.48	0.00	26,215,712.89	5,207,189.63	0.00	
MOOE		0.00	0.00	0.00	0.00	0.00	0.00	0.00	0.00	0.00	0.00	0.00	0.00	0.00	0.00	0.00	0.00	0.00	0.00	0.00	0.00	0.00	0.00	
FinEx		0.00	0.00	0.00	0.00	0.00	0.00	0.00	0.00	0.00	0.00	0.00	0.00	0.00	0.00	0.00	0.00	0.00	0.00	0.00	0.00	0.00	0.00	
CO		0.00	0.00	0.00	0.00	0.00	0.00	0.00	0.00	0.00	0.00	0.00	0.00	0.00	0.00	0.00	0.00	0.00	0.00	0.00	0.00	0.00	0.00	
II. Special Purpose Fund		8,388,832.89	0.00	8,388,832.89	8,388,832.89	0.00	0.00	0.00	8,388,832.89	1,864,228.38	3,489,271.39	0.00	0.00	5,123,499.77	797,128.84	4,412,791.89	0.00	0.00	6,119,928.23	0.00	262,934.63	3,677.74	0.00	
Miscellaneous Personnel Benefits Fund		8,388,832.89	0.00	8,388,832.89	8,388,832.89	0.00	0.00	0.00	8,388,832.89	1,864,228.38	3,489,271.39	0.00	0.00	5,123,499.77	797,128.84	4,412,791.89	0.00	0.00	6,119,928.23	0.00	262,934.63	3,677.74	0.00	
PS		894,283.00	0.00	894,283.00	894,283.00	0.00	0.00	0.00	894,283.00	68,303.41	363,947.41	0.00	0.00	432,250.82	65,125.67	363,547.41	0.00	0.00	428,673.08	0.00	262,032.18	3,577.74	0.00	
MOOE		894,283.00	0.00	894,283.00	894,283.00	0.00	0.00	0.00	894,283.00	68,303.41	363,947.41	0.00	0.00	432,250.82	65,125.67	363,547.41	0.00	0.00	428,673.08	0.00	262,032.18	3,577.74	0.00	
PS		4,891,249.00	0.00	4,891,249.00	4,891,249.00	0.00	0.00	0.00	4,891,249.00	1,595,922.57	3,085,324.56	0.00	0.00	4,891,247.15	642,002.97	4,049,244.18	0.00	0.00	4,891,247.15	0.00	1.85	0.00	0.00	
MOOE		4,891,249.00	0.00	4,891,249.00	4,891,249.00	0.00	0.00	0.00	4,891,249.00	1,595,922.57	3,085,324.56	0.00	0.00	4,891,247.15	642,002.97	4,049,244.18	0.00	0.00	4,891,247.15	0.00	1.85	0.00	0.00	
PS		4,891,249.00	0.00	4,891,249.00	4,891,249.00	0.00	0.00	0.00	4,891,249.00	1,595,922.57	3,085,324.56	0.00	0.00	4,891,247.15	642,002.97	4,049,244.18	0.00	0.00	4,891,247.15	0.00	1.85	0.00	0.00	

STATEMENT OF APPROPRIATIONS, ALLOTMENTS, OBLIGATIONS, DISBURSEMENTS AND BALANCES
As at the Quarter Ending June 30, 2024

Department : Department of Energy (DOE)
Agency/Entity : Office of the Secretary
Operating Unit : < not applicable >
Organization Code (UACS) : 09 001 0000000
Fund Cluster : 01 - Regular Agency Fund
(e.g. UACS Fund Cluster: 01-Regular Agency Fund, 02-Foreign Assisted Projects Fund, 03-Special Account-Locally Funded/Domestic Grants Fund, and 04-Special Account-Foreign Assisted/Foreign Grants Fund)

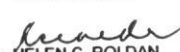
X	Current Year Appropriations
	Supplemental Appropriations
	Continuing Appropriations

Particulars	UACS CODE	Appropriations			Allotments						Current Year Obligations					Current Year Disbursements					Balances			
		Authorized Appropriations	Adjustments (Transfer To/From, Modifications/Augmentations)	Adjusted Appropriations	Allotments Received	Adjustments (Reductions, Modifications/Augmentations)	Transfer To	Transfer From	Adjusted Allotments	1st Quarter Ending March 31	2nd Quarter Ending June 30	3rd Quarter Ending September 30	4th Quarter Ending December 31	Total	1st Quarter Ending March 31	2nd Quarter Ending June 30	3rd Quarter Ending September 30	4th Quarter Ending December 31	Total	Unreleased Appropriations	Unobligated Allotments	Unpaid Obligations (18-20)-(23-24)		
																						10=(8+9)-(7)+6	11	12
Sub-Total III. Special Purpose Fund		0.00	5,385,832.00	5,385,832.00	0.00	5,385,832.00	0.00	0.00	5,385,832.00	1,664,225.98	3,459,271.99	0.00	0.00	5,123,497.97	707,128.64	4,412,791.59	0.00	0.00	5,119,920.23	0.00	262,634.03	3,877.74	0.00	
PS		0.00	5,385,832.00	5,385,832.00	0.00	5,385,832.00	0.00	0.00	5,385,832.00	1,664,225.98	3,459,271.99	0.00	0.00	5,123,497.97	707,128.64	4,412,791.59	0.00	0.00	5,119,920.23	0.00	262,634.03	3,877.74	0.00	
MOOE		0.00	0.00	0.00	0.00	0.00	0.00	0.00	0.00	0.00	0.00	0.00	0.00	0.00	0.00	0.00	0.00	0.00	0.00	0.00	0.00	0.00	0.00	
FinEx		0.00	0.00	0.00	0.00	0.00	0.00	0.00	0.00	0.00	0.00	0.00	0.00	0.00	0.00	0.00	0.00	0.00	0.00	0.00	0.00	0.00	0.00	
CO		0.00	0.00	0.00	0.00	0.00	0.00	0.00	0.00	0.00	0.00	0.00	0.00	0.00	0.00	0.00	0.00	0.00	0.00	0.00	0.00	0.00	0.00	
IV. Reversion of the Unobligated Allotments charged against R.A. Nos. 11465 and 11484		0.00	0.00	0.00	0.00	0.00	0.00	0.00	0.00	0.00	0.00	0.00	0.00	0.00	0.00	0.00	0.00	0.00	0.00	0.00	0.00	0.00	0.00	
GRAND TOTAL		1,719,783,000.00	5,385,832.00	1,725,168,832.00	1,719,783,000.00	5,385,832.00	0.00	0.00	1,725,168,832.00	302,304,496.82	484,617,688.28	0.00	0.00	786,922,185.10	209,871,812.69	348,896,149.22	0.00	0.00	669,867,772.81	0.00	968,246,437.13	82,833,383.46	144,839,968.60	
PS		700,847,000.00	5,385,832.00	706,232,832.00	700,847,000.00	5,385,832.00	0.00	0.00	706,232,832.00	160,350,059.84	212,471,804.36	0.00	0.00	372,821,864.20	153,708,280.19	194,439,642.01	0.00	0.00	348,147,922.20	0.00	333,410,967.80	24,874,042.00	0.00	
MOOE		732,410,000.00	0.00	732,410,000.00	732,410,000.00	0.00	0.00	0.00	732,410,000.00	141,854,346.78	192,224,418.89	0.00	0.00	334,178,765.67	56,163,332.40	155,546,518.21	0.00	0.00	211,709,850.61	0.00	398,231,234.33	37,869,311.46	84,809,603.80	
CO		286,526,000.00	0.00	286,526,000.00	286,526,000.00	0.00	0.00	0.00	286,526,000.00	0.00	59,921,365.00	0.00	0.00	59,921,365.00	0.00	0.00	0.00	0.00	0.00	0.00	226,804,635.00	0.00	59,921,365.00	
Recapitulation by OO:																								
I. Agency Specific Budget		862,157,000.00	0.00	862,157,000.00	862,157,000.00	0.00	0.00	0.00	862,157,000.00	165,461,025.22	146,852,912.39	0.00	0.00	312,313,937.61	92,176,807.88	154,759,809.72	0.00	0.00	246,936,417.80	0.00	349,843,082.39	24,981,857.90	40,385,662.11	
NATIONAL AND REGIONAL ENERGY PLANNING PROGRAM		119,948,000.00	0.00	119,948,000.00	119,948,000.00	0.00	0.00	0.00	119,948,000.00	14,241,679.84	17,114,344.15	0.00	0.00	31,362,023.99	12,057,586.81	17,263,119.67	0.00	0.00	29,320,696.48	0.00	88,591,978.01	644,009.37	1,391,328.14	
CONVENTIONAL ENERGY DEVELOPMENT PROGRAM		80,820,000.00	0.00	80,820,000.00	80,820,000.00	0.00	0.00	0.00	80,820,000.00	9,588,342.35	17,636,547.92	0.00	0.00	27,224,890.27	9,183,257.18	14,641,182.58	0.00	0.00	23,824,439.76	0.00	53,595,108.73	877,862.81	2,522,787.70	
RENEWABLE ENERGY DEVELOPMENT PROGRAM		143,647,000.00	0.00	143,647,000.00	143,647,000.00	0.00	0.00	0.00	143,647,000.00	27,230,132.40	38,596,950.86	0.00	0.00	65,829,083.26	26,731,105.66	34,782,968.67	0.00	0.00	61,513,174.33	0.00	77,817,916.94	1,409,539.68	2,806,369.05	
DOWNSTREAM ENERGY DEVELOPMENT PROGRAM		127,344,000.00	0.00	127,344,000.00	127,344,000.00	0.00	0.00	0.00	127,344,000.00	64,804,441.82	22,981,002.40	0.00	0.00	87,785,444.22	15,726,553.23	45,660,511.34	0.00	0.00	61,367,064.57	0.00	39,758,555.78	889,712.86	25,308,666.79	
ELECTRIC POWER INDUSTRY DEVELOPMENT PROGRAM		91,918,000.00	0.00	91,918,000.00	91,918,000.00	0.00	0.00	0.00	91,918,000.00	33,673,284.05	20,621,888.93	0.00	0.00	54,295,172.98	15,499,305.25	20,245,829.29	0.00	0.00	37,822,827.02	0.00	17,965,867.51	584,250.93		
ENERGY EFFICIENCY AND CONSERVATION PROGRAM		78,854,000.00	0.00	78,854,000.00	78,854,000.00	0.00	0.00	0.00	78,854,000.00	13,528,288.64	24,551,815.28	0.00	0.00	38,080,103.92	10,452,263.98	18,223,441.77	0.00	0.00	28,675,995.75	0.00	40,773,896.08	2,815,830.17	6,788,278.00	
ALTERNATIVE FUELS AND TECHNOLOGIES PROGRAM		19,626,000.00	0.00	19,626,000.00	19,626,000.00	0.00	0.00	0.00	19,626,000.00	2,594,856.12	5,348,363.05	0.00	0.00	7,943,219.17	2,526,285.77	3,943,596.40	0.00	0.00	6,469,822.17	0.00	11,682,780.83	589,415.50	863,981.50	


Certified Correct:


RYAN S. DOMASKO
OIC CHIEF, BUDGET DIVISION
Date: July 12, 2024 08:11 AM


Certified Correct:


HELEN C. ROLDAN
OIC CHIEF, ACCOUNTING DIVISION
Date: July 12, 2024 08:11 AM

Recommending Approval By:


AGUSTUS CESAR A. NAVARRO
DIRECTOR, FINANCIAL SERVICES
Date: July 12, 2024 08:13 AM

Approved By:


SHARON S. GARIN
UNDERSECRETARY
Date: July 12, 2024 08:16 AM