

STATEMENT OF APPROPRIATIONS, ALLOTMENTS, OBLIGATIONS, DISBURSEMENTS AND BALANCES  
As at the Quarter Ending June 30, 2024

Department : Department of Energy (DOE)  
Agency/Entity : Office of the Secretary  
Operating Unit : < not applicable >  
Organization Code (UACS) : 00 001 0000000  
Fund Cluster : 03 - Special Account - Locally Funded/Domestic Grants Fund  
(e.g. UACS Fund Cluster: 01-Regular Agency Fund, 02-Foreign Assisted Projects Fund, 03-Special Account-Locally Funded/Domestic Grants Fund, and 04-Special Account-Foreign Assisted/Foreign Grants Fund)

	Current Year Appropriations
	Supplemental Appropriations
X	Continuing Appropriations

Particulars	UACS CODE	Appropriations		Allotments							Current Year Obligations					Current Year Disbursements					Balances			
		Authorized Appropriations	Adjusted Appropriations	Allotments		Adjustments (Reductions, Modifications/ Augmentations)	Transfer To	Transfer From	Adjusted Allotments	1st Quarter Ending March 31	2nd Quarter Ending June 30	3rd Quarter Ending September 30	4th Quarter Ending December 31	Total	1st Quarter Ending March 31	2nd Quarter Ending June 30	3rd Quarter Ending September 30	4th Quarter Ending December 31	Total	Unused Funds		Unpaid Obligations		
				SARO	Unobligated															Unreleased Appropriations	Unobligated Allotments	Due and Demandable	Not Yet Due and Demandable	
				6	7	8	9	10	11	12	13	14	15	16	17	18	19	20	21	22	23	24	25	
Unobligated Allotment		0.00	0.00	0.00	14,470,963.00	0.00	0.00	0.00	14,470,963.00	1,400,000.00	612,010.00	0.00	0.00	2,020,100.00	1,407,888.00	822,250.00	0.00	0.00	2,020,100.00	0.00	12,450,864.14	0.00	0.00	
Agency Specific Budget		0.00	0.00	0.00	14,470,963.00	0.00	0.00	0.00	14,470,963.00	1,400,000.00	612,010.00	0.00	0.00	2,020,100.00	1,407,888.00	822,250.00	0.00	0.00	2,020,100.00	0.00	12,450,864.14	0.00	0.00	
Operations	30000000000000	0.00	0.00	0.00	12,480,515.41	0.00	0.00	0.00	12,480,515.41	1,316,196.00	612,010.00	0.00	0.00	1,828,206.00	1,405,956.00	822,250.00	0.00	0.00	1,828,206.00	0.00	10,661,306.45	0.00	0.00	
OO : Required energy supply level attained		0.00	0.00	0.00	3,183,123.75	0.00	0.00	0.00	3,183,123.75	44,491.46	219,234.30	0.00	0.00	263,725.76	41,802.46	221,793.30	0.00	0.00	263,725.76	0.00	2,829,397.99	0.00	0.00	
NATIONAL AND REGIONAL ENERGY PLANNING PROGRAM		0.00	0.00	0.00	29.00	0.00	0.00	0.00	29.00	0.00	0.00	0.00	0.00	0.00	0.00	0.00	0.00	0.00	0.00	0.00	29.00	0.00	0.00	
Formulation, updating and monitoring of short, medium and long term national and regional energy policies, plans and programs	310100100001000	0.00	0.00	0.00	29.00	0.00	0.00	0.00	29.00	0.00	0.00	0.00	0.00	0.00	0.00	0.00	0.00	0.00	0.00	0.00	29.00	0.00	0.00	
MOOE		0.00	0.00	0.00	3,183,094.75	0.00	0.00	0.00	3,183,094.75	44,491.46	219,234.30	0.00	0.00	263,725.76	41,802.46	221,793.30	0.00	0.00	263,725.76	0.00	2,829,368.99	0.00	0.00	
Locally-Funded Project(s)		0.00	0.00	0.00	3,183,094.75	0.00	0.00	0.00	3,183,094.75	44,491.46	219,234.30	0.00	0.00	263,725.76	41,802.46	221,793.30	0.00	0.00	263,725.76	0.00	2,829,368.99	0.00	0.00	
Nuclear Energy Program Implementing Organizations (NEPIO)	310100200003000	0.00	0.00	0.00	3,183,094.75	0.00	0.00	0.00	3,183,094.75	44,491.46	219,234.30	0.00	0.00	263,725.76	41,802.46	221,793.30	0.00	0.00	263,725.76	0.00	2,829,368.99	0.00	0.00	
MOOE		0.00	0.00	0.00	1,764,339.49	0.00	0.00	0.00	1,764,339.49	1,221,716.19	97,222.00	0.00	0.00	1,318,938.19	1,318,938.19	0.00	0.00	0.00	1,318,938.19	0.00	445,401.30	0.00	0.00	
CONVENTIONAL ENERGY DEVELOPMENT PROGRAM		0.00	0.00	0.00	1,764,339.49	0.00	0.00	0.00	1,764,339.49	1,221,716.19	97,222.00	0.00	0.00	1,318,938.19	1,318,938.19	0.00	0.00	0.00	1,318,938.19	0.00	445,401.30	0.00	0.00	
Locally-Funded Project(s)		0.00	0.00	0.00	1,764,339.49	0.00	0.00	0.00	1,764,339.49	1,221,716.19	97,222.00	0.00	0.00	1,318,938.19	1,318,938.19	0.00	0.00	0.00	1,318,938.19	0.00	445,401.30	0.00	0.00	
Regular Conventional Energy Contracting Program (RCECP)	310200200002000	0.00	0.00	0.00	1,764,339.49	0.00	0.00	0.00	1,764,339.49	1,221,716.19	97,222.00	0.00	0.00	1,318,938.19	1,318,938.19	0.00	0.00	0.00	1,318,938.19	0.00	445,401.30	0.00	0.00	
MOOE		0.00	0.00	0.00	360,342.02	0.00	0.00	0.00	360,342.02	49,891.00	138,141.00	0.00	0.00	188,132.00	45,986.00	143,044.00	0.00	0.00	188,132.00	0.00	202,210.02	0.00	0.00	
RENEWABLE ENERGY DEVELOPMENT PROGRAM		0.00	0.00	0.00	360,342.02	0.00	0.00	0.00	360,342.02	49,891.00	138,141.00	0.00	0.00	188,132.00	45,986.00	143,044.00	0.00	0.00	188,132.00	0.00	202,210.02	0.00	0.00	
Locally-Funded Project(s)		0.00	0.00	0.00	360,342.02	0.00	0.00	0.00	360,342.02	49,891.00	138,141.00	0.00	0.00	188,132.00	45,986.00	143,044.00	0.00	0.00	188,132.00	0.00	202,210.02	0.00	0.00	
Biofuels Program	310300200002000	0.00	0.00	0.00	360,342.02	0.00	0.00	0.00	360,342.02	49,891.00	138,141.00	0.00	0.00	188,132.00	45,986.00	143,044.00	0.00	0.00	188,132.00	0.00	202,210.02	0.00	0.00	
MOOE		0.00	0.00	0.00	10,000.00	0.00	0.00	0.00	10,000.00	0.00	0.00	0.00	0.00	0.00	0.00	0.00	0.00	0.00	0.00	0.00	10,000.00	0.00	0.00	
CO		0.00	0.00	0.00	4,150,280.79	0.00	0.00	0.00	4,150,280.79	0.00	0.00	0.00	0.00	0.00	0.00	0.00	0.00	0.00	0.00	0.00	4,150,280.79	0.00	0.00	
DOWNSTREAM ENERGY DEVELOPMENT PROGRAM		0.00	0.00	0.00	4,150,280.79	0.00	0.00	0.00	4,150,280.79	0.00	0.00	0.00	0.00	0.00	0.00	0.00	0.00	0.00	0.00	0.00	4,150,280.79	0.00	0.00	
Locally-Funded Project(s)		0.00	0.00	0.00	4,150,280.79	0.00	0.00	0.00	4,150,280.79	0.00	0.00	0.00	0.00	0.00	0.00	0.00	0.00	0.00	0.00	0.00	4,150,280.79	0.00	0.00	
Oil Industry Derogation Management Program	310400200001000	0.00	0.00	0.00	425,564.79	0.00	0.00	0.00	425,564.79	0.00	0.00	0.00	0.00	0.00	0.00	0.00	0.00	0.00	0.00	0.00	425,564.79	0.00	0.00	
MOOE		0.00	0.00	0.00	3,724,716.00	0.00	0.00	0.00	3,724,716.00	0.00	0.00	0.00	0.00	0.00	0.00	0.00	0.00	0.00	0.00	0.00	3,724,716.00	0.00	0.00	
CO		0.00	0.00	0.00	2,891,429.36	0.00	0.00	0.00	2,891,429.36	0.00	157,413.00	0.00	0.00	157,413.00	0.00	157,413.00	0.00	0.00	157,413.00	0.00	2,634,016.36	0.00	0.00	
ELECTRIC POWER INDUSTRY DEVELOPMENT PROGRAM		0.00	0.00	0.00	2,891,429.36	0.00	0.00	0.00	2,891,429.36	0.00	157,413.00	0.00	0.00	157,413.00	0.00	157,413.00	0.00	0.00	157,413.00	0.00	2,634,016.36	0.00	0.00	
Locally-Funded Project(s)		0.00	0.00	0.00	2,891,429.36	0.00	0.00	0.00	2,891,429.36	0.00	157,413.00	0.00	0.00	157,413.00	0.00	157,413.00	0.00	0.00	157,413.00	0.00	2,634,016.36	0.00	0.00	
Total Electrification Project	310500200004000	0.00	0.00	0.00	2,891,429.36	0.00	0.00	0.00	2,891,429.36	0.00	157,413.00	0.00	0.00	157,413.00	0.00	157,413.00	0.00	0.00	157,413.00	0.00	2,634,016.36	0.00	0.00	
MOOE		0.00	0.00	0.00	1,981,447.88	0.00	0.00	0.00	1,981,447.88	91,800.00	0.00	0.00	0.00	91,800.00	91,800.00	0.00	0.00	0.00	91,800.00	0.00	1,889,647.88	0.00	0.00	
OO : Sustainable consumption of energy provided and utilized		0.00	0.00	0.00	1,981,447.88	0.00	0.00	0.00	1,981,447.88	91,800.00	0.00	0.00	0.00	91,800.00	91,800.00	0.00	0.00	0.00	91,800.00	0.00	1,889,647.88	0.00	0.00	

This report was generated using the Unified Reporting System on July 12, 2024 8:42 AM Status : SUBMITTED

Handwritten initials and date: *SP* *04/10*

STATEMENT OF APPROPRIATIONS, ALLOTMENTS, OBLIGATIONS, DISBURSEMENTS AND BALANCES  
As at the Quarter Ending June 30, 2024

Department : Department of Energy (DOE)  
 Agency/Entity : Office of the Secretary  
 Operating Unit : < not applicable >  
 Organization Code (UACS) : 09 001 0000000  
 Fund Cluster : 03 - Special Account - Locally Funded/Domestic Grants Fund  
 (e.g. UACS Fund Cluster: 01-Regular Agency Fund, 02-Foreign Assisted Projects Fund, 03-Special Account-Locally Funded/Domestic Grants Fund, and 04-Special Account-Foreign Assisted/Foreign Grants Fund)

	Current Year Appropriations
	Supplemental Appropriations
X	Continuing Appropriations

Particulars	UACS CODE	Appropriations			Allotments		Transfer To		Transfer From		Current Year Obligations										Balances							
		Authorized Appropriations	Adjustments (Transfer To/From, Modifications/Amendments)	Adjusted Appropriations	Allotments		Transfer To	Transfer From	Adjusted Allotments	Current Year Obligations										Unused Funds		Unpaid Obligations (16-21)(24-26)						
					SARO	Unobligated				1st Quarter Ending March 31	2nd Quarter Ending June 30	3rd Quarter Ending September 30	4th Quarter Ending December 31	Total	1st Quarter Ending March 31	2nd Quarter Ending June 30	3rd Quarter Ending September 30	4th Quarter Ending December 31	Total	Unobligated Appropriations (22)(41)	Unobligated Allotments (23)(11-16)	Due and Demandable (24)	Not Yet Due and Demandable (25)					
ENERGY EFFICIENCY AND CONSERVATION PROGRAM		0.00	0.00	0.00	0.00	0.00	0.00	0.00	0.00	890,347.76	91,900.00	0.00	0.00	0.00	91,900.00	91,900.00	0.00	0.00	0.00	0.00	91,900.00	0.00	498,447.76	0.00	0.00			
Locally-Funded Project(s)		0.00	0.00	0.00	0.00	0.00	0.00	0.00	0.00	890,347.76	91,900.00	0.00	0.00	0.00	91,900.00	91,900.00	0.00	0.00	0.00	0.00	91,900.00	0.00	498,447.76	0.00	0.00			
National Energy Efficiency and Conservation Program	320100200001000	0.00	0.00	0.00	0.00	0.00	0.00	0.00	0.00	890,347.76	91,900.00	0.00	0.00	0.00	91,900.00	91,900.00	0.00	0.00	0.00	0.00	91,900.00	0.00	80,035.48	0.00	0.00			
MOOE		0.00	0.00	0.00	0.00	0.00	0.00	0.00	0.00	171,939.46	91,900.00	0.00	0.00	0.00	91,900.00	91,900.00	0.00	0.00	0.00	0.00	91,900.00	0.00	416,468.30	0.00	0.00			
CO		0.00	0.00	0.00	0.00	0.00	0.00	0.00	0.00	418,408.30	0.00	0.00	0.00	0.00	0.00	0.00	0.00	0.00	0.00	0.00	0.00	0.00	1,391,099.82	0.00	0.00			
ALTERNATIVE FUELS AND TECHNOLOGIES PROGRAM		0.00	0.00	0.00	0.00	0.00	0.00	0.00	0.00	1,391,099.82	0.00	0.00	0.00	0.00	0.00	0.00	0.00	0.00	0.00	0.00	0.00	0.00	1,391,099.82	0.00	0.00			
Locally-Funded Project(s)		0.00	0.00	0.00	0.00	0.00	0.00	0.00	0.00	1,391,099.82	0.00	0.00	0.00	0.00	0.00	0.00	0.00	0.00	0.00	0.00	0.00	0.00	1,391,099.82	0.00	0.00			
Alternative Fuels for Transportation and Other Purposes	3202000200001000	0.00	0.00	0.00	0.00	0.00	0.00	0.00	0.00	1,391,099.82	0.00	0.00	0.00	0.00	0.00	0.00	0.00	0.00	0.00	0.00	0.00	0.00	0.00	53,638.72	0.00	0.00		
MOOE		0.00	0.00	0.00	0.00	0.00	0.00	0.00	0.00	53,638.72	0.00	0.00	0.00	0.00	0.00	0.00	0.00	0.00	0.00	0.00	0.00	0.00	0.00	1,337,461.20	0.00	0.00		
CO		0.00	0.00	0.00	0.00	0.00	0.00	0.00	0.00	1,337,461.20	0.00	0.00	0.00	0.00	0.00	0.00	0.00	0.00	0.00	0.00	0.00	0.00	0.00	12,450,854.14	0.00	0.00		
Sub-Total, Operations		0.00	0.00	0.00	0.00	0.00	0.00	0.00	0.00	14,470,963.09	1,408,098.85	612,010.30	0.00	0.00	2,020,108.95	1,487,868.85	822,250.30	0.00	0.00	2,020,108.95	0.00	0.00	0.00	6,960,288.64	0.00	0.00		
PS		0.00	0.00	0.00	0.00	0.00	0.00	0.00	0.00	0.00	0.00	0.00	0.00	0.00	0.00	0.00	0.00	0.00	0.00	0.00	0.00	0.00	0.00	6,960,288.64	0.00	0.00		
MOOE		0.00	0.00	0.00	0.00	0.00	0.00	0.00	0.00	8,980,377.59	1,408,098.85	612,010.30	0.00	0.00	2,020,108.95	1,487,868.85	822,250.30	0.00	0.00	2,020,108.95	0.00	0.00	0.00	0.00	0.00	0.00		
FinEx (If Applicable)		0.00	0.00	0.00	0.00	0.00	0.00	0.00	0.00	0.00	0.00	0.00	0.00	0.00	0.00	0.00	0.00	0.00	0.00	0.00	0.00	0.00	0.00	5,490,585.50	0.00	0.00		
CO		0.00	0.00	0.00	0.00	0.00	0.00	0.00	0.00	5,490,585.50	0.00	0.00	0.00	0.00	0.00	0.00	0.00	0.00	0.00	0.00	0.00	0.00	0.00	0.00	12,450,854.14	0.00	0.00	
Sub-Total, I, Agency Specific Budget		0.00	0.00	0.00	0.00	0.00	0.00	0.00	0.00	14,470,963.09	1,408,098.85	612,010.30	0.00	0.00	2,020,108.95	1,487,868.85	822,250.30	0.00	0.00	2,020,108.95	0.00	0.00	0.00	6,960,288.64	0.00	0.00		
PS		0.00	0.00	0.00	0.00	0.00	0.00	0.00	0.00	0.00	0.00	0.00	0.00	0.00	0.00	0.00	0.00	0.00	0.00	0.00	0.00	0.00	0.00	0.00	6,960,288.64	0.00	0.00	
MOOE		0.00	0.00	0.00	0.00	0.00	0.00	0.00	0.00	8,980,377.59	1,408,098.85	612,010.30	0.00	0.00	2,020,108.95	1,487,868.85	822,250.30	0.00	0.00	2,020,108.95	0.00	0.00	0.00	0.00	0.00	0.00		
FinEx (If Applicable)		0.00	0.00	0.00	0.00	0.00	0.00	0.00	0.00	0.00	0.00	0.00	0.00	0.00	0.00	0.00	0.00	0.00	0.00	0.00	0.00	0.00	0.00	0.00	5,490,585.50	0.00	0.00	
CO		0.00	0.00	0.00	0.00	0.00	0.00	0.00	0.00	5,490,585.50	0.00	0.00	0.00	0.00	0.00	0.00	0.00	0.00	0.00	0.00	0.00	0.00	0.00	0.00	0.00	12,450,854.14	0.00	0.00
GRAND TOTAL		0.00	0.00	0.00	0.00	0.00	0.00	0.00	0.00	14,470,963.09	1,408,098.85	612,010.30	0.00	0.00	2,020,108.95	1,487,868.85	822,250.30	0.00	0.00	2,020,108.95	0.00	0.00	0.00	6,960,288.64	0.00	0.00		
PS		0.00	0.00	0.00	0.00	0.00	0.00	0.00	0.00	0.00	0.00	0.00	0.00	0.00	0.00	0.00	0.00	0.00	0.00	0.00	0.00	0.00	0.00	0.00	6,960,288.64	0.00	0.00	
MOOE		0.00	0.00	0.00	0.00	0.00	0.00	0.00	0.00	8,980,377.59	1,408,098.85	612,010.30	0.00	0.00	2,020,108.95	1,487,868.85	822,250.30	0.00	0.00	2,020,108.95	0.00	0.00	0.00	0.00	0.00	0.00		
FinEx (If Applicable)		0.00	0.00	0.00	0.00	0.00	0.00	0.00	0.00	0.00	0.00	0.00	0.00	0.00	0.00	0.00	0.00	0.00	0.00	0.00	0.00	0.00	0.00	0.00	5,490,585.50	0.00	0.00	
CO		0.00	0.00	0.00	0.00	0.00	0.00	0.00	0.00	5,490,585.50	0.00	0.00	0.00	0.00	0.00	0.00	0.00	0.00	0.00	0.00	0.00	0.00	0.00	0.00	0.00	12,450,854.14	0.00	0.00
Recapitalization by CO:		0.00	0.00	0.00	0.00	0.00	0.00	0.00	0.00	14,470,963.09	1,408,098.85	612,010.30	0.00	0.00	2,020,108.95	1,487,868.85	822,250.30	0.00	0.00	2,020,108.95	0.00	0.00	0.00	6,960,288.64	0.00	0.00		
Unobligated Allotment		0.00	0.00	0.00	0.00	0.00	0.00	0.00	0.00	14,470,963.09	1,408,098.85	612,010.30	0.00	0.00	2,020,108.95	1,487,868.85	822,250.30	0.00	0.00	2,020,108.95	0.00	0.00	0.00	12,450,854.14	0.00	0.00		
I, Agency Specific Budget		0.00	0.00	0.00	0.00	0.00	0.00	0.00	0.00	14,470,963.09	1,408,098.85	612,010.30	0.00	0.00	2,020,108.95	1,487,868.85	822,250.30	0.00	0.00	2,020,108.95	0.00	0.00	0.00	6,960,288.64	0.00	0.00		
NATIONAL AND REGIONAL ENERGY PLANNING PROGRAM		0.00	0.00	0.00	0.00	0.00	0.00	0.00	0.00	3,193,123.75	44,491.46	219,234.30	0.00	0.00	363,725.76	41,822.46	221,793.30	0.00	0.00	363,725.76	0.00	0.00	0.00	446,461.30	0.00	0.00		
CONVENTIONAL ENERGY DEVELOPMENT PROGRAM		0.00	0.00	0.00	0.00	0.00	0.00	0.00	0.00	1,794,339.49	1,221,716.19	97,222.00	0.00	0.00	1,318,838.19	1,318,838.19	0.00	0.00	1,318,838.19	0.00	0.00	0.00	202,210.02	0.00	0.00			
RENEWABLE ENERGY DEVELOPMENT PROGRAM		0.00	0.00	0.00	0.00	0.00	0.00	0.00	0.00	390,342.02	49,391.00	138,141.00	0.00	0.00	188,132.00	45,888.00	143,044.00	0.00	0.00	188,132.00	0.00	0.00	0.00	4,150,280.79	0.00	0.00		
DOWNSTREAM ENERGY DEVELOPMENT PROGRAM		0.00	0.00	0.00	0.00	0.00	0.00	0.00	0.00	4,150,280.79	0.00	0.00	0.00	0.00	0.00	0.00	0.00	0.00	0.00	0.00	0.00	0.00	0.00	0.00	0.00			
ELECTRIC POWER INDUSTRY DEVELOPMENT PROGRAM		0.00	0.00	0.00	0.00	0.00	0.00	0.00	0.00	2,891,429.36	0.00	157,413.00	0.00	0.00	157,413.00	0.00	157,413.00	0.00	0.00	157,413.00	0.00	0.00	0.00	2,834,016.36	0.00	0.00		

*Handwritten signature/initials*


STATEMENT OF APPROPRIATIONS, ALLOTMENTS, OBLIGATIONS, DISBURSEMENTS AND BALANCES  
As at the Quarter Ending June 30, 2024

Department : Department of Energy (DOE)  
 Agency/Entity : Office of the Secretary  
 Operating Unit : < not applicable >  
 Organization Code (UACS) : 09 001 0000000  
 Fund Cluster : 03 - Special Account - Locally Funded/Domestic Grants Fund  
 (e.g. UACS Fund Cluster: 01-Regular Agency Fund, 02-Foreign Assisted Projects Fund, 03-Special Account-Locally Funded/Domestic Grants Fund, and 04-Special Account-Foreign Assisted/Foreign Grants Fund)

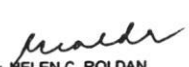
	Current Year Appropriations
	Supplemental Appropriations
X	Continuing Appropriations

Particulars	UACS CODE	Appropriations		Allotments							Current Year Obligations					Current Year Disbursements				Balances						
		Authorized Appropriations	Adjustments (Transfer To/From, Modifications/ Augmentations)	Adjusted Appropriations	Allotments		Adjustments (Reductions, Modifications/ Augmentations)	Transfer To	Transfer From	Adjusted Allotments	1st Quarter Ending March 31	2nd Quarter Ending June 30	3rd Quarter Ending September 30	4th Quarter Ending December 31	Total	1st Quarter Ending March 31	2nd Quarter Ending June 30	3rd Quarter Ending September 30	4th Quarter Ending December 31	Total	Unused Funds		Unpaid Obligations (16-21)-(24-26)			
					SARO	Unobligated															Unreleased Appropriations	Unobligated Allotments	Due and Demandable	Not Yet Due and Demandable		
1	2	3	4	5=(3+4)	6	7	8	9	10	11=(9)-7+(10)-6-16	12	13	14	15	16=(12+13+14+15)	17	18	19	20	21=(17+18+19+20)	22=(5-11)	23=(11-16)	24	25	26	
ENERGY EFFICIENCY AND CONSERVATION PROGRAM		0.00	0.00	0.00	0.00	590,347.76	0.00	0.00	0.00	590,347.76	91,900.00	0.00	0.00	0.00	91,900.00	91,900.00	0.00	0.00	0.00	0.00	0.00	0.00	498,447.76	0.00	0.00	0.00
ALTERNATIVE FUELS AND TECHNOLOGIES PROGRAM		0.00	0.00	0.00	0.00	1,391,899.92	0.00	0.00	0.00	1,391,899.92	0.00	0.00	0.00	0.00	0.00	0.00	0.00	0.00	0.00	0.00	0.00	1,391,899.92	0.00	0.00	0.00	


Certified Correct:

  
 RYAN S. DOMASIG  
 OIC CHIEF, BUDGET DIVISION  
 Date: July 12, 2024 08:11 AM


Certified Correct:

  
 HELEN C. ROLDAN  
 OIC CHIEF, ACCOUNTING DIVISION  
 Date: July 12, 2024 08:11 AM

Recommending Approval By:

  
 AGUSTUS CESAR A. NAVARRO  
 DIRECTOR, FINANCIAL SERVICES  
 Date: July 12, 2024 08:13 AM

Approved By:

  
 SHARON S. GARIN  
 UNDERSECRETARY  
 Date: July 12, 2024 08:16 AM