

QUARTERLY PHYSICAL REPORT OF OPERATIONS
As of March 31, 2024

Department: Department of Energy (DOE)
 Agency : Office of the Secretary
 Operation Unit: < not applicable >
 Organization Code (UACS) : 09 001 0000000

Particulars	UACS CODE	Physical Target (Budget Year)					Physical Accomplishment (Budget Year)					Variance	Remarks
		1st Quarter	2nd Quarter	3rd Quarter	4th Quarter	Total	1st Quarter	2nd Quarter	3rd Quarter	4th Quarter	Total		
1	2	3	4	5	6	7	8	9	10	11	12	13	14
NATIONAL AND REGIONAL ENERGY PLANNING PROGRAM	3101000000000000												
OO : Required energy supply level attained													
Outcome Indicators													
1. Percentage of stakeholders rating the energy plans and programs as acceptable					85%	85%							
2. Percentage of policy recommendations adopted in the short, medium and long-term national energy plans/programs/targets					75%	75%							
Output Indicators													
1. Number of energy plans prepared and updated					1	1							
2. Number of statistical research and studies prepared/updated		15	15	15	15	60	0				0	-15	
3. Percentage of project evaluation and monitoring conducted on time					75%	75%							
4. Percentage of projects issued with Certification of Energy Project of National Significance assisted and monitored					50%	50%							
CONVENTIONAL ENERGY DEVELOPMENT PROGRAM	3102000000000000												
OO : Required energy supply level attained													
Outcome Indicators													
1. Percentage of awareness of the target audience on the promoted message or technical advice					80%	80%							
2. Percentage of conventional energy projects with satisfactory safety performance					80%	80%							
3. Percentage increase in investments in conventional energy development					5%	5%							
Output Indicators													
1. Number of contracts and/or circulars drafted, prepared and reviewed		1	2	1	1	5	5				5	+4	

QUARTERLY PHYSICAL REPORT OF OPERATIONS
As of March 31, 2024

Department: Department of Energy (DOE)
 Agency : Office of the Secretary
 Operation Unit: < not applicable >
 Organization Code (UACS) : 09 001 0000000

Particulars	UACS CODE	Physical Target (Budget Year)					Physical Accomplishment (Budget Year)					Variance	Remarks
		1st Quarter	2nd Quarter	3rd Quarter	4th Quarter	Total	1st Quarter	2nd Quarter	3rd Quarter	4th Quarter	Total		
1	2	3	4	5	6	7	8	9	10	11	12	13	14
2. Number of information, education, communication, and other promotional activities conducted on conventional energy development		2	6	7	6	21	8				8	+6	
3. Number of monitoring activities/inspections conducted on conventional energy projects		19	25	26	20	90	27				27	+8	
RENEWABLE ENERGY DEVELOPMENT PROGRAM	3103000000000000												
OO : Required energy supply level attained													
Outcome Indicators													
1. Percentage of renewable energy resources over total energy resource supply					30%	30%							
2. Percentage increase in investments in renewable energy development					25%	25%							
Output Indicators													
1. Percentage of issuances and permits on renewable energy development issued on time		85%	85%	85%	85%	85%	99%				99%	+10%	
2. Number of information, education, communication, and other promotional activities conducted on renewable energy		16	20	20	17	73	17				17	+1	
3. Number of inspection conducted on renewable energy development projects		105	151	151	91	498	135				135	+30	
DOWNSTREAM ENERGY DEVELOPMENT PROGRAM	3104000000000000												
OO : Required energy supply level attained													
Outcome Indicators													
1. Percentage increase in investment in the downstream oil and gas industry, providing quality fuels and safe technology for environment and consumer protection					0.80%	0.80%							
2. Percentage increase in the number of participants informed on matters in the downstream oil and gas industry					0.80%	0.80%							

QUARTERLY PHYSICAL REPORT OF OPERATIONS
As of March 31, 2024

Department: Department of Energy (DOE)
 Agency : Office of the Secretary
 Operation Unit: < not applicable >
 Organization Code (UACS) : 09 001 0000000

Particulars	UACS CODE	Physical Target (Budget Year)					Physical Accomplishment (Budget Year)					Variance	Remarks
		1st Quarter	2nd Quarter	3rd Quarter	4th Quarter	Total	1st Quarter	2nd Quarter	3rd Quarter	4th Quarter	Total		
1	2	3	4	5	6	7	8	9	10	11	12	13	14
Output Indicators													
1. Number of issued permits/accreditations/ acknowledgements/endorsements and reports submitted		1,256	1,456	1,456	1,256	5,424	5,111				5,111	+3,855	
2. Number of information, education, communication and other promotional activities conducted on the downstream oil and gas sector		2	3	2	3	10	6				6	+4	
3. Number of downstream oil and gas field work and operational monitoring activities conducted		84	79	100	76	339	41				41	-43	
4. Number of plans and policies updated/formulated, monitored and recommended for adoption and implementation		0	3	3	4	10	0				0	-	
ELECTRIC POWER INDUSTRY DEVELOPMENT PROGRAM	3105000000000000												
OO : Required energy supply level attained													
Outcome Indicator													
1. Issued and adopted plans and policies to attain energy supply security and reliability, energy access and electricity market competitiveness and power sector reforms					14	14							
Output Indicators													
1. Number of plans/policies prepared, updated and disseminated		2 policies	3 policies	2 plans; 3 policies	2 plans; 2 policies	4 plans; 10 policies	15 policies				15 policies	+13 policies	
2. Number of information, education, promotional events and public consultations, etc. undertaken on electric power industry		11	13	13	9	46	9				9	+2	
3. Number of applications for endorsement to government agencies involved in processing energy projects processed		46	45	46	45	182	131				131	+85	
4. Number of power plant projects monitored and inspected with reports		0	2	2	0	4	4				4	+4	


QUARTERLY PHYSICAL REPORT OF OPERATION
 As of March 31, 2024


Department: Department of Energy (DOE)
Agency : Office of the Secretary
Operation Unit: < not applicable >
Organization Code (UACS) : 09 001 0000000


Particulars	UACS CODE	Physical Target (Budget Year)					Physical Accomplishment (Budget Year)					Variance	Remarks
		1st Quarter	2nd Quarter	3rd Quarter	4th Quarter	Total	1st Quarter	2nd Quarter	3rd Quarter	4th Quarter	Total		
1	2	3	4	5	6	7	8	9	10	11	12	13	14
ENERGY EFFICIENCY AND CONSERVATION PROGRAM	3201000000000000												<i>Inputs to follow</i>
OO : Sustainable consumption of energy promoted and achieved													
Outcome Indicators													
1. Percentage increase in public awareness on energy efficiency and conservation in fuels and electricity					10%	10%							
2. Percentage increase in the number of establishments that had undergone energy audits					10%	10%							
3. Percentage increase in compliance of Annual Energy Efficiency and Conservation and Annual Energy Utilization reports by designated establishments					20%	20%							
Output Indicators													
1. Number of information, education, communication, and other promotional events undertaken on energy efficiency and conservation program		6	10	9	5	30							
2. Number of energy audit in government agencies conducted on time		20	30	30	20	100							
3. Number of Annual EEC and Annual Energy Utilization Reports processed/evaluated						3,000							
4. Number of products issued with energy labels		25	25	25	25	100							
ALTERNATIVE FUELS AND TECHNOLOGIES PROGRAM	3202000000000000												<i>Inputs to follow</i>
OO : Sustainable consumption of energy promoted and achieved													
Outcome Indicator													
1. Number of alternative fuels and energy technologies promoted					2	2							


QUARTERLY PHYSICAL REPORT OF OPERATION
As of March 31, 2024

Department: Department of Energy (DOE)
Agency : Office of the Secretary
Operation Unit: < not applicable >
Organization Code (UACS) : 09 001 0000000

Particulars	UACS CODE	Physical Target (Budget Year)					Physical Accomplishment (Budget Year)					Variance	Remarks
		1st Quarter	2nd Quarter	3rd Quarter	4th Quarter	Total	1st Quarter	2nd Quarter	3rd Quarter	4th Quarter	Total		
1	2	3	4	5	6	7	8	9	10	11	12	13	14
Output Indicators													
1. Number of technical assistance/evaluation completed on time		2	3	3	2	10							
2. Number of information, education, communication, and other promotional events conducted on alternative fuels and technologies		2	2	2	2	8							
3. Number of policies formulated/permits issued related to alternative fuels and technologies issued on time		1	1	1	1	4							

Prepared By:

FRANCIS RICHARD O. RABULAN
 OIC Chief, Planning Division

In coordination with:

MICHAEL O. SINOCRUZ
 Director, Energy Policy and Planning Bureau

Approved By:

SHARON S. GARIN
 Undersecretary, DOE

1
QUARTERLY PHYSICAL REPORT OF OPERATION
 As of 1st Quarter 2024

BAR no. 1

Department: Department of Energy (DOE)
 Agency: Office of the Secretary
 Organization: 09 001 0000000

Particulars	UACS CODE	Physical Target (Budget Year)					Physical Accomplishment (Budget Year)					Variance (13=12-7)	Remarks (1st Quarter)
		1st Quarter	2nd Quarter	3rd Quarter	4th Quarter	Total (7=3+4+5+6)	1st Quarter	2nd Quarter	3rd Quarter	4th Quarter	Total (12=8+9+10+11)		
1	2	3	4	5	6	7	8	9	10	11	12	13	14
I. LOCALLY FUNDED PROJECTS													
A. CONTINUING PROGRAMS													
Alternative Fuels for Transportation and Other Purposes (AFTOP)													
Number of Information, Education, and Comunication (IEC) campaigns conducted for the promotion of research, development, demonstration, and utilization of alternative fuels and technologies, as well as other promotional activities		2	2	2	2	8	3				3	-5	1. University if Rizal System - Morong Campus 2. Batangas State University for Electrical Engineering, Industrial Engineering, and Mechanical Engineering students 3. Batangas State University for Chemical Engineering, Electronics and Communication Engineering, and Civil Engineering students
Number of Monitoring Activities related to the development and promotion of Alternative Fuels and Emerging Technologies		1	1	1	1	4	2				2	-2	1. Meeting with DOST-ITDI on Fuel Cell Project 2. Demonstration of SESSY E-Boat
Number of technical assistance/ evaluation/ studies conducted		2	3	3	2	10	23				23	13	1. Embassy of the Republic of the Philippines in Malaysia on Asia Pacific Green Hydrogen 2024 2. Mr. Gio Almonte on DOE R&D Partnerships 3. Mabini Colleges Inc. on Survey on Hydro-GEN 4. Consortium Space Technologies on the Endorsement to EPIMB 5. HDF on Updates on MOU with NPC and MinDA 6. NREL-ALP on Green Hydrogen Framework for the Philippines 7. 2024 Philippine Association of Technical Managers of Electric Cooperatives (PHILATMEC) Convergence 8. Advent Green Energy, Inc. on Small-Scale Fuel Cell Technology for Electrification of Remote Islands 9. FREC on Hybrid RE Plant (Hydrogen, GenSet, Solar Plant) 10. H.E. Ricardo Luis Bocalandro on National Strategy for the Development of the Hydrogen 11. Ms. Mia Santamaria-Abela on Electrolyser Technology 12. Inputs to the NREL-ALP Assessment of the Philippines Hydrogen 13. Mr. Tapai on Hydrogen Incentives 14. Our Lady of Fatima, Valenzuela on study entitled Walking Towards the Future: Piezoelectric Footware for Small Charging Device using Recycled Silicone Rubber Shoes" 15. Hubble Link, Inc. regarding the Brown Gas Generator (HHO) 16. Redstar Energime Green Group on Thermal Batteries 17. Mr. Luis Vallar on new engine design 18. Australian Embassy to the Philippines on the Conduct of Green Hydrogen Knowledge Exchange Roundtable 19. DOTr on Presidential Management Service Request for Updates on the Presidential Directive 20. Mr. Nathaniel Yray on status of EV Industry 2023 and 2024 21. Mr. Henry Chan on EV Recognition requirements 22. LGU of Candon City on the issuance of Authority to Purchase Motor Vehicle 23. Mazda Philippines Inc. on the requirements for EV to apply for zero duties on importation
Number of policies/agreements formulated/inpitted related to alternative fuels and emerging energy technologies		0	1	0	1	2	5				5	3	1. Department Circular No. DC2024-01-0001 - Providing a National Policy and General Framework, Roadmap, and Guidelines for Hydrogen in the Energy Sector 2. Draft Memorandum of Understanding among DOE, MinDA, and HDF on Research and Development on the Effective Commercial Scale Utilization of Hydrogen 3. Draft Special Order of Establishing the Hydrogen Energy Industry Committee (HEIC) of the DOE 4. Draft DOD with DOST-ITDI on the equipment purchased under Year 1 of 2 of the MOA 5. Draft DOD with CvSU on the equipment purchased under the MOA

QUARTERLY PHYSICAL REPORT OF OPERATION
As of 1st Quarter 2024

Department: Department of Energy (DOE)
Agency: Office of the Secretary
Organization: 09 001 0000000

Particulars	UACS CODE	Physical Target (Budget Year)					Physical Accomplishment (Budget Year)					Variance (13=12-7)	Remarks (1st Quarter)
		1st Quarter	2nd Quarter	3rd Quarter	4th Quarter	Total (7=3+4+5+6)	1st Quarter	2nd Quarter	3rd Quarter	4th Quarter	Total (12=8+9+10+11)		
1	2	3	4	5	6	7	8	9	10	11	12	13	14
Biofuels Program (BP)													
Number of coordinated/ monitored reports/ policy recommendation on the use of alternative feedstock for biofuel		1	0	0	0	1	1				1	0	Transmitted electronic copy of Deed of Donation to MMSU on 19 January 2024. Official copy of Deed of Donation duly received by MMSU on 19 March 2024.
Number of facilities/ projects monitored (monthly project monitoring)		34	34	34	34	136	34				34	-102	- Monitored 27 accredited biofuel facilities, 5 accredited projects undergoing construction and 2 registered biofuel distributors for the monthly reportorial obligations under JAO No. 2008-1, Series of 2008. - Issued 5 certificates of accreditation (new application & renewal) as biofuel manufacturer: Victorias Milling Company, Inc. (VMCI), Cavite Biofuel Producers, Inc. (CBPI), JNJ Oleochemicals, Inc. (JNJ), AMN Bio Energy Corporation (ABEC) & Progreen Agricorp, Inc. (PAI)-Balayan.
Number of conducted product sampling		18	21	20	20	79	14				14	-65	- (2) of the unmet targets are from non-conduct of activities due to status of plant operations: Phoenix Petroleum Philippines, Inc. (non-operational) and Asian Alcohol Corporation (temporarily on shutdown due to financial losses). - While the remaining (2) unmet targets from Q1 2024 are bioethanol plants which will be covered in Q2 2024 as part of BEMD's catch-up activities for said quarter (as bioethanol product sampling is conducted on a semestral basis).
National Energy Efficiency and Conservation Program (NEECP)													
Number of IEC, promotional events and consultations conducted		25	25	25	25	100	25				25	-75	1 Public Consultation 24 IEC Activities as of 31 Mar 2024
Number of energy audits in government agencies conducted		25	25	25	25	100	0				0	-100	Procurement activities ongoing. For awarding by BAC on 04 April 2024
Number of Ads conceptualized, produced, and placed in various platforms		50	150	150	50	400	64				64	-336	13 postings on FB as of 30 March 2024. 16 AVPs produced as of 31 March 2024. 35 Graphics produced as of 31 March 2024. Procurement activities ongoing.
Number of Annual EEC and Annual Energy Utilization Reports processed/ evaluated		0	1000	1000	1000	3000	0				0	-3000	Current deadline of submissions for compliance is on 15 April 2024.
Number of products issued with energy labels		30	30	30	30	120	1563				1563	1443	Results of IEC and Market Monitoring activities
Number of monitoring reports in compliance of products sold in the market		2	4	4	2	12	2				2	-10	Progress on track

QUARTERLY PHYSICAL REPORT OF OPERATION
As of 1st Quarter 2024

Department: Department of Energy (DOE)
Agency: Office of the Secretary
Organization: 09 001 0000000

Particulars	UACS CODE	Physical Target (Budget Year)					Physical Accomplishment (Budget Year)					Variance (13=12-7)	Remarks (1st Quarter)
		1st Quarter	2nd Quarter	3rd Quarter	4th Quarter	Total (7=3+4+5+6)	1st Quarter	2nd Quarter	3rd Quarter	4th Quarter	Total (12=8+9+10+11)		
1	2	3	4	5	6	7	8	9	10	11	12	13	14
Oil Industry Deregulation Management Program (OIDMP)													
Focused Inspections of the LPP and LPG on the Retail Level conducted		0	2	1	1	4	0				0	-4	
Joint Inspection and Monitoring of Petroleum Products in Retail Outlets/Depot Facility Certification and Instrument -based product quality		0	2	0	0	2	0				0	-2	
Conduct of Inventory Verification in the Oil Depots and Terminals		1	3	3	3	10	1				1	-9	
IEC dissemination in the Downstream Oil Industry (DOI) conducted		1	6	3	2	12	10				10	-2	This includes the conduct of feedback of the results of the Focused Inspection conducted, and stakeholder's safety awareness campaigns (Product quality, Facility, Code of Safety Standards and Consumer Safety Awareness Campaigns). Also, the conduct of LF and LPG stakeholder's orientation seminar on rules and regulations, and safety standards, calibration and sealing. Additional IECs were conducted virtually as requested by stakeholders.
Assessment of Accomplishment and Workshop Program Planning/Inspector Summit Conducted		0	0	1	0	1	0				0	-1	
OIMB and FO's in-house refresher training workshop on inspection equipment operation and maintenance/policies, PNS, etc.		0	2	2	0	4	0				0	-4	This is to conduct of training lecture and on-site inspection of OIMB and Field Offices with relevant rules and inspection manuals. This will capacitate and synchronize FO personnel on the current PNS for implementation and relevant existing regulations.
DOE on Wheels / One-Stop Shop Conducted		0	0	1	0	1	0				0	-1	
Government and Private Consultations, and Other Downstream Oil Industry Related Activities Conducted		0	0	0	0	0	0				0	0	This activities were included in the conduct of IEC dissemination.
Number of Training on Calibration & Sealing of Dispensing Pumps Conducted		0	0	0	0	0	0				0	0	This activities were included in the conduct of IEC dissemination.
Procurement of Various Items in Support to DOI Activities		0	2	5	0	7	0				0	-7	

4
QUARTERLY PHYSICAL REPORT OF OPERATION
 As of 1st Quarter 2024

Department: Department of Energy (DOE)
 Agency: Office of the Secretary
 Organization: 09 001 0000000

Particulars	UACS CODE	Physical Target (Budget Year)					Physical Accomplishment (Budget Year)					Variance (13=12-7)	Remarks (1st Quarter)
		1st Quarter	2nd Quarter	3rd Quarter	4th Quarter	Total (7=3+4+5+6)	1st Quarter	2nd Quarter	3rd Quarter	4th Quarter	Total (12=8+9+10+11)		
1	2	3	4	5	6	7	8	9	10	11	12	13	14
B. SPECIAL PROGRAMS / PROJECTS													
Nuclear Energy Program Implementing Organization (NEPIO) renamed Nuclear Energy Program Coordinating Council (NEP-CC)													
Number of Expert Missions Conducted		1	0	1	0	2	1				1	-1	
Number of National Workshops Conducted		1	3	3	1	8	0				0	-8	
Number of Training Courses Conducted		1	1	1	1	4	0				0	-4	
Number of IECs, Press Conferences/ Kapihan Forums, and Symposiums Conducted		1	5	5	3	14	0				0	-14	
Number of meetings and Consultation Meetings Conducted/ Participated to		20	25	25	20	90	15				15	-75	
Number of Presentation of Research on Infrastructure Issues Delivered		3	3	3	3	12	3				3	-9	
Number of educational tour conducted		0	2	2	1	5	0				0	-5	
Number of Revalidation of Site Conducted (Desktop)		2	0	2	0	4	3				3	-1	
Number of Revalidation of Site Conducted (Actual)		2	0	2	0	4	1				1	-3	
Number of Scientific Visit/Study Tour Conducted		0	1	2	1	4	0				0	-4	
Number of consultancies		2	1	1	2	6	0				0	-6	
Number of Nuclear Caravan Conducted		1	1	1	0	3	0				0	-3	

QUARTERLY PHYSICAL REPORT OF OPERATION
As of 1st Quarter 2024

Department: Department of Energy (DOE)
Agency: Office of the Secretary
Organization: 09 001 0000000

Particulars	UACS CODE	Physical Target (Budget Year)					Physical Accomplishment (Budget Year)					Variance (13=12-7)	Remarks (1st Quarter)
		1st Quarter	2nd Quarter	3rd Quarter	4th Quarter	Total (7=3+4+5+6)	1st Quarter	2nd Quarter	3rd Quarter	4th Quarter	Total (12=8+9+10+11)		
1	2	3	4	5	6	7	8	9	10	11	12	13	14
Strategic Promotion of Petroleum Exploration through the Philippine Conventional Energy Contracting Program (PCECP)													
Number of workshops, meetings, consultations, ceremonies, Special Promotion activities, inter-government meetings, PDA Launch, or similar events conducted		6	6	5	6	23	36				36	13	PCECP Engagements Breakdown: 1. Pre-Determined Area (PDA) Launching Ceremony: One (1) 2. PDA Pre-Submission Conference: One (1) 3. Stakeholders Meeting: Thirteen (13) 4. Organizational Meeting: Fourteen (14) 5. Inter-Governmental Meeting: Three (3) 6. Inter-Agency Meeting: Four (4)
Number of Service Contracts formally endorsed to the President		0	0	0	1	1	0				0	-1	No Petroleum Service Contract applications were endorsed to the Office of the President in the 1Q. However, resolution of issues/concerns of pending application/s is underway prior to endorsing to the Office of the President. Previous endorsements made to the Office of the President on the Award of PSCs include the following: 1. NA-6: 19 November 2021 2. NA-10: 23 November 2023 3. PDA-3: 21 December 2023
Number of Petroleum Service Contract (PSC) awarded		0	0	0	0	0	0				0	0	Awarding of PSC is only applicable upon approval of the endorsement to the Office of the President
Number of requests (nomination / pre-bidding) processed		1	1	1	1	4	2				2	-2	Area Clearance (processed): 1. Approved: Nido Petroleum Philippines (Offshore NW Palawan) - application for Development & Production PSC *On Process: PCECP Area Clearance of Gas2Grid Pte. Ltd. over Visayan Basin Nomination (processed): 1. Approved: Nido Petroleum Philippines (Offshore NW Palawan) - application for Development & Production PSC Publication (processed): 1. No publication/s made
Number of international promotional activities conducted (bilateral meetings, roadshows)		0	2	1	1	4	0				0	-4	Majority of the targeted International Roadshows in CY2024 falls beyond the 1Q of the year
Number of local promotional activities / IECs conducted		0	2	1	1	4	3				3	-1	IECs: 1. IEC in Davao City (04 - 06 March 2024) 2. IEC in GenSan City (06 - 08 March 2024) 3. IEC in Cebu City (13 - 15 March 2024)
Number of technical / management personnel trained		0	13	13	14	40	0				0	-40	Majority of the targeted trainings/capacity-building of personnel falls beyond the 1Q of the year to give ample time for preparation and evaluation of requirements

QUARTERLY PHYSICAL REPORT OF OPERATION
As of 1st Quarter 2024

Department: Department of Energy (DOE)
Agency: Office of the Secretary
Organization: 09 001 0000000


Particulars	UACS CODE	Physical Target (Budget Year)					Physical Accomplishment (Budget Year)					Variance (13=12-7)	Remarks (1st Quarter)
		1st Quarter	2nd Quarter	3rd Quarter	4th Quarter	Total (7=3+4+5+6)	1st Quarter	2nd Quarter	3rd Quarter	4th Quarter	Total (12=8+9+10+11)		
1	2	3	4	5	6	7	8	9	10	11	12	13	14
Total Electrification Project (TEP)													
Number of assessment/ review/ evaluation/ IECs/ PubCons/ coordination meetings/ focus group conducted on total electrification		2	2	2	2	8	1				1	-7	Conducted Virtual Consultation Workshop on Draft Department Circular "Prescribing Guidelines for the Local Total Electrification Roadmap (LTER) of the Distribution Utilities" dated 25 March 2024
Number of electrification project areas inspected							0				0	0	No projects inspected for 1Q 2024
Number of approved Total Electrification Projects							0				0	0	No projects approved for 1Q 2024
Comprehensive Regional Energy Study in the Philippines (CRESP)													
Number of Workshops, Meetings, and Trainings Conducted		3	5	98	8	114	3				3	-111	
Number of Data Collection and Data Processing Activities Conducted		0	22	0	27	49	0				0	-49	
Number of IEC and Data Dissemination Activities Conducted		0	0	0	1	1	0				0	-1	


Prepared by:

In coordination with:

Approved by:


HERSHEY T. DELA CRUZ
Chief
Energy Cooperation and Coordination Division


MICHAEL O. SINOCRUZ
Director
Energy Policy and Planning Bureau


FELIX WILLIAM B. FUENTEBELLA
Undersecretary
Department of Energy