


QUARTERLY REPORT OF REVENUE AND OTHER RECEIPTS
As at the Quarter Ending June 30, 2020


Department : Department of Energy (DOE)
 Agency : Office of the Secretary
 Operating Unit : < not applicable >
 Organization Code : 09 001 0000000
 Fund Cluster : 01 - Regular Agency Fund

Classification/Sources of Revenue and Other Receipts	UACS CODE	REVENUE TARGET (Annual) per BESF	Actual Revenue and Other Receipts Collections				Total	Cumulative Remittance/Deposits to Date			Variance		Remarks
			1st Quarter Ending March 31	2nd Quarter Ending June 30	3rd Quarter Ending Sept. 30	4th Quarter Ending Dec. 31		Remittance to BTr	Deposited with AGDB	TOTAL	Amount	%	
1	2	3	4	5	6	7	8=[(6+(-)7)-8+9]	9	10	11=(9+10)	12=(8-3)	13=(12/3)	14
Regular Agency Fund		25,000.00	2,339.00	2,895.95	0.00	0.00	5,234.95	5,234.95	0.00	5,234.95	(19,765.05)		-79 %
Revenue Collections		25,000.00	2,339.00	2,895.95	0.00	0.00	5,234.95	5,234.95	0.00	5,234.95	(19,765.05)		-79 %
Non-Cash Revenue		25,000.00	2,339.00	2,895.95	0.00	0.00	5,234.95	5,234.95	0.00	5,234.95	(19,765.05)		-79 %
Non-Tax		25,000.00	2,339.00	2,895.95	0.00	0.00	5,234.95	5,234.95	0.00	5,234.95	(19,765.05)		-79 %
Other Service Income	4020199099	25,000.00	2,339.00	2,895.95	0.00	0.00	5,234.95	5,234.95	0.00	5,234.95	(19,765.05)		-79 %
TOTAL		25,000.00	2,339.00	2,895.95	0.00	0.00	5,234.95	5,234.95	0.00	5,234.95	(19,765.05)		-79 %

Certified Correct:


MYRNA G. PENARANDA
 OIC, CHIEF- ACCOUNTING DIVISION
 Date:

Recommending Approval:


ARACELI A.S. SOLUTA
 DIRECTOR, FINANCIAL SERVICES
 Date:

Approved By:



RAUL B. AGUILOS, CESOI
 UNDERSECRETARY
 Date:


QUARTERLY REPORT OF REVENUE AND OTHER RECEIPTS
As at the Quarter Ending June 30, 2020


FAR No. 1

Department : Department of Energy (DOE)
Agency : Office of the Secretary
Operating Unit : < not applicable >
Organization Code : 09 001 000000
Fund Cluster : 03 - Special Account - Locally Funded/Domestic Grants Fund

Classification/Sources of Revenue and Other Receipts	UACS CODE	REVENUE TARGET (Annual) per BESF	Actual Revenue and Other Receipts Collections					Cumulative Remittance/Deposits to Date			Variance		Remarks	
			1st Quarter Ending March 31	2nd Quarter Ending June 30	3rd Quarter Ending Sept. 30	4th Quarter Ending Dec. 31	Total	Remittance to BTR	Deposited with AGDB	TOTAL	Amount	%		
1	2	3	4	5	6	7	8=[(6+(-)7)-8+9]	9	10	11=(9+10)	12=(8-3)	13=(12/3)	14	
Special Account - Locally Funded/Domestic Grants Fund		52,817,737.00	5,923,853,979.00	3,067,104,954.99		0.00	0.00	8,990,958,933.99	8,990,955,183.99	0.00	8,990,955,183.99	8,938,141,196.99	16.923 %	
Revenue Collections		52,817,737.00	5,923,853,979.00	3,067,104,954.99		0.00	0.00	8,990,958,933.99	8,990,955,183.99	0.00	8,990,955,183.99	8,938,141,196.99	16.923 %	
Non-Cash Revenue		52,817,737.00	5,923,853,979.00	3,067,104,954.99		0.00	0.00	8,990,958,933.99	8,990,955,183.99	0.00	8,990,955,183.99	8,938,141,196.99	16.923 %	
Non-Tax		52,817,737.00	5,923,853,979.00	3,067,104,954.99		0.00	0.00	8,990,958,933.99	8,990,955,183.99	0.00	8,990,955,183.99	8,938,141,196.99	16.923 %	
Other Permit Fees	4020101099	482,000.00	156,200.00	15,500.00		0.00	0.00	171,700.00	171,700.00	0.00	171,700.00	(310,300.00)	-64 %	
Certification Fees	4020104002	4,979,000.00	1,439,950.00	442,350.00		0.00	0.00	1,882,300.00	1,882,300.00	0.00	1,882,300.00	(3,096,700.00)	-62 %	
Accreditation Fees	4020111001	406,000.00	205,865.00	12,900.00		0.00	0.00	218,765.00	218,765.00	0.00	218,765.00	(187,235.00)	-46 %	
Other Processing Fees	4020113099	3,454,000.00	2,044,399.00	141,650.00		0.00	0.00	2,186,049.00	2,182,299.00	0.00	2,182,299.00	(1,267,951.00)	-37 %	The difference between Total of Actual Revenue and Other Receipts Collections to Remittance to BTR pertains to collections on June 30, 2020 which were subsequently deposited on July 01.
Fines and Penalties - Service Income	4020114000	5,500,000.00	1,089,766.80	229,250.00		0.00	0.00	1,319,016.80	1,319,016.80	0.00	1,319,016.80	(4,180,983.20)	-76 %	
Other Service Income	4020199099	11,926,000.00	13,536,412.32	3,134,171.53		0.00	0.00	16,670,583.85	16,670,583.85	0.00	16,670,583.85	4,744,583.85	40 %	
Share from National Wealth	4040101000	26,070,737.00	5,905,381,385.88	3,063,129,133.46		0.00	0.00	8,968,510,519.34	8,968,510,519.34	0.00	8,968,510,519.34	8,942,439,782.34	34.301 %	
TOTAL		52,817,737.00	5,923,853,979.00	3,067,104,954.99		0.00	0.00	8,990,958,933.99	8,990,955,183.99	0.00	8,990,955,183.99	8,938,141,196.99	16.923 %	

Certified Correct:

MYRNA G. PENARANDA
OIC, CHIEF- ACCOUNTING DIVISION
Date: 7-Jul-20

Recommending Approval:

ARACELI A.S. SOLUTA
DIRECTOR, FINANCIAL SERVICES
Date: 7-Jul-20

Approved By:

RAUL B. AGUILO CESOSA
UNDERSECRETARY
Date: 7-Jul-20