


QUARTERLY REPORT OF REVENUE AND OTHER RECEIPTS  
As at the Quarter Ending December 31, 2019

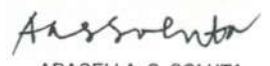
Department : Department of Energy (DOE)  
Agency : Office of the Secretary  
Operating Unit : < not applicable >  
Organization Code : 09 001 0000000  
Fund Cluster : 01 - Regular Agency Fund

Classification/Sources of Revenue and Other Receipts	UACS CODE	REVENUE TARGET (Annual) per BESF	Actual Revenue and Other Receipts Collections					Cumulative Remittance/Deposits to Date			Variance		Remarks
			1st Quarter Ending March 31	2nd Quarter Ending June 30	3rd Quarter Ending Sept. 30	4th Quarter Ending Dec. 31	Total	Remittance to BTr	Deposited with AGDB	TOTAL	Amount	%	
1	2	3	4	5	6	7	8=[(6+(-)7)-8+9]	9	10	11=(9+10)	12=(8-3)	13=(12/3)	14
Regular Agency Fund		25,000.00	25,566.23	6,235.81	29,536.53	37,457.42	98,795.99	98,795.99	0.00	98,795.99	73,795.99	295 %	
Revenue Collections		25,000.00	25,566.23	6,235.81	29,536.53	37,457.42	98,795.99	98,795.99	0.00	98,795.99	73,795.99	295 %	
Non-Cash Revenue		25,000.00	25,566.23	6,235.81	29,536.53	37,457.42	98,795.99	98,795.99	0.00	98,795.99	73,795.99	295 %	
Non-Tax		25,000.00	25,566.23	6,235.81	29,536.53	37,457.42	98,795.99	98,795.99	0.00	98,795.99	73,795.99	295 %	
Other Service Income	4020199099	25,000.00	25,566.23	6,235.81	29,536.53	37,457.42	98,795.99	98,795.99	0.00	98,795.99	73,795.99	295 %	
Non-Revenue Collections/Other Receipts		0.00	0.00	0.00	0.00	0.00	0.00	0.00	0.00	0.00	0.00	0 %	
Not Applicable		0.00	0.00	0.00	0.00	0.00	0.00	0.00	0.00	0.00	0.00	0 %	
Not Applicable		0.00	0.00	0.00	0.00	0.00	0.00	0.00	0.00	0.00	0.00	0 %	
Other Service Income	4020199099	0.00	0.00	0.00	0.00	0.00	0.00	0.00	0.00	0.00	0.00	0 %	
<b>TOTAL</b>		<b>25,000.00</b>	<b>25,566.23</b>	<b>6,235.81</b>	<b>29,536.53</b>	<b>37,457.42</b>	<b>98,795.99</b>	<b>98,795.99</b>	<b>0.00</b>	<b>98,795.99</b>	<b>73,795.99</b>	<b>295 %</b>	


Certified Correct:

  
MYRNA G. PEÑARANDA  
OIC, Chief Accountant  
Date: 06 January 2020


Recommending Approval:

  
ARACELIA S. SOLUTA  
Director III, Financial Services  
Date: 06 January 2020

Approved By:

  
RAUL B. AGUILOS, CESO I  
Undersecretary  
Date: 06 January 2020

This report was generated using the Unified Reporting System on 06/01/2020 version FAR5.1.1

Office of the Auditor  
Department of Energy  
**RECEIVED**  
By:   
Date: JAN 10 2020

QUARTERLY REPORT OF REVENUE AND OTHER RECEIPTS

As at the Quarter Ending December 31, 2019

Department : Department of Energy (DOE)  
 Agency : Office of the Secretary  
 Operating Unit : < not applicable >  
 Organization Code : 09 001 0000000  
 Fund Cluster : 03 - Special Account - Locally Funded/Domestic Grants Fund


Classification/Sources of Revenue and Other Receipts	UACS CODE	REVENUE TARGET (Annual) per BESF	Actual Revenue and Other Receipts Collections					Cumulative Remittance/Deposits to Date			Variance		Remarks
			1st Quarter Ending March 31	2nd Quarter Ending June 30	3rd Quarter Ending Sept. 30	4th Quarter Ending Dec. 31	Total	Remittance to BTr	Deposited with AGDB	TOTAL	Amount	%	
1	2	3	4	5	6	7	8=[(6+(-)7)-8+9]	9	10	11=(9+10)	12=(8-3)	13=(12/3)	14
Special Account - Locally Funded/Domestic Grants Fund		29,179,507,000.00	7,788,798,641.93	8,078,554,687.60	8,642,090,328.78	6,813,794,713.05	31,323,238,371.36	31,320,993,712.58	0.00	31,320,993,712.58	2,143,731,371.36	7 %	
Revenue Collections		29,179,507,000.00	7,788,798,641.93	8,078,554,687.60	8,642,090,328.78	6,813,794,713.05	31,323,238,371.36	31,320,993,712.58	0.00	31,320,993,712.58	2,143,731,371.36	7 %	
Non-Cash Revenue		29,179,507,000.00	7,788,798,641.93	8,078,554,687.60	8,642,090,328.78	6,813,794,713.05	31,323,238,371.36	31,320,993,712.58	0.00	31,320,993,712.58	2,143,731,371.36	7 %	
Non-Tax		29,179,507,000.00	7,788,798,641.93	8,078,554,687.60	8,642,090,328.78	6,813,794,713.05	31,323,238,371.36	31,320,993,712.58	0.00	31,320,993,712.58	2,143,731,371.36	7 %	
Other Permit Fees	4020101099	131,000.00	159,850.00	177,682.50	164,750.00	175,700.00	677,982.50	676,682.50	0.00	676,682.50	546,982.50	418 %	The difference between Total of Actual Revenue and Other Receipts Collections to Remittance to BTr pertains to collections on December 27, 2019 which were subsequently deposited on January 02, 2020
Certification Fees	4020104002	5,485,000.00	2,168,010.00	1,480,650.00	7,989,640.00	3,869,550.00	15,307,850.00	15,270,300.00	0.00	15,270,300.00	9,822,850.00	179 %	The difference between Total of Actual Revenue and Other Receipts Collections to Remittance to BTr pertains to collections on December 27, 2019 which were subsequently deposited on January 02, 2020
Accreditation Fees	4020111001	40,000.00	202,912.50	199,260.00	247,375.00	65,450.00	714,997.50	714,997.50	0.00	714,997.50	674,997.50	1,687 %	The difference between Total of Actual Revenue and Other Receipts Collections to Remittance to BTr pertains to collections on December 27, 2019 which were subsequently deposited on January 02, 2020
Other Processing Fees	4020113099	2,913,000.00	1,399,160.00	1,959,485.86	3,016,363.00	2,032,298.64	8,407,307.50	8,306,997.50	0.00	8,306,997.50	5,494,307.50	189 %	The difference between Total of Actual Revenue and Other Receipts Collections to Remittance to BTr pertains to collections

This report was generated using the Unified Reporting System on null version FAR5.1.1

Department : Department of Energy (DOE)  
 Agency : Office of the Secretary  
 Operating Unit : < not applicable >  
 Organization Code : 09 001 000000  
 Fund Cluster : 03 - Special Account - Locally Funded/Domestic Grants Fund


Classification/Sources of Revenue and Other Receipts	UACS CODE	REVENUE TARGET (Annual) per BESF	Actual Revenue and Other Receipts Collections					Cumulative Remittance/Deposits to Date			Variance		Remarks	
			1st Quarter Ending March 31	2nd Quarter Ending June 30	3rd Quarter Ending Sept. 30	4th Quarter Ending Dec. 31	Total	Remittance to BTr	Deposited with AGDB	TOTAL	Amount	%		
1	2	3	4	5	6	7	8=[(6+(-)7)-8+9]	9	10	11=(9+10)	12=(8-3)	13=(12/3)	14	
Fines and Penalties - Service Income	4020114000	4,300,000.00	2,342,200.00	3,447,900.00	4,401,763.89	5,205,296.11	15,397,160.00	15,377,160.00	0.00	15,377,160.00	11,097,160.00		258 %	on December 27, 2019 which were subsequently deposited on January 02, 2020 The difference between Total of Actual Revenue and Other Receipts Collections to Remittance to BTr pertains to collections on December 27, 2019 which were subsequently deposited on January 02, 2020
Other Service Income	4020199099	4,405,000.00	9,080,500.84	1,550,282.92	5,184,325.37	5,892,814.12	21,707,923.25	21,648,873.25	0.00	21,648,873.25	17,302,923.25		393 %	The difference between Total of Actual Revenue and Other Receipts Collections to Remittance to BTr pertains to collections on December 27, 2019 which were subsequently deposited on January 02, 2020
Share from National Wealth	4040101000	29,162,233,000.00	7,773,446,008.59	8,069,739,426.32	8,621,086,111.52	8,796,753,804.18	31,261,025,150.61	31,258,998,701.83	0.00	31,258,998,701.83	2,098,792,150.61		7 %	The difference between Total of Actual Revenue and Other Receipts Collections to Remittance to BTr pertains to collections on December 27, 2019 which were subsequently deposited on January 02, 2020
<b>TOTAL</b>		<b>29,179,507,000.00</b>	<b>7,788,798,641.93</b>	<b>8,078,554,687.60</b>	<b>8,642,090,328.78</b>	<b>8,813,794,713.05</b>	<b>31,323,238,371.36</b>	<b>31,320,993,712.58</b>	<b>0.00</b>	<b>31,320,993,712.58</b>	<b>2,143,731,371.36</b>		<b>7 %</b>	

Certified Correct:

  
 MYRNA G. PEÑARANDA  
 OIC, Chief Accountant

Date: 06 January 2020

Recommending Approval:

  
 ARACELIA S. SOLUTA  
 Director III, Financial Services

Date: 06 January 2020

Approved By:

  
 RAUL B. AGUILOS CESOS  
 Undersecretary

Date: 06 January 2020

Office of the Auditor  
 Department of Energy

RECEIVED

By: c/o Kath  
 JAN 10 2020