


QUARTERLY REPORT OF REVENUE AND OTHER RECEIPTS
As at the Quarter Ending September 30, 2024


Department : Department of Energy (DOE)
Agency/Entity : Office of the Secretary
Operating Unit : < not applicable >
Organization Code (UACS) : 09 001 0000000
Fund Cluster : 01 - Regular Agency Fund

Classification/Sources of Revenue and Other Receipts	UACS CODE	REVENUE TARGET (Annual) per BESF	Actual Revenue and Other Receipts Collections				Cumulative Remittance/Deposits to Date			Variance		Remarks	
			1st Quarter Ending March 31	2nd Quarter Ending June 30	3rd Quarter Ending September 30	4th Quarter Ending December 31	Total	Remittance to BTr	Deposited with AGDB	Total	Amount		%
			4	5	6	7	8=(4+5+6+7)	9	10	11=(9+10)	12=(8-3)		13=(12/3)
Regular Agency Fund		25,000.00	3,597,622.52	9,911,299.01	14,404,115.50	0.00	27,883,037.03	26,240,329.33	0.00	26,240,329.33	27,858,037.03	111,432 %	
Revenue Collections		25,000.00	407,581.33	19,854.23	53,794.74	0.00	481,230.30	481,230.30	0.00	481,230.30	456,230.30	1,825 %	
Cash Revenue		25,000.00	407,581.33	19,854.23	53,794.74	0.00	481,230.30	481,230.30	0.00	481,230.30	456,230.30	1,825 %	
Non-Tax		25,000.00	407,581.33	19,854.23	53,794.74	0.00	481,230.30	481,230.30	0.00	481,230.30	456,230.30	1,825 %	
Other Service Income	4020190099	25,000.00	407,581.33	19,854.23	53,794.74	0.00	481,230.30	481,230.30	0.00	481,230.30	456,230.30	1,825 %	
Non-Revenue Collections/Other Receipts		0.00	3,160,041.19	9,891,444.78	14,350,320.76	0.00	27,401,806.73	25,759,099.03	0.00	25,759,099.03	27,401,806.73	0 %	
Cash Receipts		0.00	3,027,937.06	9,832,378.56	12,898,783.41	0.00	25,759,099.03	25,759,099.03	0.00	25,759,099.03	25,759,099.03	0 %	
Others		0.00	3,027,937.06	9,832,378.56	12,898,783.41	0.00	25,759,099.03	25,759,099.03	0.00	25,759,099.03	25,759,099.03	0 %	
Petty Cash	1010102000	0.00	94,908.47	0.00	0.00	0.00	94,908.47	94,908.47	0.00	94,908.47	94,908.47	0 %	
Due from National Government Agencies	1030301000	0.00	2,075,825.72	7,371,692.32	0.00	0.00	9,447,518.04	9,447,518.04	0.00	9,447,518.04	9,447,518.04	0 %	
Receivables - Disallowances/Charges	1030501000	0.00	25,000.00	6,000.00	33,500.00	0.00	64,500.00	64,500.00	0.00	64,500.00	64,500.00	0 %	
Due from Officers and Employees	1030502000	0.00	0.00	21,758.71	0.00	0.00	21,758.71	21,758.71	0.00	21,758.71	21,758.71	0 %	
Due from Non-Government Organizations/People's Organizations	1030503000	0.00	0.00	0.00	12,733,126.41	0.00	12,733,126.41	12,733,126.41	0.00	12,733,126.41	12,733,126.41	0 %	
Advances to Officers and Employees	1990104000	0.00	561,536.07	490,217.63	119,486.02	0.00	1,171,249.72	1,171,249.72	0.00	1,171,249.72	1,171,249.72	0 %	
Due to Officers and Employees	2010102000	0.00	0.00	0.00	1,000.00	0.00	1,000.00	1,000.00	0.00	1,000.00	1,000.00	0 %	
Government Equity	3010101000	0.00	0.00	1,940,209.90	0.00	0.00	1,940,209.90	1,940,209.90	0.00	1,940,209.90	1,940,209.90	0 %	
PERA - Civilian	5010201001	0.00	13,840.00	0.00	0.00	0.00	13,840.00	13,840.00	0.00	13,840.00	13,840.00	0 %	
Other Personnel Benefits	5010499099	0.00	256,826.80	0.00	6,660.98	0.00	263,487.78	263,487.78	0.00	263,487.78	263,487.78	0 %	
Traveling Expenses - Local	5020101000	0.00	0.00	2,500.00	5,000.00	0.00	7,500.00	7,500.00	0.00	7,500.00	7,500.00	0 %	
Non-Cash Receipts		0.00	132,104.13	59,088.22	1,451,537.35	0.00	1,642,707.70	0.00	0.00	0.00	1,642,707.70	0 %	
Collections effected through outright deductions from claims		0.00	132,104.13	59,088.22	1,451,537.35	0.00	1,642,707.70	0.00	0.00	0.00	1,642,707.70	0 %	
Due from Officers and Employees	1030502000	0.00	44,088.89	0.00	0.00	0.00	44,088.89	0.00	0.00	0.00	44,088.89	0 %	
Due to Officers and Employees	2010102000	0.00	1,182.75	0.00	0.00	0.00	1,182.75	0.00	0.00	0.00	1,182.75	0 %	
Fines and Penalties - Business Income	4020223000	0.00	0.00	0.00	1,392,471.16	0.00	1,392,471.16	0.00	0.00	0.00	1,392,471.16	0 %	
Basic Salary - Civilian	5010101001	0.00	28,766.27	0.00	0.00	0.00	28,766.27	0.00	0.00	0.00	28,766.27	0 %	
Other Personnel Benefits	5010499099	0.00	58,066.22	59,066.22	59,066.19	0.00	176,198.63	0.00	0.00	0.00	176,198.63	0 %	
GRAND TOTAL		25,000.00	3,597,622.52	9,911,299.01	14,404,115.50	0.00	27,883,037.03	26,240,329.33	0.00	26,240,329.33	27,858,037.03	111,432 %	


Certified Correct:


HELEN C.ROLDAN
OIC-CHIEF, ACCOUNTING DIVISION
Date: October 3, 2024 10:13 AM

Recommending Approval By:


AGUSTUS CESAR A. NAVARRO
DIRECTOR III, FINANCIAL SERVICES
Date: October 3, 2024 10:14 AM

Approved By:


SHARON S. GARIN
UNDERSECRETARY
Date: October 3, 2024 10:15 AM