

QUARTERLY REPORT OF REVENUE AND OTHER RECEIPTS

As at the Quarter Ending September 30, 2022

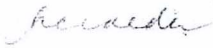
Department : Department of Energy (DOE)
 Agency : Office of the Secretary
 Operating Unit : < not applicable >
 Organization Code (UACS) : 09 001 0000000
 Fund Cluster : 03 - Special Account - Locally Funded/Domestic Grants Fund

Classification/Sources of Revenue and Other Receipts	UACS CODE	REVENUE TARGET (Annual) per BESF	Actual Revenue and Other Receipts Collections					Cumulative Remittance/Deposits to Date			Variance		Remarks
			1st Quarter Ending March 31	2nd Quarter Ending June 30	3rd Quarter Ending Sept. 30	4th Quarter Ending Dec. 31	Total	Remittance to BTr	Deposited with AGDB	TOTAL	Amount	%	
1	2	3	4	5	6	7	8=[(6+(-)7)-8+9]	9	10	11=(9+10)	12=(8-3)	13=(12/3)	14
Special Account - Locally Funded/Domestic Grants Fund		19,769,999,000.00	8,152,557,667.66	12,517,974,984.94	12,016,416,363.87	0.00	32,686,949,016.47	32,702,767,987.71	0.00	32,702,767,987.71	12,916,950,016.47	65 %	
Revenue Collections		19,769,999,000.00	8,151,969,776.53	12,512,559,265.52	12,014,336,581.52	0.00	32,678,865,623.57	32,694,775,894.81	0.00	32,694,775,894.81	12,908,866,623.57	65 %	
Cash Revenue		19,769,999,000.00	8,151,969,776.53	12,512,559,265.52	12,014,336,581.52	0.00	32,678,865,623.57	32,694,775,894.81	0.00	32,694,775,894.81	12,908,866,623.57	65 %	
Non-Tax		19,769,999,000.00	8,151,969,776.53	12,512,559,265.52	12,014,336,581.52	0.00	32,678,865,623.57	32,694,775,894.81	0.00	32,694,775,894.81	12,908,866,623.57	65 %	
Other Permit Fees	4020101099	246,000.00	265,400.00	341,900.00	243,650.00	0.00	850,950.00	967,400.00	0.00	967,400.00	604,950.00	246 %	
Certification Fees	4020104002	1,445,000.00	1,850,050.00	7,717,100.00	8,790,650.00	0.00	18,357,800.00	18,615,100.00	0.00	18,615,100.00	16,912,800.00	1,170 %	
Other Verification and Authentication Fees	4020111099	81,000.00	68,180.00	2,070.00	25,900.00	0.00	96,150.00	96,700.00	0.00	96,700.00	15,150.00	19 %	
Other Processing Fees	4020113099	2,224,000.00	4,228,062.92	4,757,569.63	4,691,344.82	0.00	13,676,977.37	13,917,521.81	0.00	13,917,521.81	11,452,977.37	515 %	
Fines and Penalties - Service Income	4020114000	5,500,000.00	2,253,667.33	10,528,920.01	6,827,018.53	0.00	19,609,605.87	19,875,605.54	0.00	19,875,605.54	14,109,605.87	257 %	
Other Service Income	4020199099	18,692,000.00	127,969,303.03	110,292,144.07	85,781,812.83	0.00	324,043,259.93	326,448,507.64	0.00	326,448,507.64	305,351,259.93	1,634 %	This includes collections for Training Commitment Fund and Development Assistance Fund
Rent/Lease Income	4020205000	0.00	0.00	5,600,000.00	0.00	0.00	5,600,000.00	5,600,000.00	0.00	5,600,000.00	5,600,000.00	0 %	
Interest on Advances to GOCCs	4020221002	0.00	1,668.14	63,965.29	14,257.83	0.00	79,891.26	79,891.26	0.00	79,891.26	79,891.26	0 %	
Share from National Wealth	4040101000	19,741,811,000.00	8,015,333,445.11	12,373,250,861.44	11,907,955,187.26	0.00	32,296,539,493.81	32,309,163,673.23	0.00	32,309,163,673.23	12,554,728,493.81	64 %	This includes the 40% Share of LGUs and the 1.5% share of the Renewable Energy Trust Fund (RETF) on the collections from conventional energy service contractors.
Miscellaneous Income	4060999000	0.00	0.00	4,735.08	6,760.25	0.00	11,495.33	11,495.33	0.00	11,495.33	11,495.33	0 %	This pertain to collections from accountable officers for lost of property
Non-Revenue Collections/Other Receipts		0.00	587,891.13	5,415,719.42	2,079,782.35	0.00	8,083,392.90	7,992,092.90	0.00	7,992,092.90	8,083,392.90	0 %	
Cash Receipts		0.00	587,891.13	5,415,719.42	2,079,782.35	0.00	8,083,392.90	7,992,092.90	0.00	7,992,092.90	8,083,392.90	0 %	
Others		0.00	587,891.13	5,415,719.42	2,079,782.35	0.00	8,083,392.90	7,992,092.90	0.00	7,992,092.90	8,083,392.90	0 %	
Due from National Government Agencies	1030301000	0.00	489,389.35	2,046,517.22	855,626.31	0.00	3,391,532.88	3,391,532.88	0.00	3,391,532.88	3,391,532.88	0 %	
Due from Government-Owned and/or Controlled Corporations	1030302000	0.00	0.00	198,557.71	728,800.00	0.00	927,357.71	836,057.71	0.00	836,057.71	927,357.71	0 %	
Due from Officers and Employees	1030502000	0.00	2,400.00	0.00	0.00	0.00	2,400.00	2,400.00	0.00	2,400.00	2,400.00	0 %	
Due from Non-Government Organizations/People's Organizations	1030503000	0.00	0.00	720,875.25	0.00	0.00	720,875.25	720,875.25	0.00	720,875.25	720,875.25	0 %	

Department : Department of Energy (DOE)
 Agency : Office of the Secretary
 Operating Unit : < not applicable >
 Organization Code (UACS) : 09 001 0000000
 Fund Cluster : 03 - Special Account - Locally Funded/Domestic Grants Fund


Classification/Sources of Revenue and Other Receipts	UACS CODE	REVENUE TARGET (Annual) per BESF	Actual Revenue and Other Receipts Collections					Cumulative Remittance/Deposits to Date			Variance		Remarks
			1st Quarter Ending March 31	2nd Quarter Ending June 30	3rd Quarter Ending Sept. 30	4th Quarter Ending Dec. 31	Total	Remittance to BTr	Deposited with AGDB	TOTAL	Amount	%	
1	2	3	4	5	6	7	8=[(6+(-)7)-8+9]	9	10	11=(9+10)	12=(8-3)	13=(12/3)	14
Advances for Operation Expenses	1990101000	0.00	0.00	2,409,009.34	0.00	0.00	2,409,009.34	2,409,009.34	0.00	2,409,009.34	2,409,009.34	0%	
Advances for Special Disbursing Officer	1990103000	0.00	32,047.45	15,817.50	458,966.00	0.00	504,830.95	504,830.95	0.00	504,830.95	504,830.95	0%	
Advances to Officers and Employees	1990104000	0.00	0.00	24,942.40	38,390.04	0.00	63,332.44	63,332.44	0.00	63,332.44	63,332.44	0%	
Government Equity	3010101000	0.00	64,054.33	0.00	0.00	0.00	64,054.33	64,054.33	0.00	64,054.33	64,054.33	0%	Unutilized balance of PTA cards per COA SAO Report No. 2021-07/PTAP
TOTAL		19,769,999,000.00	8,152,557,667.66	12,517,974,984.94	12,016,416,363.87	0.00	32,686,949,016.47	32,702,767,987.71	0.00	32,702,767,987.71	12,916,950,016.47	65%	

Certified Correct:


 HELEN C. ROLDAN
 OIC-CHIEF, ACCOUNTING DIVISION


Date: 3-Oct-22

Recommending Approval:


 AGUSTUS CESAR A. NAVARRO
 OIC-DIRECTOR, FINANCIAL SERVICES

Date: 3-Oct-22

Approved By:


 FELIX WILLIAM B. FUENTESELLA
 UNDERSECRETARY

Date: 3-Oct-22

Original - 3/16/22