

MONTHLY REPORT OF DISBURSEMENTS  
For the month of August 2024


Department : Department of Energy (DOE)  
 Agency/Entity : Office of the Secretary  
 Operating Unit : < not applicable >  
 Organization Code : 09 001 000000  
 Fund Cluster : 03 - Special Account - Locally Funded/Domestic Grants Fund  
 (e.g. UACS Fund Cluster: 01-Regular Agency Fund, 02-Foreign Assisted Projects Fund, 03-Special Account-Locally Funded/Domestic Grants Fund, etc.)


Particulars	Current Year Budget					Prior Year's Budget					Current Year's Accounts Payable					Trust Liabilities					Grand Total				REMARKS				
	PS	MOOE	FinEx	CO	TOTAL	PS	MOOE	FinEx	CO	Sub-Total	PS	MOOE	FinEx	CO	Sub-Total	TOTAL	SUB-TOTAL	PS	MOOE	CO	TOTAL	PS	MOOE	FinEx		CO	TOTAL		
1	2	3	4	5	6=(2+3+4+5)	7	8	9	10	11=(7+8+9+10)	12	13	14	15	16=	17=(11+16)	18=(6+17)	19	20	21	22=(19+20)	23	24	25	26	27=(23+24+25+26)	28		
CASH DISBURSEMENTS	0.00	9,005,437.87	0.00	0.00	9,005,437.87	0.00	1,416,214.96	0.00	372,702.79	1,788,917.75	0.00	425,421.16	0.00	1,474,216.31	1,899,637.47	3,688,555.22	12,693,993.09	0.00	0.00	0.00	0.00	0.00	0.00	10,847,073.99	0.00	1,846,919.10	12,693,993.09	0.00	
Notice of Cash Allocation	0.00	9,005,437.87	0.00	0.00	9,005,437.87	0.00	1,416,214.96	0.00	372,702.79	1,788,917.75	0.00	425,421.16	0.00	1,474,216.31	1,899,637.47	3,688,555.22	12,693,993.09	0.00	0.00	0.00	0.00	0.00	0.00	0.00	10,847,073.99	0.00	1,846,919.10	12,693,993.09	0.00
MDS Checks Issued	0.00	0.00	0.00	0.00	0.00	0.00	0.00	0.00	0.00	0.00	0.00	0.00	0.00	0.00	0.00	0.00	0.00	0.00	0.00	0.00	0.00	0.00	0.00	0.00	0.00	0.00	0.00	0.00	0.00
Advice to Debit Account	0.00	9,005,437.87	0.00	0.00	9,005,437.87	0.00	1,416,214.96	0.00	372,702.79	1,788,917.75	0.00	425,421.16	0.00	1,474,216.31	1,899,637.47	3,688,555.22	12,693,993.09	0.00	0.00	0.00	0.00	0.00	0.00	0.00	10,847,073.99	0.00	1,846,919.10	12,693,993.09	0.00
Notice of Transfer Allocations	0.00	0.00	0.00	0.00	0.00	0.00	0.00	0.00	0.00	0.00	0.00	0.00	0.00	0.00	0.00	0.00	0.00	0.00	0.00	0.00	0.00	0.00	0.00	0.00	0.00	0.00	0.00	0.00	0.00
MDS Checks Issued	0.00	0.00	0.00	0.00	0.00	0.00	0.00	0.00	0.00	0.00	0.00	0.00	0.00	0.00	0.00	0.00	0.00	0.00	0.00	0.00	0.00	0.00	0.00	0.00	0.00	0.00	0.00	0.00	0.00
Advice to Debit Account	0.00	0.00	0.00	0.00	0.00	0.00	0.00	0.00	0.00	0.00	0.00	0.00	0.00	0.00	0.00	0.00	0.00	0.00	0.00	0.00	0.00	0.00	0.00	0.00	0.00	0.00	0.00	0.00	0.00
Working Fund for FAPs	0.00	0.00	0.00	0.00	0.00	0.00	0.00	0.00	0.00	0.00	0.00	0.00	0.00	0.00	0.00	0.00	0.00	0.00	0.00	0.00	0.00	0.00	0.00	0.00	0.00	0.00	0.00	0.00	0.00
Cash Disbursement Ceiling	0.00	0.00	0.00	0.00	0.00	0.00	0.00	0.00	0.00	0.00	0.00	0.00	0.00	0.00	0.00	0.00	0.00	0.00	0.00	0.00	0.00	0.00	0.00	0.00	0.00	0.00	0.00	0.00	0.00
TOTAL CASH	0.00	9,005,437.87	0.00	0.00	9,005,437.87	0.00	1,416,214.96	0.00	372,702.79	1,788,917.75	0.00	425,421.16	0.00	1,474,216.31	1,899,637.47	3,688,555.22	12,693,993.09	0.00	0.00	0.00	0.00	0.00	0.00	0.00	10,847,073.99	0.00	1,846,919.10	12,693,993.09	0.00
NON-CASH DISBURSEMENTS	0.00	1,290,170.73	0.00	385,430.53	1,675,601.26	0.00	1,091.90	0.00	0.00	1,091.90	0.00	164,545.69	0.00	0.00	164,545.69	165,637.59	1,841,238.85	0.00	0.00	0.00	0.00	0.00	0.00	1,455,808.32	0.00	385,430.53	1,841,238.85	0.00	
Tax Remittance Advices	0.00	1,290,170.73	0.00	385,430.53	1,675,601.26	0.00	1,091.90	0.00	0.00	1,091.90	0.00	164,545.69	0.00	0.00	164,545.69	165,637.59	1,841,238.85	0.00	0.00	0.00	0.00	0.00	0.00	1,455,808.32	0.00	385,430.53	1,841,238.85	0.00	
Non-Cash Availment Authority	0.00	0.00	0.00	0.00	0.00	0.00	0.00	0.00	0.00	0.00	0.00	0.00	0.00	0.00	0.00	0.00	0.00	0.00	0.00	0.00	0.00	0.00	0.00	0.00	0.00	0.00	0.00	0.00	0.00
Disbursements effected through outright deductions from claims (please specify...)	0.00	0.00	0.00	0.00	0.00	0.00	0.00	0.00	0.00	0.00	0.00	0.00	0.00	0.00	0.00	0.00	0.00	0.00	0.00	0.00	0.00	0.00	0.00	0.00	0.00	0.00	0.00	0.00	0.00
Overpayment of expenses(e.g. personnel benefits)	0.00	0.00	0.00	0.00	0.00	0.00	0.00	0.00	0.00	0.00	0.00	0.00	0.00	0.00	0.00	0.00	0.00	0.00	0.00	0.00	0.00	0.00	0.00	0.00	0.00	0.00	0.00	0.00	0.00
Restitution for loss of government property	0.00	0.00	0.00	0.00	0.00	0.00	0.00	0.00	0.00	0.00	0.00	0.00	0.00	0.00	0.00	0.00	0.00	0.00	0.00	0.00	0.00	0.00	0.00	0.00	0.00	0.00	0.00	0.00	0.00
Liquidated damages and similar claims	0.00	0.00	0.00	0.00	0.00	0.00	0.00	0.00	0.00	0.00	0.00	0.00	0.00	0.00	0.00	0.00	0.00	0.00	0.00	0.00	0.00	0.00	0.00	0.00	0.00	0.00	0.00	0.00	0.00
Others(TEF, BTr, Documentary Stamp Tax, etc.)	0.00	0.00	0.00	0.00	0.00	0.00	0.00	0.00	0.00	0.00	0.00	0.00	0.00	0.00	0.00	0.00	0.00	0.00	0.00	0.00	0.00	0.00	0.00	0.00	0.00	0.00	0.00	0.00	0.00
TOTAL NON-CASH	0.00	1,290,170.73	0.00	385,430.53	1,675,601.26	0.00	1,091.90	0.00	0.00	1,091.90	0.00	164,545.69	0.00	0.00	164,545.69	165,637.59	1,841,238.85	0.00	0.00	0.00	0.00	0.00	0.00	1,455,808.32	0.00	385,430.53	1,841,238.85	0.00	
GRAND TOTAL	0.00	10,295,608.60	0.00	385,430.53	10,681,039.13	0.00	1,417,306.86	0.00	372,702.79	1,790,009.65	0.00	589,966.85	0.00	1,474,216.31	2,064,183.16	3,854,192.81	14,535,231.94	0.00	0.00	0.00	0.00	0.00	0.00	12,302,882.31	0.00	2,232,349.63	14,535,231.94	0.00	


**SUMMARY**

Particulars (1)	Previous Report (2)	This Month (3)	As at Date (4)
Total Disbursement Authorities Received	823,661,502.24	36,297,238.85	859,958,741.09
NCA	804,862,513.00	34,456,000.00	839,318,513.00
NTA	0.00	0.00	0.00
Working Fund	0.00	0.00	0.00
TRA	18,798,989.24	1,841,238.85	20,640,228.09
CDC	0.00	0.00	0.00
NCAA	0.00	0.00	0.00
Less: Notice of Transfer of Allocations (NTA)* issued	0.00	0.00	0.00
Total Disbursement Authorities Available	823,661,502.24	36,297,238.85	859,958,741.09
Less:	0.00	0.00	0.00
Lapsed NCA	0.00	0.00	0.00
Disbursements	675,169,155.36	14,535,231.94	689,704,387.30
Less: Other Non-Cash Disbursements	0.00	0.00	0.00
Disbursements effected through outright deductions from claims	0.00	0.00	0.00
Overpayment of expenses(e.g. personnel benefits)	0.00	0.00	0.00
Restitution for loss of government property	0.00	0.00	0.00
Liquidated damages and similar claims	0.00	0.00	0.00
Others (e.g. TEF, BTr, Docs Stamp, etc.)	0.00	0.00	0.00
Add/Less: Adjustments (e.g. cancelled/staled checks)	0.00	0.00	0.00
Balance of Disbursement Authorities as at date	148,492,346.88	21,762,006.91	170,254,353.79
Total Disbursements Program	823,661,502.24	36,297,238.85	859,958,741.09
Less: *Actual Disbursements	675,169,155.36	14,535,231.94	689,704,387.30
(Over)/Under spending	148,492,346.88	21,762,006.91	170,254,353.79

Notes: \* The use of NTA is discouraged  
 Notes: \*\* Amounts should tally with the grand total disbursement (column 27).

Certified Correct:  
  
 HELEN C. ROLDAN  
 OIC-CHIEF, ACCOUNTING DIVISION  
 Date: September 3, 2024 10:25 AM

Recommending Approval:  
  
 AGUSTUS CESAR ALONVARRO  
 DIRECTOR III, FINANCIAL SERVICES  
 Date: September 3, 2024 10:27 AM

Approved By:  
  
 SHARON S. GARRIN  
 UNDERSECRETARY  
 Date: September 3, 2024 10:34 AM