



In following-up, pls. cite DMS ref #

**2021-BE-0013017**

REPUBLIC OF THE PHILIPPINES  
**DEPARTMENT OF BUDGET AND MANAGEMENT**  
GENERAL SOLANO STREET, SAN MIGUEL, MANILA

**ACKNOWLEDGEMENT RECEIPT**

The **DEPARTMENT OF BUDGET AND MANAGEMENT** hereby acknowledges the receipt of your letter/request which has been uploaded to the DBM-Document Management System and routed to the appropriate office/s with the following information:

Sender: DOE - PERSONAL DELIVERY

Document Title: DOE-MRD FAR NO. 4 FUND 101, 151, 171, AND 102 FOR JANUARY 2021

Document Reference No: 2021-BE-0013017

Date and Time Uploaded: Friday, February 5, 2021 10:17:43 AM

Uploaded By: CRD RECEIVING GLENN

Routed To: BMB-E Christina E. Garcia


CC:

Total no of pages received: 1 copy and 4 pages

The determination of the completeness of the documentary requirements submitted, if any, is subject to the evaluation of the technical person in charge.

This receipt is system generated and does not require signature.

Received by:



DOCUMENT  
MANAGEMENT  
SYSTEM


MONTHLY REPORT OF DISBURSEMENTS  
For the month of January 2021


Department : Department of Energy (DOE)  
Agency/Entity : Office of the Secretary  
Operating Unit : < not applicable >  
Organization Code : 09 001 000000  
Fund Cluster : 01 Regular Agency Fund


Particulars	Current Year Budget					Prior Year's Budget											SUB-TOTAL	Trust Liabilities				Grand Total					Remarks	
	PS	MOOE	FinEx	CO	TOTAL	Prior Year's Accounts Payable					Current Year's Accounts Payable					TOTAL		PS	MOOE	CO	TOTAL	PS	MOOE	FinEx	CO	TOTAL		
						PS	MOOE	FinEx	CO	Sub-Total	PS	MOOE	FinEx	CO	Sub-Total													19
1	2	3	4	5	6=(2+3+4+5)	7	8	9	10	11=(7+8+9+10)	12	13	14	15	16=(12+13+14+15)	17=(11+16)	18=(17+18)	19	20	21	22=(19+20+21)	23	24	25	26	27=(23+24+25+26)	28	
CASH DISBURSEMENTS	24,247,453.60	3,416,519.93	0.00	0.00	27,732,973.43	24,656,280.61	15,133,748.36	0.00	4,925,021.60	44,715,050.56	0.00	0.00	0.00	0.00	44,715,050.56	72,448,023.89	0.00	0.00	0.00	0.00	48,803,734.11	18,619,268.28	0.00	4,925,021.60	72,448,023.89			
Notice of Cash Allocation (NCA)	24,247,453.60	3,416,519.93	0.00	0.00	27,732,973.43	24,656,280.61	15,133,748.36	0.00	4,925,021.60	44,715,050.56	0.00	0.00	0.00	0.00	44,715,050.56	72,448,023.89	0.00	0.00	0.00	0.00	48,803,734.11	18,619,268.28	0.00	4,925,021.60	72,448,023.89			
MCS Checks Issued	24,247,453.60	3,416,519.93	0.00	0.00	27,732,973.43	24,656,280.61	15,133,748.36	0.00	4,925,021.60	44,715,050.56	0.00	0.00	0.00	0.00	44,715,050.56	72,448,023.89	0.00	0.00	0.00	0.00	48,803,734.11	18,619,268.28	0.00	4,925,021.60	72,448,023.89			
Advice to Credit Account	0.00	0.00	0.00	0.00	0.00	0.00	0.00	0.00	0.00	0.00	0.00	0.00	0.00	0.00	0.00	0.00	0.00	0.00	0.00	0.00	0.00	0.00	0.00	0.00	0.00	0.00	0.00	
Notice of Transfer Allocations (NTA)	0.00	0.00	0.00	0.00	0.00	0.00	0.00	0.00	0.00	0.00	0.00	0.00	0.00	0.00	0.00	0.00	0.00	0.00	0.00	0.00	0.00	0.00	0.00	0.00	0.00	0.00	0.00	0.00
MCS Checks Issued	0.00	0.00	0.00	0.00	0.00	0.00	0.00	0.00	0.00	0.00	0.00	0.00	0.00	0.00	0.00	0.00	0.00	0.00	0.00	0.00	0.00	0.00	0.00	0.00	0.00	0.00	0.00	0.00
Advice to Credit Account	0.00	0.00	0.00	0.00	0.00	0.00	0.00	0.00	0.00	0.00	0.00	0.00	0.00	0.00	0.00	0.00	0.00	0.00	0.00	0.00	0.00	0.00	0.00	0.00	0.00	0.00	0.00	0.00
Working Fund for FARS	0.00	0.00	0.00	0.00	0.00	0.00	0.00	0.00	0.00	0.00	0.00	0.00	0.00	0.00	0.00	0.00	0.00	0.00	0.00	0.00	0.00	0.00	0.00	0.00	0.00	0.00	0.00	0.00
Cash Disbursement: Co-Ins (CDC)	0.00	0.00	0.00	0.00	0.00	0.00	0.00	0.00	0.00	0.00	0.00	0.00	0.00	0.00	0.00	0.00	0.00	0.00	0.00	0.00	0.00	0.00	0.00	0.00	0.00	0.00	0.00	0.00
TOTAL CASH DISBURSEMENTS	24,247,453.60	3,416,519.93	0.00	0.00	27,732,973.43	24,656,280.61	15,133,748.36	0.00	4,925,021.60	44,715,050.56	0.00	0.00	0.00	0.00	44,715,050.56	72,448,023.89	0.00	0.00	0.00	0.00	48,803,734.11	18,619,268.28	0.00	4,925,021.60	72,448,023.89			
NON-CASH DISBURSEMENTS	0.00	0.00	0.00	0.00	0.00	7,303,461.83	1,932,824.92	0.00	0.00	9,236,286.75	0.00	0.00	0.00	0.00	9,236,286.75	9,236,286.75	0.00	0.00	0.00	0.00	7,303,461.83	1,932,824.92	0.00	0.00	9,236,286.75			
Tax Remittance Advances Issued (TRA)	0.00	0.00	0.00	0.00	0.00	7,303,461.83	1,932,824.92	0.00	0.00	9,236,286.75	0.00	0.00	0.00	0.00	9,236,286.75	9,236,286.75	0.00	0.00	0.00	0.00	7,303,461.83	1,932,824.92	0.00	0.00	9,236,286.75			
Non-Cash Avolment: Authority (NCA)	0.00	0.00	0.00	0.00	0.00	7,303,461.83	1,932,824.92	0.00	0.00	9,236,286.75	0.00	0.00	0.00	0.00	9,236,286.75	9,236,286.75	0.00	0.00	0.00	0.00	7,303,461.83	1,932,824.92	0.00	0.00	9,236,286.75			
Disbursements effected through outright assignments from claims (e.g. special pay)	0.00	0.00	0.00	0.00	0.00	0.00	0.00	0.00	0.00	0.00	0.00	0.00	0.00	0.00	0.00	0.00	0.00	0.00	0.00	0.00	0.00	0.00	0.00	0.00	0.00	0.00	0.00	0.00
Overpayment of expenses (e.g. personnel benefits)	0.00	0.00	0.00	0.00	0.00	0.00	0.00	0.00	0.00	0.00	0.00	0.00	0.00	0.00	0.00	0.00	0.00	0.00	0.00	0.00	0.00	0.00	0.00	0.00	0.00	0.00	0.00	0.00
Restitution for loss of government property	0.00	0.00	0.00	0.00	0.00	0.00	0.00	0.00	0.00	0.00	0.00	0.00	0.00	0.00	0.00	0.00	0.00	0.00	0.00	0.00	0.00	0.00	0.00	0.00	0.00	0.00	0.00	0.00
Liquidated damages and similar claims	0.00	0.00	0.00	0.00	0.00	0.00	0.00	0.00	0.00	0.00	0.00	0.00	0.00	0.00	0.00	0.00	0.00	0.00	0.00	0.00	0.00	0.00	0.00	0.00	0.00	0.00	0.00	0.00
Others (e.g. TRF, BTA, Doos Stamp, etc.)	0.00	0.00	0.00	0.00	0.00	0.00	0.00	0.00	0.00	0.00	0.00	0.00	0.00	0.00	0.00	0.00	0.00	0.00	0.00	0.00	0.00	0.00	0.00	0.00	0.00	0.00	0.00	0.00
TOTAL NON-CASH DISBURSEMENTS	0.00	0.00	0.00	0.00	0.00	7,303,461.83	1,932,824.92	0.00	0.00	9,236,286.75	0.00	0.00	0.00	0.00	9,236,286.75	9,236,286.75	0.00	0.00	0.00	0.00	7,303,461.83	1,932,824.92	0.00	0.00	9,236,286.75			
GRAND TOTAL	24,247,453.60	3,416,519.93	0.00	0.00	27,732,973.43	31,959,742.44	17,066,573.27	0.00	4,925,021.60	53,951,337.31	0.00	0.00	0.00	0.00	53,951,337.31	81,684,310.74	0.00	0.00	0.00	0.00	56,207,195.94	20,522,093.20	0.00	4,925,021.60	81,684,310.74			

Particulars	Previous Report	This Month	As at Date
(1)	(2)	(3)	(4)
Total Disbursement Authorities Received	0.00	82,446,286.75	82,446,286.75
NCA	0.00	73,210,000.00	73,210,000.00
NTA	0.00	0.00	0.00
Working Fund	0.00	0.00	0.00
TRA	0.00	9,236,286.75	9,236,286.75
CDC	0.00	0.00	0.00
NCAA	0.00	0.00	0.00
Less: Notice of Transfer of Allocations (NTA) issued	0.00	0.00	0.00
Total Disbursement Authorities Available	0.00	82,446,286.75	82,446,286.75
Less:	0.00	0.00	0.00
Lapsed NCA	0.00	0.00	0.00
Disbursements	0.00	81,664,310.74	81,664,310.74
Less: Other Non-Cash Disbursements	0.00	0.00	0.00
Disbursements effected through outright deductions from claims	0.00	0.00	0.00
Overpayment of expenses (e.g. personnel benefits)	0.00	0.00	0.00
Restitution for loss of government property	0.00	0.00	0.00
Liquidated damages and similar claims	0.00	0.00	0.00
Others (e.g. TRF, BTA, Doos Stamp, etc.)	0.00	0.00	0.00
Adjustments (e.g. cancelled/retained checks)	0.00	0.00	0.00
Balance of Disbursement Authorities as at date	0.00	761,976.01	761,976.01
Total Disbursements Program	0.00	73,210,000.00	73,210,000.00
Less: Actual Disbursements	0.00	72,448,023.99	72,448,023.99
Over/Under spending	0.00	761,976.01	761,976.01

Notes: \* The use of NTA is discouraged  
Notes: \*\* Amounts should tally with the grand total disbursement (column 27).

Certified Correct:  
  
MARIQUITA E. TALAMAYAN  
OIC, CHIEF, ACCOUNTING DIVISION  
Date: 3-Feb-21

Recommending Approval:  
  
ARACELI A. SOLUTA  
DIRECTOR, FINANCIAL SERVICES  
Date: 3-Feb-21

Approved By:  
  
ROBERT B. UY  
OIC, UNDERSECRETARY  
Date: 3-Feb-21