

MONTHLY REPORT OF DISBURSEMENTS
For the month of December 2020

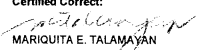
Department : Department of Energy (DOE)
 Agency/Entity : Office of the Secretary
 Operating Unit : < not applicable >
 Organization Code : 09 001 000000
 Fund Cluster : 03 Special Account - Locally Funded/Domestic Grants Fund

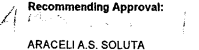
Particulars	Current Year Budget					Prior Year's Budget										Trust Liabilities					Grand Total					Remarks			
	PS	MOOE	FinEx	CO	TOTAL	Prior Year's Accounts Payable					Current Year's Accounts Payable					PS	MOOE	CO	TOTAL	PS	MOOE	FinEx	CO	TOTAL					
	2	3	4	5	6=(2+3+4+5)	7	8	9	10	11=(7+8+9+10)	12	13	14	15	16=(12+13+14+15)	17=(11+16)	18=(6+17)	19	20	21	22=(19+20+21)	23	24	25	26		27=(23+24+25+26)	28	
CASH DISBURSEMENTS	0.00	1,728,915.33	0.00	0.00	1,728,915.33	0.00	9,511,755.89	0.00	1,911,786.37	11,423,542.26	0.00	0.00	0.00	0.00	0.00	11,423,542.26	13,152,457.59	0.00	0.00	0.00	0.00	0.00	11,240,671.22	0.00	1,911,786.37	13,152,457.59	0.00		
Notice of Cash Allocation (NCA)	0.00	1,728,915.33	0.00	0.00	1,728,915.33	0.00	9,511,755.89	0.00	1,911,786.37	11,423,542.26	0.00	0.00	0.00	0.00	0.00	11,423,542.26	13,152,457.59	0.00	0.00	0.00	0.00	0.00	0.00	11,240,671.22	0.00	1,911,786.37	13,152,457.59	0.00	
MDS Checks Issued	0.00	0.00	0.00	0.00	0.00	0.00	0.00	0.00	0.00	0.00	0.00	0.00	0.00	0.00	0.00	0.00	0.00	0.00	0.00	0.00	0.00	0.00	0.00	0.00	0.00	0.00	0.00	0.00	0.00
Advice to Debit Account	0.00	1,728,915.33	0.00	0.00	1,728,915.33	0.00	9,511,755.89	0.00	1,911,786.37	11,423,542.26	0.00	0.00	0.00	0.00	0.00	11,423,542.26	13,152,457.59	0.00	0.00	0.00	0.00	0.00	0.00	0.00	11,240,671.22	0.00	1,911,786.37	13,152,457.59	0.00
Notice of Transfer Allocations (NTA)	0.00	0.00	0.00	0.00	0.00	0.00	0.00	0.00	0.00	0.00	0.00	0.00	0.00	0.00	0.00	0.00	0.00	0.00	0.00	0.00	0.00	0.00	0.00	0.00	0.00	0.00	0.00	0.00	0.00
MDS Checks Issued	0.00	0.00	0.00	0.00	0.00	0.00	0.00	0.00	0.00	0.00	0.00	0.00	0.00	0.00	0.00	0.00	0.00	0.00	0.00	0.00	0.00	0.00	0.00	0.00	0.00	0.00	0.00	0.00	0.00
Advice to Debit Account	0.00	0.00	0.00	0.00	0.00	0.00	0.00	0.00	0.00	0.00	0.00	0.00	0.00	0.00	0.00	0.00	0.00	0.00	0.00	0.00	0.00	0.00	0.00	0.00	0.00	0.00	0.00	0.00	0.00
Working Fund for FAPs	0.00	0.00	0.00	0.00	0.00	0.00	0.00	0.00	0.00	0.00	0.00	0.00	0.00	0.00	0.00	0.00	0.00	0.00	0.00	0.00	0.00	0.00	0.00	0.00	0.00	0.00	0.00	0.00	0.00
Cash Disbursement Ceiling (CDC)	0.00	0.00	0.00	0.00	0.00	0.00	0.00	0.00	0.00	0.00	0.00	0.00	0.00	0.00	0.00	0.00	0.00	0.00	0.00	0.00	0.00	0.00	0.00	0.00	0.00	0.00	0.00	0.00	0.00
TOTAL CASH DISBURSEMENTS	0.00	1,728,915.33	0.00	0.00	1,728,915.33	0.00	9,511,755.89	0.00	1,911,786.37	11,423,542.26	0.00	0.00	0.00	0.00	0.00	11,423,542.26	13,152,457.59	0.00	0.00	0.00	0.00	0.00	0.00	0.00	11,240,671.22	0.00	1,911,786.37	13,152,457.59	0.00
NON-CASH DISBURSEMENTS	0.00	132,193.34	0.00	0.00	132,193.34	0.00	834,202.25	0.00	124,875.00	959,077.25	0.00	0.00	0.00	0.00	0.00	959,077.25	1,091,270.59	0.00	0.00	0.00	0.00	0.00	0.00	0.00	966,395.59	0.00	124,875.00	1,091,270.59	0.00
Tax Remittance Advices Issued (TRA)	0.00	132,193.34	0.00	0.00	132,193.34	0.00	834,202.25	0.00	124,875.00	959,077.25	0.00	0.00	0.00	0.00	0.00	959,077.25	1,091,270.59	0.00	0.00	0.00	0.00	0.00	0.00	0.00	966,395.59	0.00	124,875.00	1,091,270.59	0.00
Non-Cash Availment Authority (NCAA)	0.00	0.00	0.00	0.00	0.00	0.00	0.00	0.00	0.00	0.00	0.00	0.00	0.00	0.00	0.00	0.00	0.00	0.00	0.00	0.00	0.00	0.00	0.00	0.00	0.00	0.00	0.00	0.00	0.00
Disbursements effected through outright deductions from claims (please specify)	0.00	0.00	0.00	0.00	0.00	0.00	0.00	0.00	0.00	0.00	0.00	0.00	0.00	0.00	0.00	0.00	0.00	0.00	0.00	0.00	0.00	0.00	0.00	0.00	0.00	0.00	0.00	0.00	0.00
Overpayment of expenses (e.g. personnel benefits)	0.00	0.00	0.00	0.00	0.00	0.00	0.00	0.00	0.00	0.00	0.00	0.00	0.00	0.00	0.00	0.00	0.00	0.00	0.00	0.00	0.00	0.00	0.00	0.00	0.00	0.00	0.00	0.00	0.00
Restitution for loss or government property	0.00	0.00	0.00	0.00	0.00	0.00	0.00	0.00	0.00	0.00	0.00	0.00	0.00	0.00	0.00	0.00	0.00	0.00	0.00	0.00	0.00	0.00	0.00	0.00	0.00	0.00	0.00	0.00	0.00
Liquidated damages and similar claims	0.00	0.00	0.00	0.00	0.00	0.00	0.00	0.00	0.00	0.00	0.00	0.00	0.00	0.00	0.00	0.00	0.00	0.00	0.00	0.00	0.00	0.00	0.00	0.00	0.00	0.00	0.00	0.00	0.00
Others (TEF, BTR, Documentary Stamp Tax, etc.)	0.00	0.00	0.00	0.00	0.00	0.00	0.00	0.00	0.00	0.00	0.00	0.00	0.00	0.00	0.00	0.00	0.00	0.00	0.00	0.00	0.00	0.00	0.00	0.00	0.00	0.00	0.00	0.00	0.00
TOTAL NON-CASH DISBURSEMENTS	0.00	132,193.34	0.00	0.00	132,193.34	0.00	834,202.25	0.00	124,875.00	959,077.25	0.00	0.00	0.00	0.00	0.00	959,077.25	1,091,270.59	0.00	0.00	0.00	0.00	0.00	0.00	0.00	966,395.59	0.00	124,875.00	1,091,270.59	0.00
GRAND TOTAL	0.00	1,861,108.67	0.00	0.00	1,861,108.67	0.00	10,345,958.14	0.00	2,036,661.37	12,382,619.51	0.00	0.00	0.00	0.00	0.00	12,382,619.51	14,243,728.18	0.00	0.00	0.00	0.00	0.00	0.00	0.00	12,207,066.81	0.00	2,036,661.37	14,243,728.18	0.00

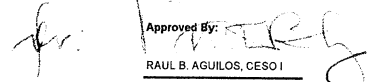
SUMMARY

Particulars	Previous Report (2)	This Month (3)	As at Date (4)
Total Disbursement Authorities Received	826,124,113.34	21,485,270.59	849,609,383.93
NCA	820,488,000.00	20,394,000.00	840,882,000.00
NTA	0.00	0.00	0.00
Working Fund	0.00	0.00	0.00
TRA	7,636,113.34	1,091,270.59	8,727,383.93
CDC	0.00	0.00	0.00
NCAA	0.00	0.00	0.00
Less: Notice of Transfer of Allocations (NTA) Issued	0.00	0.00	0.00
Total Disbursement Authorities Available	826,124,113.34	21,485,270.59	849,609,383.93
Less:	0.00	0.00	0.00
Lapsed NCA	628,229,935.17	16,804,143.41	645,034,078.58
Disbursements	190,331,577.17	14,243,728.18	204,575,305.35
Less: Other Non-Cash Disbursements	0.00	0.00	0.00
Disbursements effected through outright deductions from claims	0.00	0.00	0.00
Overpayment of expenses (e.g. personnel benefits)	0.00	0.00	0.00
Restitution for loss of government property	0.00	0.00	0.00
Liquidated damages and similar claims	0.00	0.00	0.00
Others (e.g. TEF, BTR, Docs Stamp, etc.)	0.00	0.00	0.00
Add: Less Adjustments (e.g. cancelled/dated checks)	0.00	0.00	0.00
Balance of Disbursement Authorities as at date	9,562,601.00	(9,562,601.00)	0.00
Total Disbursements Program	820,488,000.00	20,394,000.00	840,882,000.00
Less: Actual Disbursements	182,695,463.83	13,152,457.59	195,847,921.42
(Over)/Under spending	637,792,536.17	7,241,542.41	645,034,078.58

Notes: * The use of NTA is discouraged
 Notes: ** Amounts should tally with the grand total disbursement (column 27).

Certified Correct:

 MARIQUITA E. TALAMAYAN
 OIC, CHIEF, ACCOUNTING DIVISION
 Date: 6-Jan-21

Recommending Approval:

 ARACELI A.S. SOLUTA
 DIRECTOR, FINANCIAL SERVICES
 Date: 6-Jan-21


 Approved By:
 RAUL B. AGUILOS, CESO I
 UNDERSECRETARY
 Date: 6-Jan-21