

MONTHLY REPORT OF DISBURSEMENTS
For the month of October 2019

FAR No. 4


Department : Department of Energy (DOE)
Agency/Entity : Office of the Secretary
Operating Unit : < not applicable >
Organization Code : 09 001 000000
Fund Cluster : 04 Special Account - Foreign Assisted/Foreign Grants Fund

Particulars	Current Year Budget						Prior Year's Budget						TOTAL	Total Liabilities						Grand Total	Remarks										
	PS	MOOE	FinEx	CO	TOTAL	Prior Year's Accounts Payable					Current Year's Accounts Payable					SUB-TOTAL	PS	MOOE	CO			TOTAL	PS	MOOE	FinEx	CO	TOTAL	27+(23+24+25+26)			
						7	8	9	10	11=(7+8+9+10)	12	13		14	15														16=(12+13+14+15)	17=(11+16)	18=(6+17)
CASH DISBURSEMENTS	0.00	0.00	0.00	0.00	0.00	0.00	0.00	193,763.38	0.00	0.00	193,763.38	0.00	0.00	0.00	0.00	0.00	193,763.38	193,763.38	0.00	0.00	0.00	0.00	0.00	0.00	0.00	0.00	193,763.38	0.00	0.00	0.00	193,763.38
Notice of Cash Allocation (NCA)	0.00	0.00	0.00	0.00	0.00	0.00	193,763.38	0.00	0.00	193,763.38	0.00	0.00	0.00	0.00	0.00	193,763.38	193,763.38	0.00	0.00	0.00	0.00	0.00	0.00	0.00	0.00	0.00	193,763.38	0.00	0.00	0.00	193,763.38
MDS Checks Issued	0.00	0.00	0.00	0.00	0.00	0.00	0.00	0.00	0.00	0.00	0.00	0.00	0.00	0.00	0.00	0.00	0.00	0.00	0.00	0.00	0.00	0.00	0.00	0.00	0.00	0.00	0.00	0.00	0.00	0.00	0.00
Advice to Debit Account	0.00	0.00	0.00	0.00	0.00	0.00	0.00	193,763.38	0.00	0.00	193,763.38	0.00	0.00	0.00	0.00	0.00	193,763.38	193,763.38	0.00	0.00	0.00	0.00	0.00	0.00	0.00	0.00	193,763.38	0.00	0.00	0.00	193,763.38
Notice of Transfer Allocations (NTA)	0.00	0.00	0.00	0.00	0.00	0.00	0.00	0.00	0.00	0.00	0.00	0.00	0.00	0.00	0.00	0.00	0.00	0.00	0.00	0.00	0.00	0.00	0.00	0.00	0.00	0.00	0.00	0.00	0.00	0.00	0.00
MDS Checks Issued	0.00	0.00	0.00	0.00	0.00	0.00	0.00	0.00	0.00	0.00	0.00	0.00	0.00	0.00	0.00	0.00	0.00	0.00	0.00	0.00	0.00	0.00	0.00	0.00	0.00	0.00	0.00	0.00	0.00	0.00	0.00
Advice to Debit Account	0.00	0.00	0.00	0.00	0.00	0.00	0.00	0.00	0.00	0.00	0.00	0.00	0.00	0.00	0.00	0.00	0.00	0.00	0.00	0.00	0.00	0.00	0.00	0.00	0.00	0.00	0.00	0.00	0.00	0.00	0.00
Working Fund for FAPs	0.00	0.00	0.00	0.00	0.00	0.00	0.00	0.00	0.00	0.00	0.00	0.00	0.00	0.00	0.00	0.00	0.00	0.00	0.00	0.00	0.00	0.00	0.00	0.00	0.00	0.00	0.00	0.00	0.00	0.00	0.00
Cash Disbursement Colony (CDCs)	0.00	0.00	0.00	0.00	0.00	0.00	0.00	0.00	0.00	0.00	0.00	0.00	0.00	0.00	0.00	0.00	0.00	0.00	0.00	0.00	0.00	0.00	0.00	0.00	0.00	0.00	0.00	0.00	0.00	0.00	0.00
TOTAL CASH DISBURSEMENTS	0.00	0.00	0.00	0.00	0.00	0.00	193,763.38	0.00	0.00	193,763.38	0.00	0.00	0.00	0.00	0.00	193,763.38	193,763.38	0.00	0.00	0.00	0.00	0.00	0.00	0.00	0.00	193,763.38	0.00	0.00	0.00	193,763.38	
NON-CASH DISBURSEMENTS	0.00	0.00	0.00	0.00	0.00	0.00	0.00	0.00	0.00	0.00	0.00	0.00	0.00	0.00	0.00	0.00	0.00	0.00	0.00	0.00	0.00	0.00	0.00	0.00	0.00	0.00	0.00	0.00	0.00	0.00	0.00
Tax Remittance Advances Issued (TRA)	0.00	0.00	0.00	0.00	0.00	0.00	0.00	0.00	0.00	0.00	0.00	0.00	0.00	0.00	0.00	0.00	0.00	0.00	0.00	0.00	0.00	0.00	0.00	0.00	0.00	0.00	0.00	0.00	0.00	0.00	0.00
Non-Cash Availment Authority (NCAA)	0.00	0.00	0.00	0.00	0.00	0.00	0.00	0.00	0.00	0.00	0.00	0.00	0.00	0.00	0.00	0.00	0.00	0.00	0.00	0.00	0.00	0.00	0.00	0.00	0.00	0.00	0.00	0.00	0.00	0.00	0.00
Disbursements effected through outright deductions from claims (excludes decisions from claims relative to cost)	0.00	0.00	0.00	0.00	0.00	0.00	0.00	0.00	0.00	0.00	0.00	0.00	0.00	0.00	0.00	0.00	0.00	0.00	0.00	0.00	0.00	0.00	0.00	0.00	0.00	0.00	0.00	0.00	0.00	0.00	0.00
Overpayment of expense (e.g. personnel benefits)	0.00	0.00	0.00	0.00	0.00	0.00	0.00	0.00	0.00	0.00	0.00	0.00	0.00	0.00	0.00	0.00	0.00	0.00	0.00	0.00	0.00	0.00	0.00	0.00	0.00	0.00	0.00	0.00	0.00	0.00	0.00
Restitution for loss of government property	0.00	0.00	0.00	0.00	0.00	0.00	0.00	0.00	0.00	0.00	0.00	0.00	0.00	0.00	0.00	0.00	0.00	0.00	0.00	0.00	0.00	0.00	0.00	0.00	0.00	0.00	0.00	0.00	0.00	0.00	0.00
Liquidated damages and similar claims	0.00	0.00	0.00	0.00	0.00	0.00	0.00	0.00	0.00	0.00	0.00	0.00	0.00	0.00	0.00	0.00	0.00	0.00	0.00	0.00	0.00	0.00	0.00	0.00	0.00	0.00	0.00	0.00	0.00	0.00	0.00
Others (e.g. TEF, BTR, Docs Stamp, etc.)	0.00	0.00	0.00	0.00	0.00	0.00	0.00	0.00	0.00	0.00	0.00	0.00	0.00	0.00	0.00	0.00	0.00	0.00	0.00	0.00	0.00	0.00	0.00	0.00	0.00	0.00	0.00	0.00	0.00	0.00	0.00
TOTAL NON-CASH DISBURSEMENTS	0.00	0.00	0.00	0.00	0.00	0.00	0.00	0.00	0.00	0.00	0.00	0.00	0.00	0.00	0.00	0.00	0.00	0.00	0.00	0.00	0.00	0.00	0.00	0.00	0.00	0.00	0.00	0.00	0.00	0.00	
GRAND TOTAL	0.00	0.00	0.00	0.00	0.00	0.00	193,763.38	0.00	0.00	193,763.38	0.00	0.00	0.00	0.00	0.00	193,763.38	193,763.38	0.00	0.00	0.00	0.00	0.00	0.00	0.00	193,763.38	0.00	0.00	0.00	193,763.38		

SUMMARY


Particulars	Previous Report	This Month	As at Date
Total Disbursement Authorities Received	0.00	0.00	0.00
NCA	14,547,063.84	809,000.00	15,347,063.84
NTA	0.00	0.00	0.00
Working Fund	0.00	0.00	0.00
TRA	0.00	0.00	0.00
CDC	0.00	0.00	0.00
NCAA	0.00	0.00	0.00
Less: Notice of Transfer of Allocations (NTA) issued	0.00	0.00	0.00
Total Disbursement Authorities Available	14,547,063.84	809,000.00	15,347,063.84
Less:	0.00	0.00	0.00
Lapsed NCA	0.00	0.00	0.00
Disbursements	8,853,828.30	193,763.38	9,047,591.68
Less: Other Non-Cash Disbursements	0.00	0.00	0.00
Disbursements effected through outright deductions from claims	0.00	0.00	0.00
Overpayment of expense (e.g. personnel benefits)	0.00	0.00	0.00
Restitution for loss of government property	0.00	0.00	0.00
Liquidated damages and similar claims	0.00	0.00	0.00
Others (e.g. TEF, BTR, Docs Stamp, etc.)	0.00	0.00	0.00
And Less: Adjustments (e.g. cancelled/stale checks)	0.00	0.00	0.00
Balance of Disbursement Authorities as at date	5,693,235.54	615,236.62	6,308,472.16
Total Disbursements Program	14,547,063.84	809,000.00	15,347,063.84
Less: *Actual Disbursements	8,853,828.30	193,763.38	9,047,591.68
(Over)/Under spending	5,693,235.54	615,236.62	6,308,472.16

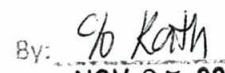
Notes: * The use of NTA is discouraged
Notes: ** Amounts should tally with the grand total disbursement (column 27)

Certified Correct:

MYRNA G. PEÑARANDA
OIC, Chief Accountant
Date: 06 November 2019

Recommending Approval:

ARACELIA S. SOLUTA
Director III, Financial Services
Date: 06 November 2019

Approved By:

RAUL B. AGUILOS, CESO
Undersecretary
Date: 06 November 2019

Office of the Auditor
Department of Energy
RECEIVED
By: 
Date: **NOV 25 2019**