

RECEIVING COPY


MONTHLY REPORT OF DISBURSEMENTS
For the month of October, 2018

Department: Department of Energy (DOE)					Agency: Office of the Secretary					Operating Unit: N/A																
Organization Code (UACS): 090010000000					Fund Cluster: 03 - Special Account - Locally Funded					Report Status: FOR APPROVAL																
PARTICULARS	CURRENT YEAR BUDGET					PRIOR YEAR'S ACCOUNTS PAYABLE					SUB-TOTAL	TRUST LIABILITIES					GRAND TOTAL					REMARKS				
	PS	MOOE	Fin. Exp	CO	TOTAL	PS	MOOE	Fin. Exp	CO	Sub-Total		PS	MOOE	Fin. Exp	CO	Sub-Total	TOTAL	PS	MOOE	CO	TOTAL		PS	MOOE	Fin. Exp	CO
Notice of Cash Allocation (NCA)		6,072,437.69			6,072,437.69					6,072,437.69																
MDS Checks issued										38,947,658.13					38,947,658.13											
Advice to Debit Account		6,072,437.69			6,072,437.69					24,650,314.07					30,064,327.28											
Notice of Transfer of Allocation (NTA)																										
MDS Checks issued																										
Advice to Debit Account																										
Working Fund (NCA issued in FY)																										
Tax Remittance Advices issued (TRA)		144,682.97			144,682.97		41,111.78		137,415.42	178,527.20					178,527.20							185,794.75		137,415.42	323,210.17	
Cash Disbursement Ceiling (CDC)																										
Non-Cash Availment Authority (NCAA)																										
Others (CDT, BTr Dues Stamp, etc.)																										


Summary


PARTICULARS	PREVIOUS REPORT	CURRENT MONTH	AS OF DATE
(1)	(2)	(3)	(4)
Total Disbursement Authorities Received			
NCA	783,509,000.00	84,389,000.00	867,898,000.00
Working Fund			
TRA	9,719,246.40	323,210.17	10,042,456.57
CDC			
NCAA			
Others (CDT, BTr Dues Stamp, etc.)			
Less: Notice of Transfer Allocations (NTA)* issued			
Total Disbursement Authorities Available	793,228,246.40	84,712,210.17	877,940,456.57
Less:			
Issued NCA	346,711,251.23		346,711,251.23
Disbursements	446,516,995.17	75,407,633.27	521,924,628.44
Balance of Disbursements Authorities as of date		9,304,576.90	9,304,576.90
Total Disbursements Program	793,228,246.40	84,712,210.17	877,940,456.57
Less: * Actual Disbursements	446,516,995.17	75,407,633.27	521,924,628.44
Over/Under spending	346,711,251.23	9,304,576.90	356,015,828.13


Certified Correct:


 MYRNA G. PEÑARANDA
 OIC, Chief Accountant
 Date: 05 Nov 2018

Approved By:


 RAUL B. AGUILOS, CESQI
 Undersecretary
 Date: 05 Nov 2018

Office of the Auditor
Department of Energy
RECEIVED
 By: 
 Date: 11/21/18 Time: _____

Received:

 11/9/18
 MA LYN BATA