


MONTHLY REPORT OF DISBURSEMENTS
For the month of September, 2018

Department: Department of Energy (DOE)						Agency: Office of the Secretary						Operating Unit: N/A															
Organization Code (UACS): 09001000000						Fund Cluster: 01 - Regular Agency Fund						Report Status: FOR APPROVAL															
PARTICULARS	CURRENT YEAR BUDGET					PRIOR YEAR'S ACCOUNTS PAYABLE					CURRENT YEAR'S ACCOUNTS PAYABLE					SUB-TOTAL	TRUST LIABILITIES				GRAND TOTAL					REMARKS	
	PS	MOOE	Fin. Exp	CO	TOTAL	PS	MOOE	Fin. Exp	CO	Sub-Total	PS	MOOE	Fin. Exp	CO	Sub-Total		TOTAL	PS	MOOE	CO	TOTAL	PS	MOOE	Fin. Exp	CO		TOTAL
1	2	3	4	5	6=(2+3+4+5)	7	8	9	10	11=(7+8+9+10)	12	13	14	15	16=(12+13+14+15)	17=(11+16)	18=(17)	19	20	21	22=(19+20+21)	23	24	25	26	27=(23+24+25+26)	28
Notice of Cash Allocation (NCA)	30,558,682.18	33,525,844.05			64,084,526.23	21,250.00	1,522,442.77		1,198,208.52	2,741,901.29					2,741,901.29	66,826,427.52					30,579,932.18	35,048,286.82			1,198,208.52	66,826,427.52	
MDS Checks Issued	30,558,682.18	33,525,844.05			64,084,526.23	21,250.00	1,522,442.77		1,198,208.52	2,741,901.29					2,741,901.29	66,826,427.52					30,579,932.18	35,048,286.82			1,198,208.52	66,826,427.52	
Advice to Debit Account																											
Notice of Transfer of Allocation (NTA)																											
MDS Checks Issued																											
Advice to Debit Account																											
Working Fund (NCA issued to BTr)																											
Tax Remittance Advices Issued (TRA)	3,699,191.75	2,474,049.89			6,173,241.64											6,173,241.64					3,699,191.75	2,474,049.89				6,173,241.64	
Cash Disbursement Ceiling (CDC)																											
Non-Cash Availment Authority (NCAA)																											
Others (CDT, BTr Does Stamp, etc.)																											

Summary


PARTICULARS	PREVIOUS REPORT	CURRENT MONTH	AS OF DATE
(1)	(2)	(3)	(4)
Total Disbursement Authorities Received			
NCA	673,294,937.00	69,512,244.00	742,807,181.00
Working Fund			
TRA	40,357,292.13	6,173,241.64	46,530,533.77
CDC			
NCAA			
Others (CDT, BTr Does Stamp, etc.)			
Less: Notice of Transfer Allocations (NTA)* issued			
Total Disbursements Authorities Available	713,652,229.13	75,685,485.64	789,337,714.77
Less:			
Lapsed NCA	410,768.70		410,768.70
Disbursements	716,267,639.12	72,999,669.16	789,267,308.28
Balance of Disbursements Authorities as of date	(3,026,178.69)	2,685,816.48	(340,362.21)
Total Disbursements Program	713,652,229.13	75,685,485.64	789,337,714.77
Less: * Actual Disbursements	716,267,639.12	72,999,669.16	789,267,308.28
(Over) Under spending--	(2,615,409.99)	2,685,816.48	70,406.49

Certified Correct:


MYRKA G. PEÑARANDA
OIC, Chief Accountant

Date: 03 Oct 2018


Approved By:


RAUL B. AGUILOS, CESO I
Undersecretary

Date: 03 Oct 2018

Office of the Auditor
Department of Energy

RECEIVED

By: 

Date: 11/21/18 Time: _____