



In following-up, pls. cite DMS ref #

**2021-BE-0118660**

REPUBLIC OF THE PHILIPPINES  
**DEPARTMENT OF BUDGET AND MANAGEMENT**  
GENERAL SOLANO STREET, SAN MIGUEL, MANILA

**ACKNOWLEDGEMENT RECEIPT**

The **DEPARTMENT OF BUDGET AND MANAGEMENT** hereby acknowledges the receipt of your letter/request which has been uploaded to the DBM-Document Management System and routed to the appropriate office/s with the following information:

Sender: DOE - PERSONAL DELIVERY

Document Title: DOE-MRD FAR 4 OF FUND 101, 151, 171 AND 102 FOR OCTOBER 2021

Document Reference No: 2021-BE-0118660

Date and Time  
Uploaded: Friday, November 5, 2021 9:55:34 AM

Uploaded By: CRD RECEIVING GLENN

Routed To: BMB-E WILMOR B. PANAMBO

CC:

Total no of pages  
received: 1 copy and 4 pages

The determination of the completeness of the documentary requirements submitted, if any, is subject to the evaluation of the technical person in charge.

This receipt is system generated and does not require signature.

Received by:



DOCUMENT  
MANAGEMENT  
SYSTEM

RECEIVING COPY



Republic of the Philippines  
**DEPARTMENT OF ENERGY**  
(Kagawaran ng Enerhiya)

04 November 2021

**UNDERSECRETARY TINA ROSE MARIE L. CANDA**  
OIC-Secretary  
Department of Budget and Management  
Malacañang, Manila


**Attention: Director Cristina B. Clasara**  
Budget Management Bureau for Security, Ecological  
Protection, Climate Change Management Sector

Dear Undersecretary Canda,

In compliance with COA-DBM Joint Circular 2019-01 dated January 1, 2019, we are respectfully submitting herewith **Monthly Report of Disbursements (MRD) – FAR No. 4 of Fund 101, 151, 171 and 102** for the month of October 2021.

Thank you.

Very truly yours,

  
**ROBERT B. UY**  
Undersecretary



**MONTHLY REPORT OF DISBURSEMENTS**  
For the month of October 2021


Department: Department of Energy (DOE)  
 Agency/Entity: Office of the Secretary  
 Operating Unit: < not applicable >  
 Organization Code (JAACS): 09 001 0000000  
 Fund Cluster: 03 Special Account - Locally Funded/Domestic Grants Fund

Particulars	Current Year Budget					Prior Year's Budget										SUB-TOTAL	Trust Liabilities				Grand Total							
	PS	MOOE	FinEx	CO	TOTAL	Prior Year's Accounts Payable					Current Year's Accounts Payable						TOTAL	PS	MOOE	CO	TOTAL	PS	MOOE	FinEx	CO			
						PS	MOOE	FinEx	CO	Sub-Total	PS	MOOE	FinEx	CO	Sub-Total													
CASH DISBURSEMENTS	0.00	646,958.33	0.00	371,677.30	1,018,635.63	0.00	24,875,908.68	0.00	0.00	0.00	24,875,908.68	0.00	0.00	0.00	0.00	0.00	24,875,908.68	25,894,544.31	0.00	0.00	0.00	0.00	0.00	0.00	25,522,867.01	0.00	371.6	
Notice of Cash Allocation (NCA)	0.00	646,958.33	0.00	371,677.30	1,018,635.63	0.00	24,875,908.68	0.00	0.00	0.00	24,875,908.68	0.00	0.00	0.00	0.00	0.00	24,875,908.68	25,894,544.31	0.00	0.00	0.00	0.00	0.00	0.00	25,522,867.01	0.00	371.6	
MDS Checks Issued	0.00	0.00	0.00	0.00	0.00	0.00	0.00	0.00	0.00	0.00	0.00	0.00	0.00	0.00	0.00	0.00	0.00	0.00	0.00	0.00	0.00	0.00	0.00	0.00	0.00	0.00	0.00	0.00
Advice to Debt Account	0.00	646,958.33	0.00	371,677.30	1,018,635.63	0.00	24,875,908.68	0.00	0.00	0.00	24,875,908.68	0.00	0.00	0.00	0.00	0.00	24,875,908.68	25,894,544.31	0.00	0.00	0.00	0.00	0.00	0.00	25,522,867.01	0.00	371.6	
Notice of Transfer Allocations (NTA)	0.00	0.00	0.00	0.00	0.00	0.00	0.00	0.00	0.00	0.00	0.00	0.00	0.00	0.00	0.00	0.00	0.00	0.00	0.00	0.00	0.00	0.00	0.00	0.00	0.00	0.00	0.00	0.00
MDS Checks Issued	0.00	0.00	0.00	0.00	0.00	0.00	0.00	0.00	0.00	0.00	0.00	0.00	0.00	0.00	0.00	0.00	0.00	0.00	0.00	0.00	0.00	0.00	0.00	0.00	0.00	0.00	0.00	0.00
Advice to Debt Account	0.00	0.00	0.00	0.00	0.00	0.00	0.00	0.00	0.00	0.00	0.00	0.00	0.00	0.00	0.00	0.00	0.00	0.00	0.00	0.00	0.00	0.00	0.00	0.00	0.00	0.00	0.00	0.00
Working Fund for FA's	0.00	0.00	0.00	0.00	0.00	0.00	0.00	0.00	0.00	0.00	0.00	0.00	0.00	0.00	0.00	0.00	0.00	0.00	0.00	0.00	0.00	0.00	0.00	0.00	0.00	0.00	0.00	0.00
Cash Disbursement Ceiling (CDC)	0.00	0.00	0.00	0.00	0.00	0.00	0.00	0.00	0.00	0.00	0.00	0.00	0.00	0.00	0.00	0.00	0.00	0.00	0.00	0.00	0.00	0.00	0.00	0.00	0.00	0.00	0.00	0.00
TOTAL CASH DISBURSEMENTS	0.00	646,958.33	0.00	371,677.30	1,018,635.63	0.00	24,875,908.68	0.00	0.00	0.00	24,875,908.68	0.00	0.00	0.00	0.00	0.00	24,875,908.68	25,894,544.31	0.00	0.00	0.00	0.00	0.00	0.00	25,522,867.01	0.00	371.6	
NON-CASH DISBURSEMENTS	0.00	27,254.27	0.00	0.00	27,254.27	0.00	0.00	0.00	0.00	0.00	0.00	0.00	0.00	0.00	0.00	0.00	0.00	0.00	0.00	0.00	0.00	0.00	0.00	0.00	27,254.27	0.00	0.00	
Tax Remittance Advances Issued (TRA)	0.00	27,254.27	0.00	0.00	27,254.27	0.00	0.00	0.00	0.00	0.00	0.00	0.00	0.00	0.00	0.00	0.00	0.00	0.00	0.00	0.00	0.00	0.00	0.00	0.00	27,254.27	0.00	0.00	
Non-Cash Availment Authority (NCAA)	0.00	0.00	0.00	0.00	0.00	0.00	0.00	0.00	0.00	0.00	0.00	0.00	0.00	0.00	0.00	0.00	0.00	0.00	0.00	0.00	0.00	0.00	0.00	0.00	0.00	0.00	0.00	0.00
Disbursements effected through outright deductions from claims (please specify)	0.00	0.00	0.00	0.00	0.00	0.00	0.00	0.00	0.00	0.00	0.00	0.00	0.00	0.00	0.00	0.00	0.00	0.00	0.00	0.00	0.00	0.00	0.00	0.00	0.00	0.00	0.00	0.00
Overpayment of expenses (e.g. personnel benefits)	0.00	0.00	0.00	0.00	0.00	0.00	0.00	0.00	0.00	0.00	0.00	0.00	0.00	0.00	0.00	0.00	0.00	0.00	0.00	0.00	0.00	0.00	0.00	0.00	0.00	0.00	0.00	0.00
Restitution for loss of government property	0.00	0.00	0.00	0.00	0.00	0.00	0.00	0.00	0.00	0.00	0.00	0.00	0.00	0.00	0.00	0.00	0.00	0.00	0.00	0.00	0.00	0.00	0.00	0.00	0.00	0.00	0.00	0.00
Liquidated damages and similar claims	0.00	0.00	0.00	0.00	0.00	0.00	0.00	0.00	0.00	0.00	0.00	0.00	0.00	0.00	0.00	0.00	0.00	0.00	0.00	0.00	0.00	0.00	0.00	0.00	0.00	0.00	0.00	0.00
Others (TEF, BTR, Documentary Stamp Tax, etc.)	0.00	0.00	0.00	0.00	0.00	0.00	0.00	0.00	0.00	0.00	0.00	0.00	0.00	0.00	0.00	0.00	0.00	0.00	0.00	0.00	0.00	0.00	0.00	0.00	0.00	0.00	0.00	0.00
TOTAL NON-CASH DISBURSEMENTS	0.00	27,254.27	0.00	0.00	27,254.27	0.00	0.00	0.00	0.00	0.00	0.00	0.00	0.00	0.00	0.00	0.00	0.00	0.00	0.00	0.00	0.00	0.00	0.00	0.00	27,254.27	0.00	0.00	
GRAND TOTAL	0.00	674,212.60	0.00	371,677.30	1,045,889.90	0.00	24,875,908.68	0.00	0.00	0.00	24,875,908.68	0.00	0.00	0.00	0.00	0.00	24,875,908.68	25,921,798.58	0.00	0.00	0.00	0.00	0.00	0.00	25,550,121.28	0.00	371.6	


Particulars	Previous Report (2)	This Month (3)	As at Date (4)
Total Disbursement Authorities Received	337,446,615.70	55,529,254.27	392,975,869.97
NCA	332,994,000.00	55,502,000.00	388,496,000.00
NTA	0.00	0.00	0.00
Working Fund	0.00	0.00	0.00
TRA	4,452,615.70	27,254.27	4,479,869.97
CDC	0.00	0.00	0.00
NCAA	0.00	0.00	0.00
Notice of Transfer of Allocations (NTA) issued	0.00	0.00	0.00
Total Disbursement Authorities Available	337,446,615.70	55,529,254.27	392,975,869.97
Less:	0.00	0.00	0.00
Unexpended NCA	12,266,690.38	0.00	12,266,690.38
Disbursements	171,150,249.79	25,921,798.58	197,072,048.37
Less: Other Non-Cash Disbursements	0.00	0.00	0.00
Disbursements effected through outright deductions from claims	0.00	0.00	0.00
Overpayment of expenses (e.g. personnel benefits)	0.00	0.00	0.00
Restitution for loss of government property	0.00	0.00	0.00
Liquidated damages and similar claims	0.00	0.00	0.00
Others (e.g. TEF, BTR, Docs Stamp, etc.)	0.00	0.00	0.00
Add: Less: Adjustments (e.g. cancelled/staled checks)	0.00	0.00	0.00
Balance of Disbursement Authorities as at date	154,029,675.53	29,607,455.69	183,637,131.22
Total Disbursements Program	332,994,000.00	55,502,000.00	388,496,000.00
Less: Actual Disbursements	166,697,534.09	25,894,544.31	192,592,178.40
(Over)/Under spending	166,296,365.91	29,607,455.69	195,903,821.60

Notes: \* The use of NTA is discouraged  
 Notes: \*\* Amounts should tally with the grand total disbursement (column 27).


Certified Correct:

  
 AGUSTUS CESAR A. NAVARRO  
 CHIEF-ACCOUNTING DIVISION  
 Date: 2-Nov-21

Recommending Approval:

  
 ARACELI A. S. SOLUTA  
 DIRECTOR, FINANCIAL SERVICES  
 Date: 2-Nov-21

Approved By:

  
 ROBERT B. UY  
 UNDERSECRETARY  
 Date: 2-Nov-21