



In following-up, pls. cite DMS ref #

2021-BE-0118660

REPUBLIC OF THE PHILIPPINES
DEPARTMENT OF BUDGET AND MANAGEMENT
GENERAL SOLANO STREET, SAN MIGUEL, MANILA

ACKNOWLEDGEMENT RECEIPT

The **DEPARTMENT OF BUDGET AND MANAGEMENT** hereby acknowledges the receipt of your letter/request which has been uploaded to the DBM-Document Management System and routed to the appropriate office/s with the following information:

Sender: DOE - PERSONAL DELIVERY

Document Title: DOE-MRD FAR 4 OF FUND 101, 151, 171 AND 102 FOR OCTOBER 2021

Document Reference No: 2021-BE-0118660

Date and Time
Uploaded: Friday, November 5, 2021 9:55:34 AM

Uploaded By: CRD RECEIVING GLENN

Routed To: BMB-E WILMOR B. PANAMBO

CC:

Total no of pages
received: 1 copy and 4 pages

The determination of the completeness of the documentary requirements submitted, if any, is subject to the evaluation of the technical person in charge.

This receipt is system generated and does not require signature.

Received by:



DOCUMENT
MANAGEMENT
SYSTEM

RECEIVING COPY



Republic of the Philippines
DEPARTMENT OF ENERGY
(Kagawaran ng Enerhiya)

04 November 2021

UNDERSECRETARY TINA ROSE MARIE L. CANDA
OIC-Secretary
Department of Budget and Management
Malacañang, Manila


Attention: Director Cristina B. Clasara
Budget Management Bureau for Security, Ecological
Protection, Climate Change Management Sector

Dear Undersecretary Canda,

In compliance with COA-DBM Joint Circular 2019-01 dated January 1, 2019, we are respectfully submitting herewith **Monthly Report of Disbursements (MRD) – FAR No. 4 of Fund 101, 151, 171 and 102** for the month of October 2021.

Thank you.

Very truly yours,


ROBERT B. UY
Undersecretary

MONTHLY REPORT OF DISBURSEMENTS
For the month of October 2021


Department of Energy (DOE)
Office of the Secretary
< not applicable >
09 001 000000
01 Regular Agency Fund

Particulars	Current Year Budget					Prior Year's Budget										Trust Liabilities				Grand Total						
	PS	MOOE	FinEx	CO	TOTAL	Prior Year's Accounts Payable					Current Year's Accounts Payable					TOTAL	SUB-TOTAL	PS	MOOE	CO	TOTAL	PS	MOOE	FinEx	CO	
	1	2	3	4	5	6	7	8	9	10	11	12	13	14	15	16	17	18	19	20	21	22	23	24	25	26
					B=(2+3+4+5)					11=(7+8+9+10)					16=(12+13+14+15)	17=(11+16)	18=(8+17)				22=(19+20+21)					
CASH DISBURSEMENTS	58,106,922.09	27,508,624.52	0.00	0.00	85,615,546.61	9,093.20	0.00	0.00	0.00	9,093.20	0.00	0.00	0.00	0.00	0.00	9,093.20	85,624,639.81	0.00	0.00	0.00	0.00	58,116,015.29	27,508,624.52	0.00	0.00	
Notice of Cash Allocation (NCA)	58,106,922.09	27,508,624.52	0.00	0.00	85,615,546.61	9,093.20	0.00	0.00	0.00	9,093.20	0.00	0.00	0.00	0.00	0.00	9,093.20	85,624,639.81	0.00	0.00	0.00	0.00	58,116,015.29	27,508,624.52	0.00	0.00	
MDS Checks Issued	58,106,922.09	27,508,624.52	0.00	0.00	85,615,546.61	9,093.20	0.00	0.00	0.00	9,093.20	0.00	0.00	0.00	0.00	0.00	9,093.20	85,624,639.81	0.00	0.00	0.00	0.00	58,116,015.29	27,508,624.52	0.00	0.00	
Advice to Debit Account	0.00	0.00	0.00	0.00	0.00	0.00	0.00	0.00	0.00	0.00	0.00	0.00	0.00	0.00	0.00	0.00	0.00	0.00	0.00	0.00	0.00	0.00	0.00	0.00	0.00	0.00
Notice of Transfer Allocations (NTA)	0.00	0.00	0.00	0.00	0.00	0.00	0.00	0.00	0.00	0.00	0.00	0.00	0.00	0.00	0.00	0.00	0.00	0.00	0.00	0.00	0.00	0.00	0.00	0.00	0.00	0.00
MDS Checks Issued	0.00	0.00	0.00	0.00	0.00	0.00	0.00	0.00	0.00	0.00	0.00	0.00	0.00	0.00	0.00	0.00	0.00	0.00	0.00	0.00	0.00	0.00	0.00	0.00	0.00	0.00
Advice to Debit Account	0.00	0.00	0.00	0.00	0.00	0.00	0.00	0.00	0.00	0.00	0.00	0.00	0.00	0.00	0.00	0.00	0.00	0.00	0.00	0.00	0.00	0.00	0.00	0.00	0.00	0.00
Working Fund for FAPs	0.00	0.00	0.00	0.00	0.00	0.00	0.00	0.00	0.00	0.00	0.00	0.00	0.00	0.00	0.00	0.00	0.00	0.00	0.00	0.00	0.00	0.00	0.00	0.00	0.00	0.00
Cash Disbursement Ceiling (CDC)	0.00	0.00	0.00	0.00	0.00	0.00	0.00	0.00	0.00	0.00	0.00	0.00	0.00	0.00	0.00	0.00	0.00	0.00	0.00	0.00	0.00	0.00	0.00	0.00	0.00	0.00
TOTAL CASH DISBURSEMENTS	58,106,922.09	27,508,624.52	0.00	0.00	85,615,546.61	9,093.20	0.00	0.00	0.00	9,093.20	0.00	0.00	0.00	0.00	0.00	9,093.20	85,624,639.81	0.00	0.00	0.00	0.00	58,116,015.29	27,508,624.52	0.00	0.00	
NON-CASH DISBURSEMENTS	4,587,637.33	3,024,176.39	0.00	0.00	7,611,813.72	0.00	0.00	0.00	0.00	0.00	0.00	0.00	0.00	0.00	0.00	0.00	7,611,813.72	0.00	0.00	0.00	0.00	4,587,637.33	3,024,176.39	0.00	0.00	
Tax Remittance Advances Issued (TRA)	4,587,637.33	3,024,176.39	0.00	0.00	7,611,813.72	0.00	0.00	0.00	0.00	0.00	0.00	0.00	0.00	0.00	0.00	0.00	7,611,813.72	0.00	0.00	0.00	0.00	4,587,637.33	3,024,176.39	0.00	0.00	
Non-Cash Availment Authority (NCAA)	0.00	0.00	0.00	0.00	0.00	0.00	0.00	0.00	0.00	0.00	0.00	0.00	0.00	0.00	0.00	0.00	0.00	0.00	0.00	0.00	0.00	0.00	0.00	0.00	0.00	
Disbursements effected through outright deductions from claims (please specify...)	0.00	0.00	0.00	0.00	0.00	0.00	0.00	0.00	0.00	0.00	0.00	0.00	0.00	0.00	0.00	0.00	0.00	0.00	0.00	0.00	0.00	0.00	0.00	0.00	0.00	
Overpayment of expenses(e.g. personnel benefits)	0.00	0.00	0.00	0.00	0.00	0.00	0.00	0.00	0.00	0.00	0.00	0.00	0.00	0.00	0.00	0.00	0.00	0.00	0.00	0.00	0.00	0.00	0.00	0.00	0.00	
Restitution for loss of government property	0.00	0.00	0.00	0.00	0.00	0.00	0.00	0.00	0.00	0.00	0.00	0.00	0.00	0.00	0.00	0.00	0.00	0.00	0.00	0.00	0.00	0.00	0.00	0.00	0.00	
Liquidated damages and similar claims	0.00	0.00	0.00	0.00	0.00	0.00	0.00	0.00	0.00	0.00	0.00	0.00	0.00	0.00	0.00	0.00	0.00	0.00	0.00	0.00	0.00	0.00	0.00	0.00	0.00	
Others(TEF, BTr, Documentary Stamp Tax, etc.)	0.00	0.00	0.00	0.00	0.00	0.00	0.00	0.00	0.00	0.00	0.00	0.00	0.00	0.00	0.00	0.00	0.00	0.00	0.00	0.00	0.00	0.00	0.00	0.00	0.00	
TOTAL NON-CASH DISBURSEMENTS	4,587,637.33	3,024,176.39	0.00	0.00	7,611,813.72	0.00	0.00	0.00	0.00	0.00	0.00	0.00	0.00	0.00	0.00	0.00	7,611,813.72	0.00	0.00	0.00	0.00	4,587,637.33	3,024,176.39	0.00	0.00	
GRAND TOTAL	62,694,559.42	30,532,800.91	0.00	0.00	93,227,360.33	9,093.20	0.00	0.00	0.00	9,093.20	0.00	0.00	0.00	0.00	0.00	9,093.20	93,236,453.53	0.00	0.00	0.00	0.00	62,703,652.62	30,532,800.91	0.00	0.00	


Particulars	Previous Report			This Month			As at Date		
	(1)	(2)	(3)	(4)	(5)	(6)	(7)	(8)	(9)
Total Disbursement Authorities Received		1,137,330,386.01	160,563,813.72	1,297,894,199.73					
NCA		1,054,148,000.00	152,952,000.00	1,207,100,000.00					
NTA		0.00	0.00	0.00					
Working Fund		0.00	0.00	0.00					
TRA		83,182,386.01	7,611,813.72	90,794,199.73					
CDC		0.00	0.00	0.00					
NCAA		0.00	0.00	0.00					
Less: Notice of Transfer of Allocations (NTA) issued		0.00	0.00	0.00					
Total Disbursement Authorities Available		1,137,330,386.01	160,563,813.72	1,297,894,199.73					
Less:		0.00	0.00	0.00					
Lapsed NCA		8,523,143.95	151,947,364.35	160,470,508.30					
Disbursements		978,859,877.71	93,236,453.53	1,070,096,331.24					
Less: Other Non-Cash Disbursements		0.00	0.00	0.00					
Disbursements effected through outright deductions from claims		0.00	0.00	0.00					
Overpayment of expenses(e.g. personnel benefits)		0.00	0.00	0.00					
Restitution for loss of government property		0.00	0.00	0.00					
Liquidated damages and similar claims		0.00	0.00	0.00					
Others (e.g. TEF, BTr, Docs Stamp, etc.)		0.00	0.00	0.00					
Add: Less: Adjustments (e.g. cancelled/stated checks)		0.00	0.00	0.00					
Balance of Disbursement Authorities as at date		151,947,364.35	(84,620,004.16)	67,327,360.19					
Total Disbursements Program		1,054,148,000.00	152,952,000.00	1,207,100,000.00					
Less: *Actual Disbursements		893,677,491.70	85,624,639.81	979,302,131.51					
(Over)/Under spending		160,470,508.30	67,327,360.19	227,797,868.49					

Notes: * The use of NTA is discouraged
Notes: ** Amounts should tally with the grand total disbursement (column 27).


Certified Correct:


AGUSTUS CESAR A. NAVARRO
CHIEF-ACCOUNTING DIVISION
Date: 2-Nov-21

Recommending Approval:


ARACELI A.S. SOLUTA
DIRECTOR, FINANCIAL SERVICES
Date: 2-Nov-21

Approved By:


ROBERT B. UY
UNDERSECRETARY
Date: 2-Nov-21