



In following-up, pls. cite DMS ref #  
**2021-BE-0107019**

REPUBLIC OF THE PHILIPPINES  
**DEPARTMENT OF BUDGET AND MANAGEMENT**  
GENERAL SOLANO STREET, SAN MIGUEL, MANILA

**ACKNOWLEDGEMENT RECEIPT**

The **DEPARTMENT OF BUDGET AND MANAGEMENT** hereby acknowledges the receipt of your letter/request which has been uploaded to the DBM-Document Management System and routed to the appropriate office/s with the following information:

Sender: DOE - PERSONAL DELIVERY

Document Title: DOE-MRD FAR 4 OF FUND 101, 151, 171 AND 102 FOR SEPT. 2021 AND QRROR FAR 5 FOR QUARTER ENDING SEPT. 2021

Document Reference No: 2021-BE-0107019

Date and Time Uploaded: Friday, October 8, 2021 9:53:49 AM

Uploaded By: CRD RECEIVING GLENN

Routed To: BMB-E WILMOR B. PANAMBO


CC:

Total no of pages received: 1 copy and 8 pages

The determination of the completeness of the documentary requirements submitted, if any, is subject to the evaluation of the technical person in charge.

This receipt is system generated and does not require signature.

Received by:



DOCUMENT  
MANAGEMENT  
SYSTEM

RECEIVING COPY



Republic of the Philippines  
**DEPARTMENT OF ENERGY**  
(Kagawaran ng Enerhiya)

04 October 2021

**UNDERSECRETARY TINA ROSE MARIE L. CANDA**

OIC-Secretary  
Department of Budget and Management  
Malacañang, Manila


**Attention: Director Cristina B. Clasara**  
Budget Management Bureau for Security, Ecological  
Protection, Climate Change Management Sector


Dear Undersecretary Canda,

In compliance with COA-DBM Joint Circular 2019-01 dated January 1, 2019, we are respectfully submitting herewith **Monthly Report of Disbursements (MRD) – FAR No. 4 of Fund 101, 151, 171 and 102** for the month of September 2021 and **Quarterly Report of Revenue and Other Receipts (QRROR) - FAR No. 5** for the quarter ended 30 September 2021.

Thank you.

Very truly yours,

  
**ROBERT B. UY** 2 Oct 21  
Undersecretary


  
AASS/ACAN

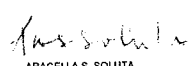
MONTHLY REPORT OF DISBURSEMENTS  
For the month of September 2021


Department of Energy (DOE)  
Office of the Secretary  
< not applicable >  
Organization Code (UACS) 09 001 000000  
Fund Cluster 01 Regular Agency Fund

Particulars	Current Year Budget					Prior Year's Accounts Payable					Current Year's Accounts Payable					TOTAL	SUB-TOTAL	Trust Liabilities				Grand Total					Remarks	
	PS	MOOE	FinEx	CO	TOTAL	PS	MOOE	FinEx	CO	Sub-Total	PS	MOOE	FinEx	CO	Sub-Total			PS	MOOE	CO	TOTAL	PS	MOOE	FinEx	CO	TOTAL		
	1	2	3	4	5	6	7	8	9	10	11	12	13	14	15			16	17	18	19	20	21	22	23	24		25
CASH DISBURSEMENTS	49,954,959.66	24,551,336.76	0.00	0.00	74,506,296.42	477.07	5,948,790.37	0.00	2,353,306.80	8,302,574.24	0.00	0.00	0.00	0.00	0.00	8,302,574.24	82,808,870.66	0.00	0.00	0.00	0.00	49,955,436.73	30,500,127.13	0.00	2,353,306.80	82,808,870.66		
Notice of Cash Allocation (NCA)	49,954,959.66	24,551,336.76	0.00	0.00	74,506,296.42	477.07	5,948,790.37	0.00	2,353,306.80	8,302,574.24	0.00	0.00	0.00	0.00	0.00	8,302,574.24	82,808,870.66	0.00	0.00	0.00	0.00	49,955,436.73	30,500,127.13	0.00	2,353,306.80	82,808,870.66		
MDS Checks Issued	49,954,959.66	24,551,336.76	0.00	0.00	74,506,296.42	477.07	5,948,790.37	0.00	2,353,306.80	8,302,574.24	0.00	0.00	0.00	0.00	0.00	8,302,574.24	82,808,870.66	0.00	0.00	0.00	0.00	0.00	0.00	0.00	0.00	0.00	0.00	
Advice to Debt Account	0.00	0.00	0.00	0.00	0.00	0.00	0.00	0.00	0.00	0.00	0.00	0.00	0.00	0.00	0.00	0.00	0.00	0.00	0.00	0.00	0.00	0.00	0.00	0.00	0.00	0.00	0.00	
Notice of Transfer Allocations (NTA)	0.00	0.00	0.00	0.00	0.00	0.00	0.00	0.00	0.00	0.00	0.00	0.00	0.00	0.00	0.00	0.00	0.00	0.00	0.00	0.00	0.00	0.00	0.00	0.00	0.00	0.00	0.00	
MDS Checks Issued	0.00	0.00	0.00	0.00	0.00	0.00	0.00	0.00	0.00	0.00	0.00	0.00	0.00	0.00	0.00	0.00	0.00	0.00	0.00	0.00	0.00	0.00	0.00	0.00	0.00	0.00	0.00	
Advice to Debt Account	0.00	0.00	0.00	0.00	0.00	0.00	0.00	0.00	0.00	0.00	0.00	0.00	0.00	0.00	0.00	0.00	0.00	0.00	0.00	0.00	0.00	0.00	0.00	0.00	0.00	0.00	0.00	
Working Fund for FAPs	0.00	0.00	0.00	0.00	0.00	0.00	0.00	0.00	0.00	0.00	0.00	0.00	0.00	0.00	0.00	0.00	0.00	0.00	0.00	0.00	0.00	0.00	0.00	0.00	0.00	0.00	0.00	
Cash Disbursement Ceiling (CDC)	0.00	0.00	0.00	0.00	0.00	0.00	0.00	0.00	0.00	0.00	0.00	0.00	0.00	0.00	0.00	0.00	0.00	0.00	0.00	0.00	0.00	0.00	0.00	0.00	0.00	0.00	0.00	
TOTAL CASH DISBURSEMENTS	49,954,959.66	24,551,336.76	0.00	0.00	74,506,296.42	477.07	5,948,790.37	0.00	2,353,306.80	8,302,574.24	0.00	0.00	0.00	0.00	0.00	8,302,574.24	82,808,870.66	0.00	0.00	0.00	0.00	49,955,436.73	30,500,127.13	0.00	2,353,306.80	82,808,870.66		
NON-CASH DISBURSEMENTS	4,535,462.52	1,516,788.98	0.00	0.00	6,052,251.50	0.00	0.00	0.00	0.00	0.00	0.00	0.00	0.00	0.00	0.00	0.00	6,052,251.50	0.00	0.00	0.00	0.00	4,535,462.52	1,516,788.98	0.00	0.00	6,052,251.50		
Tax Remittance Advances Issued (TRA)	4,535,462.52	1,516,788.98	0.00	0.00	6,052,251.50	0.00	0.00	0.00	0.00	0.00	0.00	0.00	0.00	0.00	0.00	0.00	6,052,251.50	0.00	0.00	0.00	0.00	4,535,462.52	1,516,788.98	0.00	0.00	6,052,251.50		
Non-Cash Avolment Authority (NCAA)	0.00	0.00	0.00	0.00	0.00	0.00	0.00	0.00	0.00	0.00	0.00	0.00	0.00	0.00	0.00	0.00	0.00	0.00	0.00	0.00	0.00	0.00	0.00	0.00	0.00	0.00		
Disbursements effected through outright deductions from claims (please specify)	0.00	0.00	0.00	0.00	0.00	0.00	0.00	0.00	0.00	0.00	0.00	0.00	0.00	0.00	0.00	0.00	0.00	0.00	0.00	0.00	0.00	0.00	0.00	0.00	0.00	0.00		
Overpayment of expenses (e.g. personnel benefits)	0.00	0.00	0.00	0.00	0.00	0.00	0.00	0.00	0.00	0.00	0.00	0.00	0.00	0.00	0.00	0.00	0.00	0.00	0.00	0.00	0.00	0.00	0.00	0.00	0.00	0.00		
Restitution for loss of government property	0.00	0.00	0.00	0.00	0.00	0.00	0.00	0.00	0.00	0.00	0.00	0.00	0.00	0.00	0.00	0.00	0.00	0.00	0.00	0.00	0.00	0.00	0.00	0.00	0.00	0.00		
Liquidated damages and similar claims	0.00	0.00	0.00	0.00	0.00	0.00	0.00	0.00	0.00	0.00	0.00	0.00	0.00	0.00	0.00	0.00	0.00	0.00	0.00	0.00	0.00	0.00	0.00	0.00	0.00	0.00		
Others (TF, BTR, Documentary Stamp Tax, etc.)	0.00	0.00	0.00	0.00	0.00	0.00	0.00	0.00	0.00	0.00	0.00	0.00	0.00	0.00	0.00	0.00	0.00	0.00	0.00	0.00	0.00	0.00	0.00	0.00	0.00	0.00		
TOTAL NON-CASH DISBURSEMENTS	4,535,462.52	1,516,788.98	0.00	0.00	6,052,251.50	0.00	0.00	0.00	0.00	0.00	0.00	0.00	0.00	0.00	0.00	0.00	6,052,251.50	0.00	0.00	0.00	0.00	4,535,462.52	1,516,788.98	0.00	0.00	6,052,251.50		
GRAND TOTAL	54,490,422.18	26,068,125.74	0.00	0.00	80,558,547.92	477.07	5,948,790.37	0.00	2,353,306.80	8,302,574.24	0.00	0.00	0.00	0.00	0.00	8,302,574.24	88,861,122.16	0.00	0.00	0.00	0.00	54,490,899.25	32,016,916.11	0.00	2,353,306.80	88,861,122.16		

Particulars	Previous Report	This Month	As at Date
(1)	(2)	(3)	(4)
Total Disbursement Authorities Received	1,011,902,134.51	125,428,251.50	1,137,330,386.01
NCA	934,772,000.00	119,376,000.00	1,054,148,000.00
NTA	0.00	0.00	0.00
Working Fund	0.00	0.00	0.00
TRA	77,130,134.51	6,052,251.50	83,182,386.01
CDC	0.00	0.00	0.00
NCAA	0.00	0.00	0.00
Less: Notice of Transfer of Allocations (NTA) issued	0.00	0.00	0.00
Total Disbursement Authorities Available	1,011,902,134.51	125,428,251.50	1,137,330,386.01
Less:			
Legal NCA	8,523,143.96	0.00	8,523,143.96
Disbursements	887,998,759.55	88,861,122.16	976,859,881.71
Less: Other Non-Cash Disbursements	0.00	0.00	0.00
Disbursements effected through outright deductions from claims	0.00	0.00	0.00
Overpayment of expenses (e.g. personnel benefits)	0.00	0.00	0.00
Restitution for loss of government property	0.00	0.00	0.00
Liquidated damages and similar claims	0.00	0.00	0.00
Others (e.g. TF, BTR, Cases Stamp, etc.)	0.00	0.00	0.00
Balance of Disbursement Authorities as at date	115,380,235.01	36,567,129.34	151,947,364.35
Total Disbursements Program	934,772,000.00	119,376,000.00	1,054,148,000.00
Less: Actual Disbursements	810,868,621.04	82,808,870.66	893,677,491.70
Over/Under spending	123,903,378.96	36,567,129.34	160,470,508.30

Certified Correct:  
  
AGUSTUS CESAR A. NAVARRO  
CHIEF-ACCOUNTING DIVISION  
Date: 2-Oct-21

Recommending Approval:  
  
ARACELI A. S. SOLUTA  
DIRECTOR, FINANCIAL SERVICES  
Date: 2-Oct-21

Approved By:  
  
ROBERT B. UY  
UNDERSECRETARY  
Date: 2-Oct-21