


SUMMARY OF PRIOR YEAR'S OBLIGATIONS, DISBURSEMENTS AND UNPAID PRIOR YEAR OBLIGATIONS
For the Period Ending September 30, 2013

Department: Department of Energy
Agency/Operating Units : _____
Region/Province/City: _____
Fund: Fund 101


Annex C

Particulars	PRIOR YEAR'S OBLIGATIONS			DISBURSEMENTS					Unpaid Obligations
	Balance Beginning of the year	Adjustments	Adjusted Balance	1st Quarter ending March 31	2nd Quarter ending June 30	3rd Quarter ending Sept. 30	4th Quarter ending Dec. 31	Total	
1	2	3	(2+3)=4	5	6	7	8	9 = (5+6+7+8)	10
I. PRIOR YEARS' ACCOUNTS PAYABLE									
Personnel Services	28,398,140.11		28,398,140.11	5,112,361.21	354,629.71			5,466,990.92	22,931,149.19
Maintenance & Other Operating Expenses	90,504,682.48		90,504,682.48	2,185,202.23	11,322,005.92	674,447.65		14,181,655.80	79,182,676.56
Capital Outlays	3,300,000.00		3,300,000.00			3,000,000.00			
TOTAL	122,202,822.59		122,202,822.59	7,297,563.44	11,676,635.63	3,674,447.65		22,648,646.72	99,554,175.87
II. OBLIGATIONS NOT YET DUE AND DEMANDABLE									
Personnel Services									
Maintenance & Other Operating Expenses									
Capital Outlays									
TOTAL									
GRAND TOTAL	122,202,822.59		122,202,822.59	7,297,563.44	11,676,635.63	3,674,447.65		22,648,646.72	99,554,175.87


Certified Correct:


ELISA B. MORALES
OIC, Budget Division

Certified Correct:


ARTURO M. CUDIA
OIC, Accounting Division

Approved By:


LORETA G. AYSON, CESO 1
Undersecretary