

FY 2018 MONTHLY DISBURSEMENT PROGRAM
(In Thousand Pesos)


Department : Department of Energy (DOE)
 Agency : Office of the Secretary
 Operating Unit : N/A
 Organization Code (UACS) : 090010000000
 Report Status : PENDING


Particulars	UACS CODE	Total Programs	Tax Rem Advice (TRA)	Net Program	Full Year Requirement																
					Quarter 1				Quarter 2				Quarter 3			Quarter 4			Full Year		
					Jan	Feb	March	Sub Total	April	May	June	Sub Total	July	Aug	Sep	Sub Total	Oct	Nov	Dec	Sub Total	Total
6	7	8	9=6+7+8	10	11	12	13=10+11+12	14	15	16	17=14+15+16	18	19	20	21=18+19+20	22					
Part A		3,149,253	174,978	2,974,275	94,708	143,272	125,108	363,088	267,056	184,488	125,491	577,035	336,118	147,136	334,613	817,867	227,816	189,307	374,464	791,587	2,549,577
I. NOTICE OF CASH ALLOCATION		3,149,253	174,978	2,974,275	94,708	143,272	125,108	363,088	267,056	184,488	125,491	577,035	336,118	147,136	334,613	817,867	227,816	189,307	374,464	791,587	2,549,577
A. FISCAL YEAR'S (FY) BUDGET		2,659,253	148,978	2,510,275	37,856	78,449	79,285	195,590	185,676	123,778	82,781	392,235	294,538	110,318	312,795	717,651	183,236	156,339	341,478	681,053	1,986,529
New General Appropriations		1,263,227	77,334	1,185,893	37,391	67,365	67,848	172,604	100,147	104,281	63,698	268,126	96,772	75,115	63,698	235,585	102,789	117,116	92,484	312,389	988,704
COMPREHENSIVE RELEASE		1,263,227	77,334	1,185,893	37,391	67,365	67,848	172,604	100,147	104,281	63,698	268,126	96,772	75,115	63,698	235,585	102,789	117,116	92,484	312,389	988,704
Current Year		1,263,227	77,334	1,185,893	37,391	67,365	67,848	172,604	100,147	104,281	63,698	268,126	96,772	75,115	63,698	235,585	102,789	117,116	92,484	312,389	988,704
Specific Budgets of	1101101	1,263,227	77,334	1,185,893	37,391	67,365	67,848	172,604	100,147	104,281	63,698	268,126	96,772	75,115	63,698	235,585	102,789	117,116	92,484	312,389	988,704
PS		472,438	37,795	434,643	15,731	29,271	29,274	74,276	33,261	58,627	29,274	121,162	34,758	29,271	29,274	93,303	29,662	62,272	38,060	129,994	418,735
MOOE		620,024	31,001	589,023	21,660	33,094	33,574	88,328	51,888	35,654	34,424	121,964	52,014	35,844	34,424	122,282	53,127	34,844	34,424	122,395	454,969
CO		170,765	8,538	162,227	5,000	5,000	10,000	15,000	10,000			25,000	10,000	10,000	20,000	20,000	20,000	20,000	20,000	60,000	115,000
Automatic Appropriations		1,396,026	71,644	1,324,382	465	11,084	11,437	22,986	85,529	19,497	19,083	124,109	197,766	35,203	249,097	482,066	80,447	39,223	248,994	368,664	997,825
COMPREHENSIVE RELEASE		42,278	2,114	40,164		3,523	3,523	7,046	3,523	3,523	3,523	10,569	3,523	3,523	3,523	10,569	3,523	3,523	3,523	10,569	38,753
Current Year		42,278	2,114	40,164		3,523	3,523	7,046	3,523	3,523	3,523	10,569	3,523	3,523	3,523	10,569	3,523	3,523	3,523	10,569	38,753
Retirement and Life	1104102	42,278	2,114	40,164		3,523	3,523	7,046	3,523	3,523	3,523	10,569	3,523	3,523	3,523	10,569	3,523	3,523	3,523	10,569	38,753
PS		42,278	2,114	40,164		3,523	3,523	7,046	3,523	3,523	3,523	10,569	3,523	3,523	3,523	10,569	3,523	3,523	3,523	10,569	38,753
FOR LATER RELEASE		1,353,748	69,530	1,284,218	465	7,561	7,914	15,940	82,006	15,974	15,560	113,540	194,243	31,680	245,574	471,497	76,924	35,700	245,471	358,095	959,072
Current Year		1,353,748	69,530	1,284,218	465	7,561	7,914	15,940	82,006	15,974	15,560	113,540	194,243	31,680	245,574	471,497	76,924	35,700	245,471	358,095	959,072
Collections from other production shares	3104332	1,353,748	69,530	1,284,218	465	7,561	7,914	15,940	82,006	15,974	15,560	113,540	194,243	31,680	245,574	471,497	76,924	35,700	245,471	358,095	959,072
PS		8,064	2,245	5,819	600	672		1,272	672	672	672	2,016	672	672	672	2,016	672	672	672	2,016	7,320
MOOE		1,225,153	61,258	1,163,895	465	6,961	7,129	14,555	75,879	15,302	14,888	106,069	126,771	31,008	238,242	396,021	75,692	35,028	244,799	355,519	872,164
CO		120,531	6,027	114,504		113	113	5,455				5,455	66,800		6,660	73,460	560		560	560	79,588
TOTAL PROGRAM		2,659,253	148,978	2,510,275	37,856	78,449	79,285	195,590	185,676	123,778	82,781	392,235	294,538	110,318	312,795	717,651	183,236	156,339	341,478	681,053	1,986,529
PS		522,780	42,154	480,626	15,731	33,394	33,469	82,594	37,456	62,822	33,469	133,747	38,953	33,466	33,469	105,888	33,857	66,467	42,255	142,579	464,808
MOOE		1,845,177	92,259	1,752,918	22,125	40,055	40,703	102,883	127,765	50,956	49,312	228,033	178,785	66,852	272,666	518,303	128,819	69,872	279,223	477,914	1,327,133
CO		291,296	14,565	276,731		5,000	5,113	10,113	20,455	10,000		30,455	76,800	10,000	6,660	93,460	20,560	20,000	20,000	60,560	194,588
B. PRIOR YEAR (PY) OBLIGATION		490,000	26,000	464,000	42,272	50,243	31,243	123,758	66,800	46,130	28,130	141,060	27,000	22,238	7,238	56,476	30,000	18,388	18,388	66,776	388,070
New General Appropriations		190,000	11,000	179,000	42,000	29,000	10,000	81,000	35,000	23,000	5,000	63,000	15,000	15,000	30,000	5,000				5,000	179,000
COMPREHENSIVE RELEASE		190,000	11,000	179,000	42,000	29,000	10,000	81,000	35,000	23,000	5,000	63,000	15,000	15,000	30,000	5,000				5,000	179,000
Prior Year Accounts		190,000	11,000	179,000	42,000	29,000	10,000	81,000	35,000	23,000	5,000	63,000	15,000	15,000	30,000	5,000				5,000	179,000
Specific Budgets of	1101101	190,000	11,000	179,000	42,000	29,000	10,000	81,000	35,000	23,000	5,000	63,000	15,000	15,000	30,000	5,000				5,000	179,000
PS		50,000	4,000	46,000	18,000	15,000	5,000	38,000	5,000	3,000		8,000									46,000
MOOE		100,000	5,000	95,000	20,000	10,000	5,000	35,000	15,000	15,000	5,000	35,000	10,000	10,000	20,000	5,000				5,000	95,000
CO		40,000	2,000	38,000	4,000	4,000		8,000	15,000	5,000		20,000	5,000	5,000	10,000						38,000
Automatic Appropriations		300,000	15,000	285,000	272	21,243	21,243	42,758	31,800	23,130	23,130	78,060	12,000	7,238	7,238	26,476	25,000	18,388	18,388	61,776	209,070
FOR LATER RELEASE		300,000	15,000	285,000	272	21,243	21,243	42,758	31,800	23,130	23,130	78,060	12,000	7,238	7,238	26,476	25,000	18,388	18,388	61,776	209,070
Prior Year Accounts		300,000	15,000	285,000	272	21,243	21,243	42,758	31,800	23,130	23,130	78,060	12,000	7,238	7,238	26,476	25,000	18,388	18,388	61,776	209,070
Collections from other production shares	3104332	300,000	15,000	285,000	272	21,243	21,243	42,758	31,800	23,130	23,130	78,060	12,000	7,238	7,238	26,476	25,000	18,388	18,388	61,776	209,070
MOOE		300,000	15,000	285,000	272	21,243	21,243	42,758	31,800	23,130	23,130	78,060	12,000	7,238	7,238	26,476	25,000	18,388	18,388	61,776	209,070
TOTAL PROGRAM		490,000	26,000	464,000	42,272	50,243	31,243	123,758	66,800	46,130	28,130	141,060	27,000	22,238	7,238	56,476	30,000	18,388	18,388	66,776	388,070
PS		50,000	4,000	46,000	18,000	15,000	5,000	38,000	5,000	3,000		8,000									46,000
MOOE		400,000	20,000	380,000	20,272	31,243	26,243	77,758	46,800	38,130	28,130	113,060	22,000	17,238	7,238	46,476	30,000	18,388	18,388	66,776	304,070
CO		40,000	2,000	38,000	4,000	4,000		8,000	15,000	5,000		20,000	5,000	5,000	10,000						38,000


FY 2018 MONTHLY DISBURSEMENT PROGRAM
(In Thousand Pesos)

Department : Department of Energy (DOE)
 Agency : Office of the Secretary
 Operating Unit : N/A
 Organization Code (UACS) : 090010000000
 Report Status : PENDING

Particulars	UACS CODE	Total Programs	Tax Rem Advice (TRA)	Net Program	Full Year Requirement																
					Quarter 1				Quarter 2				Quarter 3				Quarter 4				Full Year
					Jan	Feb	March	Sub Total	April	May	June	Sub Total	July	Aug	Sep	Sub Total	Oct	Nov	Dec	Sub Total	Total
6	7	8	9=6+7+8	10	11	12	13=10+11+12	14	15	16	17=14+15+16	18	19	20	21=18+19+20	22					
TOTAL NCA PROGRAM		3,149,253	174,978	2,974,275	80,128	128,692	110,528	319,348	252,476	169,908	110,911	533,295	321,538	132,556	320,033	774,127	213,236	174,727	359,866	747,829	2,374,599
PS		572,780	46,154	526,626	33,731	48,394	38,469	120,594	42,456	65,822	33,469	141,747	38,953	33,466	33,469	105,888	33,957	66,467	42,255	142,579	510,808
MOOE		2,245,177	112,259	2,132,918	42,397	71,298	66,946	180,641	174,565	89,086	77,442	341,093	200,785	84,090	279,904	564,779	158,819	88,260	297,611	544,690	1,631,203
CO		331,296	16,565	314,731	4,000	9,000	5,113	18,113	35,455	15,000		50,455	81,800	15,000	6,660	103,460	20,560	20,000	20,000	60,560	232,588
IV. TAX REMITTANCE ADVICE			174,978		14,580	14,580	14,580	43,740	14,580	14,580	14,580	43,740	14,580	14,580	14,580	43,740	14,580	14,580	14,580	43,738	174,978
PS			46,154		3,846	3,846	3,846	11,538	3,846	3,846	3,846	11,538	3,846	3,846	3,846	11,538	3,846	3,846	3,846	11,540	46,154
MOOE			112,259		9,354	9,354	9,354	28,062	9,354	9,354	9,354	28,062	9,354	9,354	9,354	28,062	9,354	9,354	9,385	28,073	112,259
CO			16,565		1,380	1,380	1,380	4,140	1,380	1,380	1,380	4,140	1,380	1,380	1,380	4,140	1,380	1,380	1,385	4,145	16,565
VI. TOTAL DISBURSEMENT PROGRAM		3,149,253	174,978	2,974,275	94,708	143,272	125,108	363,088	267,056	184,488	125,491	577,035	336,118	147,136	334,613	817,867	227,816	189,307	374,464	791,587	2,549,577
PS		572,780	46,154	526,626	37,577	52,240	42,315	132,132	46,302	69,668	37,315	153,285	42,799	37,312	37,315	117,426	37,703	70,313	46,103	154,119	556,962
MOOE		2,245,177	112,259	2,132,918	51,751	80,652	76,300	208,703	183,919	98,440	86,796	369,155	210,139	93,444	289,258	592,841	168,173	97,614	306,976	572,763	1,743,462
CO		331,296	16,565	314,731	5,380	10,380	6,493	22,253	36,835	16,380	1,380	54,595	83,180	16,380	8,040	107,600	21,940	21,380	21,385	64,705	249,153

Prepared By: 
 ELISA B. MORALES
 Chief, Budget Division

In Coordination: 
 ARTURO M. CUDIA
 Chief, Accountant Division

Approved By: 
 ALFONSO S. BOUSI
 Department Secretary

Date: _____
 This report was generated using the Unified Reporting System on 05/11/2017 08:46
 BED Level: 01 - Agency Submission (NEP)

Date: NOV 20 2017

