

STATEMENT OF APPROPRIATIONS, ALLOTMENTS, OBLIGATIONS, DISBURSEMENTS AND BALANCES
As of the Quarter Ending June 30, 2019


Department : Department of Energy (DOE)
Agency : Office of the Secretary
Operating Unit : N/A
Organization Code (UACS) : 09001000000
Funding Source Code (as clustered): 03 - Locally Funded Project


Authorization: 01 - Current Year Appropriations
Report Status:


Particulars	UACS CODE	Appropriation				Allotments				Current Year Obligations					Current Year Disbursements					Balances				
		Authorized Appropriation	Adjustments (Transfer (to)/from Realignment)	Adjusted Appropriations	Allotment Received	Adjustments (Withdrawal, Realignment)	Transfer To	Transfer From	Adjusted Total Allotments	1st Quarter Ending March 31	2nd Quarter Ending June 30	3rd Quarter Ending September 30	4th Quarter Ending December 31	Total	1st Quarter Ending March 31	2nd Quarter Ending June 30	3rd Quarter Ending September 30	4th Quarter Ending December 31	Total	Unreleased Appropriations	Unobligated Allotment	Unpaid Obligations (15-20)=(23-24)		
1	2	3	4	5=(3+4)	6	7	8	9	10=(8+(-7)+8+9)	11	12	13	14	15=(11+12+13+14)	16	17	18	19	20=(16+17+18+19)	21=(15-10)	22=(10-15)	23	24	
I. Agency Specific Budget																								
II. Automatic Appropriations		754,375,000.00	267,804,556.00	1,022,179,556.00	1,011,529,556.00				1,011,529,556.00		277,988,191.07			277,988,191.07		3,548,199.46			3,548,199.46	10,650,000.00	733,541,364.93	274,439,991.61		
Collections from other production shares and miscellaneous income	03104332	754,375,000.00	267,804,556.00	1,022,179,556.00	1,011,529,556.00				1,011,529,556.00		277,988,191.07			277,988,191.07		3,548,199.46			3,548,199.46	10,650,000.00	733,541,364.93	274,439,991.61		
Maintenance and Other Operating Expenses	5026900000	242,050,000.00	11,107,994.00	253,157,994.00	253,157,994.00				253,157,994.00		21,291,629.07			21,291,629.07		3,548,199.46			3,548,199.46		231,866,364.93	17,743,429.61		
Traveling Expenses	5020100000	60,325,000.00	-	60,325,000.00	60,325,000.00				60,325,000.00		6,752,530.24			6,752,530.24		2,591,071.58			2,591,071.58		53,572,469.76	4,161,458.66		
Traveling Expenses - Local	5020101000	31,111,000.00	-	31,111,000.00	31,111,000.00				31,111,000.00		2,921,107.96			2,921,107.96		750,396.16			750,396.16		28,189,892.04	2,170,711.80		
Traveling Expenses - Foreign	5020102000	29,214,000.00	-	29,214,000.00	29,214,000.00				29,214,000.00		3,831,422.28			3,831,422.28		1,840,675.42			1,840,675.42		25,382,577.72	1,990,746.86		
Training and Scholarship Expenses	5020200000	9,595,000.00	-	9,595,000.00	9,595,000.00				9,595,000.00		601,813.67			601,813.67		436,655.50			436,655.50		8,993,186.33	165,158.17		
Training Expenses	5020201000	9,595,000.00	-	9,595,000.00	9,595,000.00				9,595,000.00		601,813.67			601,813.67		436,655.50			436,655.50		8,993,186.33	165,158.17		
Supplies and Materials	5020300000	21,218,000.00	-	21,218,000.00	21,218,000.00				21,218,000.00		487,016.50			487,016.50		18,000.00			18,000.00		20,730,983.50	469,016.50		
Office Supplies Expenses	5020301000	6,407,000.00	-	6,407,000.00	6,407,000.00				6,407,000.00		441,516.50			441,516.50		-			-		5,965,483.50	441,516.50		
ICT Office Supplies	5020301002	3,837,000.00	-	3,837,000.00	3,837,000.00				3,837,000.00		349,504.00			349,504.00		-			-		3,487,496.00	349,504.00		
Office Supplies Exp	5020301001	2,570,000.00	-	2,570,000.00	2,570,000.00				2,570,000.00		92,012.50			92,012.50		-			-		2,477,987.50	92,012.50		
Medical, Dental and Laboratory Supplies	5020308000	3,067,000.00	-	3,067,000.00	3,067,000.00				3,067,000.00		18,000.00			18,000.00		18,000.00			18,000.00		3,049,000.00			
Medical, Dental and Laboratory	5020308000	3,067,000.00	-	3,067,000.00	3,067,000.00				3,067,000.00		18,000.00			18,000.00		18,000.00			18,000.00		3,049,000.00			
Fuel, Oil and Lubricants Exp	5020309000	978,000.00	-	978,000.00	978,000.00				978,000.00							-			-		978,000.00			
Fuel, Oil and Lubricants	5020309000	978,000.00	-	978,000.00	978,000.00				978,000.00							-			-		978,000.00			
Other Supplies and Material Expenses	5020399000	10,766,000.00	-	10,766,000.00	10,766,000.00				10,766,000.00		27,500.00			27,500.00		-			-		10,738,500.00	27,500.00		
Other Supplies and Material	5020399000	10,766,000.00	-	10,766,000.00	10,766,000.00				10,766,000.00		27,500.00			27,500.00		-			-		10,738,500.00	27,500.00		
Communication Expenses	5020500000	421,000.00	-	421,000.00	421,000.00				421,000.00		195,693.04			195,693.04		10,000.00			10,000.00		225,306.96	29,000.00		
Postage and Courier Service	5020501000	60,000.00	-	60,000.00	60,000.00				60,000.00		10,000.00			10,000.00		10,000.00			10,000.00		50,000.00			
Postage and Courier	5020501000	60,000.00	-	60,000.00	60,000.00				60,000.00		10,000.00			10,000.00		10,000.00			10,000.00		50,000.00			
Telephone Expenses	5020502000	261,000.00	-	261,000.00	261,000.00				261,000.00		156,722.04			156,722.04		132,835.98			132,835.98		128,196.02	23,896.06		
Mobile	5020502001	261,000.00	-	261,000.00	261,000.00				261,000.00		156,722.04			156,722.04		132,835.98			132,835.98		128,196.02	23,896.06		
Internet Subscription Expense	5020503000	100,000.00	-	100,000.00	100,000.00				100,000.00		28,971.00			28,971.00		23,777.00			23,777.00		71,029.00	5,194.00		
Internet Subscription	5020503000	100,000.00	-	100,000.00	100,000.00				100,000.00		28,971.00			28,971.00		23,777.00			23,777.00		71,029.00	5,194.00		
Professional Services	5021100000	55,974,000.00	-	55,974,000.00	55,974,000.00				55,974,000.00		1,225,974.98			1,225,974.98		208,875.76			208,875.76		54,748,025.02	1,017,099.22		
Consultancy Services	5021103000	42,095,000.00	-	42,095,000.00	42,095,000.00				42,095,000.00							-			-		42,095,000.00			
Consultancy Service	5021103002	42,095,000.00	-	42,095,000.00	42,095,000.00				42,095,000.00							-			-		42,095,000.00			
Other Professional Services	5021199000	13,879,000.00	-	13,879,000.00	13,879,000.00				13,879,000.00		1,225,974.98			1,225,974.98		208,875.76			208,875.76		12,653,025.02	1,017,099.22		
Other Professional	5021199000	13,879,000.00	-	13,879,000.00	13,879,000.00				13,879,000.00		1,225,974.98			1,225,974.98		208,875.76			208,875.76		12,653,025.02	1,017,099.22		
General Services	5021200000	39,721,000.00	-	39,721,000.00	39,721,000.00				39,721,000.00							-			-		39,721,000.00			
Security Services	5021203000	800,000.00	-	800,000.00	800,000.00				800,000.00							-			-		800,000.00			
Security Services	5021203000	800,000.00	-	800,000.00	800,000.00				800,000.00							-			-		800,000.00			
Other General Services	5021299000	38,921,000.00	-	38,921,000.00	38,921,000.00				38,921,000.00							-			-		38,921,000.00			
Other General Ser	5021299009	38,921,000.00	-	38,921,000.00	38,921,000.00				38,921,000.00							-			-		38,921,000.00			
Repairs and Maintenance	5021300000	6,431,000.00	-	6,431,000.00	6,431,000.00				6,431,000.00							-			-		6,431,000.00			
Repairs and Maintenance - Machinery and Equipment	5021305000	6,181,000.00	-	6,181,000.00	6,181,000.00				6,181,000.00							-			-		6,181,000.00			
Information and Communication Technology	5021305003	2,331,000.00	-	2,331,000.00	2,331,000.00				2,331,000.00							-			-		2,331,000.00			
Technical and Scientific	5021305014	3,850,000.00	-	3,850,000.00	3,850,000.00				3,850,000.00							-			-		3,850,000.00			
Repairs and Maintenance - Transportation Equipment	5021306000	250,000.00	-	250,000.00	250,000.00				250,000.00							-			-		250,000.00			
Motor Vehicles	5021306001	250,000.00	-	250,000.00	250,000.00				250,000.00							-			-		250,000.00			
Other Maintenance and Operating Expenses	5029900000	48,365,000.00	-	48,365,000.00	48,365,000.00				48,365,000.00		920,606.64			920,606.64		126,983.64			126,983.64		47,444,393.36	793,623.00		
Advertising Expenses	5029901000	12,900,000.00	-	12,900,000.00	12,900,000.00				12,900,000.00							-			-		12,900,000.00			
Advertising Expense	5029901000	12,900,000.00	-	12,900,000.00	12,900,000.00				12,900,000.00							-			-		12,900,000.00			
Printing and Publication Expenses	5029902000	1,568,000.00	-	1,568,000.00	1,568,000.00				1,568,000.00							-			-		1,568,000.00			
Printing and Publication	5029902000	1,568,000.00	-	1,568,000.00	1,568,000.00				1,568,000.00							-			-		1,568,000.00			
Representation Expenses	5029903000	30,320,000.00	-	30,320,000.00	30,320,000.00				30,320,000.00		905,606.64			905,606.64		111,983.64			111,983.64		29,414,393.36	793,623.00		


Particulars	UACS CODE	Appropriation				Allotments				Current Year Obligations					Current Year Disbursements				Balances						
		Authorized Appropriation	Adjustments (Transfer (to)/from Realignment)	Adjusted Appropriations	Allotment Received	Adjustments (Withdrawal, Realignment)	Transfer To	Transfer From	Adjusted Total Allotments	1st Quarter Ending March 31	2nd Quarter Ending June 30	3rd Quarter Ending September 30	4th Quarter Ending December 31	Total	1st Quarter Ending March 31	2nd Quarter Ending June 30	3rd Quarter Ending September 30	4th Quarter Ending December 31	Total	Unreleased Appropriations	Unobligated Allotment	Unpaid Obligations (15-20)-(23-24)			
																						23	24		
Taxes, Insurance Premium and Other Fees	5021500000	-	11,107,994.00	11,107,994.00	11,107,994.00			11,107,994.00					11,107,994.00											11,107,994.00	
Taxes, Duties and Licenses	5021501000	-	11,107,994.00	11,107,994.00	11,107,994.00			11,107,994.00					11,107,994.00											11,107,994.00	
Taxes, Duties and	5021501001	-	11,107,994.00	11,107,994.00	11,107,994.00			11,107,994.00					11,107,994.00											11,107,994.00	
Capital Outlays		512,325,000.00	256,696,562.00	769,021,562.00	758,371,562.00			758,371,562.00		256,696,562.00			256,696,562.00								10,650,000.00	501,675,000.00		256,696,562.00	
Property, Plant and Equipment	5060400000	512,325,000.00	256,696,562.00	769,021,562.00	758,371,562.00			758,371,562.00		256,696,562.00			256,696,562.00								10,650,000.00	501,675,000.00		256,696,562.00	
Infrastructure Outlay	5060403000	495,000,000.00	-	495,000,000.00	495,000,000.00			495,000,000.00																495,000,000.00	
Power Supply System	5060403005	495,000,000.00	-	495,000,000.00	495,000,000.00			495,000,000.00																495,000,000.00	
Machinery and Equipment	5060405000	14,657,000.00	-	14,657,000.00	6,419,000.00			6,419,000.00													8,238,000.00			6,419,000.00	
Office Equipment	5060405002	969,000.00	-	969,000.00	969,000.00			969,000.00																969,000.00	
Information and Communication Technology	5060405003	1,850,000.00	-	1,850,000.00	-			-													1,850,000.00			-	
Scientific Equipment	5060405014	11,838,000.00	-	11,838,000.00	5,450,000.00			5,450,000.00													6,388,000.00	5,450,000.00		-	
Transportation and Equipment Outlay	5060406000	2,412,000.00	256,696,562.00	259,108,562.00	256,696,562.00			256,696,562.00		256,696,562.00			256,696,562.00										2,412,000.00		256,696,562.00
Motor Vehicles	5060406001	2,412,000.00	256,696,562.00	259,108,562.00	256,696,562.00			256,696,562.00		256,696,562.00			256,696,562.00										2,412,000.00		256,696,562.00
Furniture, Fixture and Books Outlay	5060407000	256,000.00	-	256,000.00	256,000.00			256,000.00																256,000.00	
Furniture and	5060407001	256,000.00	-	256,000.00	256,000.00			256,000.00																256,000.00	
GRAND TOTAL		754,375,000.00	267,804,556.00	1,022,179,556.00	1,011,529,556.00			1,011,529,556.00		277,988,191.07			277,988,191.07		3,548,199.46						3,548,199.46	10,650,000.00	733,541,364.93	274,436,991.61	

This report was generated using the Unified Reporting System

Certified Correct:

 ELISA B. MORALES
 Chief, Budget Officer

Certified Correct:

 MYRNA S. PENARANDA
 OIC, Chief Accountant

Recommended By:

 ARACELI A. S. SOLUTA
 Director, Financial Service

Approved By:

 RAUL B. AGUILO, CESO I
 Undersecretary