




Particulars	UACS CODE	Appropriation					Current Year Obligations							Current Year Disbursements				Balances											
		Authorized Appropriation	Adjustments (Transfer To/From, Realignment)	Adjusted Appropriations	Allotments Received	Adjustments (Withdrawal, Realignment)	Transfer To	Transfer From	Adjusted Total Allotments	1st Quarter Ending March 31	2nd Quarter Ending June 30	3rd Quarter Ending Sept. 30	4th Quarter Ending Dec. 31	Total	1st Quarter Ending March 31	2nd Quarter Ending June 30	3rd Quarter Ending Sept. 30	4th Quarter Ending Dec. 31	Total	Unreleased Appropriations	Unobligated Allotment	Unpaid Obligations (15-20) = (23+24)							
		3	4	5	6	7	8	9	10=(6+7-8+9)	11	12	13	14	15=(11+12+13+14)	16	17	18	19	20=(16+17+18+19)	21=(5-10)	22=(10-15)	23	24						
Printing and Publication Expenses	5029902000	1,408,000.00	410,000.00	1,818,000.00	1,408,000.00			1,818,000.00																		1,818,000.00			
Printing and Publication Expenses	5029902000	1,408,000.00	410,000.00	1,818,000.00	1,408,000.00			1,818,000.00																		1,818,000.00			
Representation Expenses	5029903000	17,801,000.00	13,600,000.00	31,401,000.00	18,797,000.00			31,401,000.00	57,331.00	807,750.38	2,594,208.79	12,097,476.37	15,556,766.54		194,704.48	1,504,549.51	2,561,427.13	4,260,681.12							15,844,233.48	57,331.00	11,238,754.42		
Representation Expenses	5029903000	17,801,000.00	13,600,000.00	31,401,000.00	18,797,000.00			31,401,000.00	57,331.00	807,750.38	2,594,208.79	12,097,476.37	15,556,766.54		194,704.48	1,504,549.51	2,561,427.13	4,260,681.12							15,844,233.48	57,331.00	11,238,754.42		
Transportation and Delivery Expenses	5029904000	303,000.00		303,000.00	303,000.00			303,000.00																		303,000.00			
Transportation and Delivery Expenses	5029904000	303,000.00		303,000.00	303,000.00			303,000.00																		303,000.00			
Rent/Lease Expenses	5029905000	6,710,000.00	(422,000.00)	6,288,000.00	6,710,000.00	(422,000.00)		6,288,000.00			289,800.00	805,690.00	1,095,490.00					542,200.00	542,200.00						5,192,510.00			553,290.00	
Rents - Building and Structures	5029905001	4,400,000.00		4,400,000.00	4,400,000.00			4,400,000.00																		4,400,000.00			
Rents - Motor Vehicles	5029905003	2,310,000.00	(422,000.00)	1,888,000.00	2,310,000.00	(422,000.00)		1,888,000.00			289,800.00	805,690.00	1,095,490.00					542,200.00	542,200.00						792,510.00			553,290.00	
Subscription Expenses	5029907000	1,020,000.00		1,020,000.00	1,020,000.00			1,020,000.00																		1,020,000.00			
Other Subscription Expenses	5029907099	1,020,000.00		1,020,000.00	1,020,000.00			1,020,000.00																		1,020,000.00			
Capital Outlays		120,531,000.00		120,531,000.00	79,041,000.00			79,041,000.00																		41,490,000.00	28,853,091.50		50,187,908.50
Property, Plant and Equipment Outlay	5060400000	120,531,000.00		120,531,000.00	79,041,000.00			79,041,000.00																		41,490,000.00	28,853,091.50		50,187,908.50
Buildings and Other Structures	5060404000	40,000,000.00		40,000,000.00																						40,000,000.00			
Other Structures	5060404099	40,000,000.00		40,000,000.00																						40,000,000.00			
Machinery and Equipment Outlay	5060405000	71,702,000.00		71,702,000.00	71,702,000.00			71,702,000.00				45,833,548.50	45,833,548.50													25,868,451.50			45,833,548.50
Office Equipment	5060405002	565,000.00		565,000.00	565,000.00			565,000.00				123,000.00	123,000.00													442,000.00			123,000.00
Information and Communication Technology Equipment	5060405003	3,110,000.00		3,110,000.00	3,110,000.00			3,110,000.00				2,351,000.00	2,351,000.00													759,000.00			2,351,000.00
Technical and Scientific Equipment	5060405014	63,971,000.00		63,971,000.00	63,971,000.00			63,971,000.00				42,307,429.50	42,307,429.50													21,663,570.50			42,307,429.50
ICT Software	5060405015	3,000,000.00		3,000,000.00	3,000,000.00			3,000,000.00																		3,000,000.00			
Other Machinery and Equipment	5060405099	1,056,000.00		1,056,000.00	1,056,000.00			1,056,000.00				1,052,119.00	1,052,119.00													3,881.00			1,052,119.00
Transportation Equipment Outlay	5060406000	8,829,000.00		8,829,000.00	7,339,000.00			7,339,000.00				4,354,360.00	4,354,360.00												1,490,000.00	2,984,640.00		4,354,360.00	
Motor Vehicles	5060406001	8,829,000.00		8,829,000.00	7,339,000.00			7,339,000.00				4,354,360.00	4,354,360.00												1,490,000.00	2,984,640.00		4,354,360.00	
GRAND TOTAL																													
Grand Total		1,353,748,000.00		1,353,748,000.00	999,407,000.00			999,407,000.00	277,303.42	10,903,526.01	150,575,263.99	446,505,563.27	608,261,656.69	22,720.00	7,262,701.57	16,820,755.95	21,398,298.99	45,504,476.51	354,341,000.00	391,145,343.31	254,583.42	562,502,596.76							

Certified Correct:

 ELISA B. MORALES
 Budget Officer
 Date: 16/Jan/2019

Certified Correct:

 MIRNA G. PEÑARANDA
 OIC Chief Accountant
 Date:

Recommended By:

 ARACELI A. S. SOLUTA
 Director, FMS
 Date: 16/Jan/2019

Approved By:

 RAÜL B. AGUILOS CELSO
 Undersecretary
 Date: 16/Jan/2019