

STATEMENT OF APPROPRIATIONS, ALLOTMENTS, OBLIGATIONS, DISBURSEMENTS AND BALANCES

As at the Quarter Ending December 31, 2020

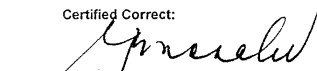
Department : Department of Energy (DOE)
 Agency/Entity : Office of the Secretary
 Operating Unit : < not applicable >
 Organization Code (UACS) : 09 001 000000
 Fund Cluster : 03 Special Account - Locally Funded/Domestic Grants Fund

X	Current Year Appropriations
	Supplemental Appropriations
	Continuing Appropriations

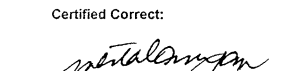
(e.g. UACS Fund Cluster: 01-Regular Agency Fund, 02-Foreign Assisted Projects Fund, 03-Special Account-Locally Funded/Domestic Grants Fund, and 04-Special Account-Foreign Assisted/Foreign Grants Fund)

Particulars	UACS CODE	Appropriations			Allotments			Current Year Obligations					Current Year Disbursements					Balances					
		Authorized Appropriations	Transfer To/From, Modifications/	Adjusted Appropriations	Allotments Received	Adjustments (Reductions, Modifications/	Transfer To	Transfer From	Adjusted Total Allotments	1st Quarter Ending March 31	2nd Quarter Ending June 30	3rd Quarter Ending Sept. 30	4th Quarter Ending Dec. 31	TOTAL	1st Quarter Ending March 31	2nd Quarter Ending June 30	3rd Quarter Ending Sept. 30	4th Quarter Ending Dec. 31	TOTAL	Unreleased Appro	Unobligated Allotments	Unpaid Obligations	
																						Due and Demandable	Not Yet Due and Demandable
1	2	3	4	5=(3+4)	6	7	8	9	10=[(6+(-)7)-8+9]	11	12	13	14	15=[(11+12+13+14)]	16	17	18	19	20=[(16+17+18+19)]	21	22	23	24
II. Automatic Appropriations		854,910,000.00	0.00	854,910,000.00	376,684,000.00	0.00	0.00	0.00	376,684,000.00	0.00	0.00	10,458,664.10	84,250,763.74	94,709,427.84	0.00	0.00	6,485,792.61	6,398,130.08	12,883,922.69	478,226,000.00	281,974,572.16	50,422,590.68	31,402,914.47
Special Accounts in the General Fund		854,910,000.00	0.00	854,910,000.00	376,684,000.00	0.00	0.00	0.00	376,684,000.00	0.00	0.00	10,458,664.10	84,250,763.74	94,709,427.84	0.00	0.00	6,485,792.61	6,398,130.08	12,883,922.69	478,226,000.00	281,974,572.16	50,422,590.68	31,402,914.47
Collections from other production shares and miscellaneous income		854,910,000.00	0.00	854,910,000.00	376,684,000.00	0.00	0.00	0.00	376,684,000.00	0.00	0.00	10,458,664.10	84,250,763.74	94,709,427.84	0.00	0.00	6,485,792.61	6,398,130.08	12,883,922.69	478,226,000.00	281,974,572.16	50,422,590.68	31,402,914.47
MOOE		519,648,000.00	0.00	519,648,000.00	118,922,000.00	0.00	0.00	0.00	118,922,000.00	0.00	0.00	10,458,664.10	59,572,873.34	70,031,537.44	0.00	0.00	6,485,792.61	6,398,130.08	12,883,922.69	400,726,000.00	48,890,462.56	25,744,700.28	31,402,914.47
CO		335,262,000.00	0.00	335,262,000.00	257,762,000.00	0.00	0.00	0.00	257,762,000.00	0.00	0.00	0.00	24,677,890.40	24,677,890.40	0.00	0.00	0.00	0.00	0.00	77,500,000.00	233,084,109.60	24,677,890.40	0.00
Sub-total II. Automatic Appropriations		854,910,000.00	0.00	854,910,000.00	376,684,000.00	0.00	0.00	0.00	376,684,000.00	0.00	0.00	10,458,664.10	84,250,763.74	94,709,427.84	0.00	0.00	6,485,792.61	6,398,130.08	12,883,922.69	478,226,000.00	281,974,572.16	50,422,590.68	31,402,914.47
PS		0.00	0.00	0.00	0.00	0.00	0.00	0.00	0.00	0.00	0.00	0.00	0.00	0.00	0.00	0.00	0.00	0.00	0.00	0.00	0.00	0.00	0.00
MOOE		519,648,000.00	0.00	519,648,000.00	118,922,000.00	0.00	0.00	0.00	118,922,000.00	0.00	0.00	10,458,664.10	59,572,873.34	70,031,537.44	0.00	0.00	6,485,792.61	6,398,130.08	12,883,922.69	400,726,000.00	48,890,462.56	25,744,700.28	31,402,914.47
FinEx		0.00	0.00	0.00	0.00	0.00	0.00	0.00	0.00	0.00	0.00	0.00	0.00	0.00	0.00	0.00	0.00	0.00	0.00	77,500,000.00	233,084,109.60	24,677,890.40	0.00
CO		335,262,000.00	0.00	335,262,000.00	257,762,000.00	0.00	0.00	0.00	257,762,000.00	0.00	0.00	0.00	24,677,890.40	24,677,890.40	0.00	0.00	0.00	0.00	0.00	77,500,000.00	233,084,109.60	24,677,890.40	0.00
GRAND TOTAL		854,910,000.00	0.00	854,910,000.00	376,684,000.00	0.00	0.00	0.00	376,684,000.00	0.00	0.00	10,458,664.10	84,250,763.74	94,709,427.84	0.00	0.00	6,485,792.61	6,398,130.08	12,883,922.69	478,226,000.00	281,974,572.16	50,422,590.68	31,402,914.47
MOOE		519,648,000.00	0.00	519,648,000.00	118,922,000.00	0.00	0.00	0.00	118,922,000.00	0.00	0.00	10,458,664.10	59,572,873.34	70,031,537.44	0.00	0.00	6,485,792.61	6,398,130.08	12,883,922.69	400,726,000.00	48,890,462.56	25,744,700.28	31,402,914.47
CO		335,262,000.00	0.00	335,262,000.00	257,762,000.00	0.00	0.00	0.00	257,762,000.00	0.00	0.00	0.00	24,677,890.40	24,677,890.40	0.00	0.00	0.00	0.00	0.00	77,500,000.00	233,084,109.60	24,677,890.40	0.00

Certified Correct:


 ELISA B. MORALES
 CHIEF, BUDGET DIVISION
 Date: 9


Certified Correct:


 MARIQUITA E. TALAMAYAN
 CHIEF, ACCOUNTING DIVISION
 Date:

Recommending Approval:


 ARACELI A. S. SOLUTA
 DIRECTOR, FINANCIAL SERVICES
 Date:

Approved By:


 ROBERT B. UY
 ASEC & OIC, UNDERSECRETARY for Finance & Admin.
 Date: