



STATEMENT OF APPROPRIATIONS, ALLOTMENTS, OBLIGATIONS, DISBURSEMENTS AND BALANCES
As at the Quarter Ending September 30, 2019


Department: Department of Energy (DOE)
Agency: Office of the Secretary
Operating Unit: < not applicable >
Organization Code: 09 001 0000000
Fund Cluster: 03 Special Account - Locally Funded/Domestic Grants Fund
(e.g. UACS Fund Cluster: 01-Regular Agency Fund, 02-Foreign Assisted Projects Fund, 03-Special Account-Locally Funded/Domestic Grants Fund, and 04-Special Account-Foreign Assisted/Foreign Grants Fund)


<input checked="" type="checkbox"/>	Current Year Appropriations
<input type="checkbox"/>	Supplemental Appropriations
<input type="checkbox"/>	Continuing Appropriations

Particulars	UACS CODE	Appropriations		Allotments		Current Year Obligations					Current Year Disbursements					Balances							
		Authorized Appropriations	Adjustments (Transfer To/From, Realignment)	Adjusted Appropriations	Allotments Received	Adjustments (Withdrawal, Realignment)	Transfer To	Transfer From	Adjusted Total Allotments	1st Quarter Ending March 31	2nd Quarter Ending June 30	3rd Quarter Ending Sept. 30	4th Quarter Ending Dec. 31	TOTAL	1st Quarter Ending March 31	2nd Quarter Ending June 30	3rd Quarter Ending Sept. 30	4th Quarter Ending Dec. 31	TOTAL	Unreleased Appro	Unobligated Allotments	Unpaid Obligations (15-20)=(23+24)	
		3	4	5=(3+4)	6	7	8	9	10=[(6+(-7))-8+9]	11	12	13	14	15=(11+12+13+14)	16	17	18	19	20=(16+17+18+19)	21	22	23	24
II. Automatic Appropriations		754,375,000.00	267,804,556.00	1,022,179,556.00	754,063,000.00	267,804,556.00	0.00	0.00	1,021,867,556.00	0.00	277,988,191.07	533,812,614.66	0.00	811,800,805.75	0.00	3,548,199.46	29,550,346.72	0.00	33,098,546.18	312,000.00	210,066,750.25	0.00	778,702,259.57
Special Accounts in the General Fund		754,375,000.00	267,804,556.00	1,022,179,556.00	754,063,000.00	267,804,556.00	0.00	0.00	1,021,867,556.00	0.00	277,988,191.07	533,812,614.66	0.00	811,800,805.75	0.00	3,548,199.46	29,550,346.72	0.00	33,098,546.18	312,000.00	210,066,750.25	0.00	778,702,259.57
Collections from other production shares and miscellaneous income		754,375,000.00	267,804,556.00	1,022,179,556.00	754,063,000.00	267,804,556.00	0.00	0.00	1,021,867,556.00	0.00	277,988,191.07	533,812,614.66	0.00	811,800,805.75	0.00	3,548,199.46	29,550,346.72	0.00	33,098,546.18	312,000.00	210,066,750.25	0.00	778,702,259.57
MOCE		242,050,000.00	11,107,994.00	253,157,994.00	242,050,000.00	11,107,994.00	0.00	0.00	253,157,994.00	0.00	21,291,629.07	36,906,989.68	0.00	58,198,618.75	0.00	3,548,199.46	29,550,346.72	0.00	33,098,546.18	0.00	194,969,375.25	0.00	25,100,072.57
CO		512,325,000.00	256,696,562.00	769,021,562.00	512,013,000.00	256,696,562.00	0.00	0.00	768,709,562.00	0.00	256,696,562.00	496,905,625.00	0.00	753,602,187.00	0.00	0.00	0.00	0.00	0.00	312,000.00	15,107,375.00	0.00	753,602,187.00
Sub-total		754,375,000.00	267,804,556.00	1,022,179,556.00	754,063,000.00	267,804,556.00	0.00	0.00	1,021,867,556.00	0.00	277,988,191.07	533,812,614.66	0.00	811,800,805.75	0.00	3,548,199.46	29,550,346.72	0.00	33,098,546.18	312,000.00	210,066,750.25	0.00	778,702,259.57
PS		0.00	0.00	0.00	0.00	0.00	0.00	0.00	0.00	0.00	0.00	0.00	0.00	0.00	0.00	0.00	0.00	0.00	0.00	0.00	0.00	0.00	0.00
MOCE		242,050,000.00	11,107,994.00	253,157,994.00	242,050,000.00	11,107,994.00	0.00	0.00	253,157,994.00	0.00	21,291,629.07	36,906,989.68	0.00	58,198,618.75	0.00	3,548,199.46	29,550,346.72	0.00	33,098,546.18	0.00	194,969,375.25	0.00	25,100,072.57
FinEx		0.00	0.00	0.00	0.00	0.00	0.00	0.00	0.00	0.00	0.00	0.00	0.00	0.00	0.00	0.00	0.00	0.00	0.00	312,000.00	15,107,375.00	0.00	753,602,187.00
CO		512,325,000.00	256,696,562.00	769,021,562.00	512,013,000.00	256,696,562.00	0.00	0.00	768,709,562.00	0.00	256,696,562.00	496,905,625.00	0.00	753,602,187.00	0.00	0.00	0.00	0.00	0.00	312,000.00	15,107,375.00	0.00	753,602,187.00
GRAND TOTAL		754,375,000.00	267,804,556.00	1,022,179,556.00	754,063,000.00	267,804,556.00	0.00	0.00	1,021,867,556.00	0.00	277,988,191.07	533,812,614.66	0.00	811,800,805.75	0.00	3,548,199.46	29,550,346.72	0.00	33,098,546.18	312,000.00	210,066,750.25	0.00	778,702,259.57
MOCE		242,050,000.00	11,107,994.00	253,157,994.00	242,050,000.00	11,107,994.00	0.00	0.00	253,157,994.00	0.00	21,291,629.07	36,906,989.68	0.00	58,198,618.75	0.00	3,548,199.46	29,550,346.72	0.00	33,098,546.18	0.00	194,969,375.25	0.00	25,100,072.57
CO		512,325,000.00	256,696,562.00	769,021,562.00	512,013,000.00	256,696,562.00	0.00	0.00	768,709,562.00	0.00	256,696,562.00	496,905,625.00	0.00	753,602,187.00	0.00	0.00	0.00	0.00	0.00	312,000.00	15,107,375.00	0.00	753,602,187.00

Certified Correct: 
Elisa B. Morales
Chief, Budget Division


Myrna G. Peñaranda
OIC, Accounting Division

Recommending Approval: 
Araceli A. S. Soluta
Director, Financial Services
Date:

Approved By: 
Raul B. Aguilos, CSO
Undersecretary
Date: