

STATEMENT OF APPROPRIATIONS, ALLOTMENTS, OBLIGATIONS, DISBURSEMENTS AND BALANCES  
As of the Quarter Ending June 30, 2019

FAR No. 1

Department : Department of Energy (DOE)  
Agency : Office of the Secretary  
Operating Unit : N/A  
Organization Code (UACS) : 090010000000  
Funding Source Code (as clustered): 03 - Special Account - Locally Funded Projects

Authorization: 01 - Current Year Appropriations  
Report Status:

Particulars	UACS CODE	Appropriation			Allotments				Current Year Obligations					Current Year Disbursements					Balances				
		Authorized Appropriation	Adjustments (Transfer to/from Realignment)	Adjusted Appropriations	Allotment Received	Adjustments (Withdrawal, Realignment)	Transfer To	Transfer From	Adjusted Total Allotments	1st Quarter Ending March 31	2nd Quarter Ending June 30	3rd Quarter Ending September 30	4th Quarter Ending December 31	Total	1st Quarter Ending March 31	2nd Quarter Ending June 30	3rd Quarter Ending September 30	4th Quarter Ending December 31	Total	Unreleased Appropriations	Unobligated Allotment	Unpaid Obligations (15-20)=(23-24)	
1	2	3	4	5=(3+4)	6	7	8	9	10=(8+(7)-8+9)	11	12	13	14	15=(11+12+13+14)	16	17	18	19	20=(16+17+18+19)	21=(5-10)	22=(10-15)	23	24
I. Agency Specific Budget																							
II. Automatic Appropriations																							
Collections from other production shares and miscellaneous income		754,375,000.00	267,804,556.00	1,022,179,556.00	1,011,529,556.00	-	-	-	1,011,529,556.00	-	277,988,191.07	-	-	277,988,191.07	-	3,548,199.46	-	-	3,548,199.46	10,650,000.00	733,541,364.93	274,439,991.61	-
Operations	30000000000000	754,375,000.00	267,804,556.00	1,022,179,556.00	1,011,529,556.00	-	-	-	1,011,529,556.00	-	277,988,191.07	-	-	277,988,191.07	-	3,548,199.46	-	-	3,548,199.46	10,650,000.00	733,541,364.93	274,439,991.61	-
001 : Required energy supply level attained	31000000000000	696,341,000.00	-	696,341,000.00	686,091,000.00	-	-	-	686,091,000.00	-	9,719,826.68	-	-	9,719,826.68	-	3,183,889.76	-	-	3,183,889.76	10,250,000.00	676,371,173.32	6,535,936.92	-
NATIONAL AND REGIONAL ENERGY PLANNING PROGRAM	31010000000000	48,057,000.00	-	48,057,000.00	48,057,000.00	-	-	-	48,057,000.00	-	1,594,709.97	-	-	1,594,709.97	-	436,370.35	-	-	436,370.35	-	46,462,290.03	1,158,339.62	-
Locally-Funded Projects)	31010020000000																						
2019 Budgetary Requirements of Nuclear Energy Program Implementing	31010020000100	48,057,000.00	-	48,057,000.00	48,057,000.00	-	-	-	48,057,000.00	-	1,594,709.97	-	-	1,594,709.97	-	436,370.35	-	-	436,370.35	-	46,462,290.03	1,158,339.62	-
PB																							
MOOE		48,057,000.00	-	48,057,000.00	48,057,000.00	-	-	-	48,057,000.00	-	1,594,709.97	-	-	1,594,709.97	-	436,370.35	-	-	436,370.35	-	46,462,290.03	1,158,339.62	-
CO																							
CONVENTIONAL ENERGY DEVELOPMENT PROGRAM	31020000000000	10,832,000.00	-	10,832,000.00	10,650,000.00	-	-	-	10,650,000.00	-	3,862,370.82	-	-	3,862,370.82	-	1,862,824.60	-	-	1,862,824.60	182,000.00	6,787,629.18	1,999,546.22	-
Locally-Funded Projects)	31020020000000																						
Strategic Promotion of Petroleum Exploration through the Philippines Conventional Energy Contracting Program	31020020000100	10,832,000.00	-	10,832,000.00	10,650,000.00	-	-	-	10,650,000.00	-	3,862,370.82	-	-	3,862,370.82	-	1,862,824.60	-	-	1,862,824.60	182,000.00	6,787,629.18	1,999,546.22	-
PB																							
MOOE		10,323,000.00	-	10,323,000.00	10,323,000.00	0	-	-	10,323,000.00	-	3,862,370.82	-	-	3,862,370.82	-	1,862,824.60	-	-	1,862,824.60	-	6,460,629.18	1,999,546.22	-
CO		509,000.00	-	509,000.00	327,000.00	-	-	-	327,000.00	-		-	-		-		-		182,000.00	-	327,000.00	-	-
RENEWABLE ENERGY DEVELOPMENT PROGRAM	31030000000000	35,456,000.00	-	35,456,000.00	26,146,000.00	-	-	-	26,146,000.00	-	963,128.56	-	-	963,128.56	-	191,215.13	-	-	191,215.13	9,310,000.00	25,182,871.44	771,913.43	-
Locally-Funded Projects)	31030020000000																						
Detailed Wind Resource Assessment Project	31030020000100	18,150,000.00	-	18,150,000.00	9,350,000.00	-	-	-	9,350,000.00	-	329,745.16	-	-	329,745.16	-	116,462.57	-	-	116,462.57	6,800,000.00	9,020,254.84	213,282.59	-
PB																							
MOOE		9,350,000.00	-	9,350,000.00	9,350,000.00	-	-	-	9,350,000.00	-	329,745.16	-	-	329,745.16	-	116,462.57	-	-	116,462.57	-	9,020,254.84	213,282.59	-
CO		8,800,000.00	-	8,800,000.00	-	-	-	-	-	-		-	-		-		-		8,800,000.00	-	-	-	-
Biofuels Program	31030020000200	15,610,000.00	-	15,610,000.00	15,100,000.00	-	-	-	15,100,000.00	-	568,160.96	-	-	568,160.96	-	71,697.12	-	-	71,697.12	510,000.00	14,531,839.04	496,463.84	-
PB																							
MOOE		13,046,000.00	-	13,046,000.00	13,046,000.00	-	-	-	13,046,000.00	-	568,160.96	-	-	568,160.96	-	71,697.12	-	-	71,697.12	-	12,477,839.04	496,463.84	-
CO		2,564,000.00	-	2,564,000.00	2,054,000.00	-	-	-	2,054,000.00	-		-	-		-		-		510,000.00	-	2,054,000.00	-	-
Philippine Geothermal Resource Inventory	31030020000400	1,696,000.00	-	1,696,000.00	1,696,000.00	-	-	-	1,696,000.00	-	65,222.44	-	-	65,222.44	-	3,055.44	-	-	3,055.44	-	1,630,777.56	62,167.00	-
PB																							
MOOE		1,696,000.00	-	1,696,000.00	1,696,000.00	-	-	-	1,696,000.00	-	65,222.44	-	-	65,222.44	-	3,055.44	-	-	3,055.44	-	1,630,777.56	62,167.00	-
CO																							
DOWNSTREAM ENERGY DEVELOPMENT PROGRAM	31040000000000	29,492,000.00	-	29,492,000.00	28,734,000.00	-	-	-	28,734,000.00	-	629,099.00	-	-	629,099.00	-	292,884.00	-	-	292,884.00	758,000.00	28,104,801.00	336,215.00	-
Locally-Funded Projects)	31040020000000																						
Oil Industry Deregulation Management Program	31040020000100	14,677,000.00	-	14,677,000.00	14,677,000.00	-	-	-	14,677,000.00	-	629,099.00	-	-	629,099.00	-	292,884.00	-	-	292,884.00	-	14,047,901.00	336,215.00	-
PB																							
MOOE		14,677,000.00	-	14,677,000.00	14,677,000.00	-	-	-	14,677,000.00	-	629,099.00	-	-	629,099.00	-	292,884.00	-	-	292,884.00	-	14,047,901.00	336,215.00	-
CO																							
Capacity Building on Retail Market Monitoring of Petroleum Products	31040020000200	14,815,000.00	-	14,815,000.00	14,057,000.00	-	-	-	14,057,000.00	-		-	-		-		-	-		758,000.00	14,057,000.00	-	-
PB																							
MOOE		10,363,000.00	-	10,363,000.00	10,363,000.00	-	-	-	10,363,000.00	-		-	-		-		-	-		-	10,363,000.00	-	-
CO		4,452,000.00	-	4,452,000.00	3,694,000.00	-	-	-	3,694,000.00	-		-	-		-		-	-		758,000.00	3,694,000.00	-	-
ELECTRIC POWER INDUSTRY DEVELOPMENT PROGRAM	31050000000000	545,968,000.00	-	545,968,000.00	545,968,000.00	-	-	-	545,968,000.00	-	2,605,914.83	-	-	2,605,914.83	-	353,431.68	-	-	353,431.68	-	543,362,085.17	2,252,483.15	-
Locally-Funded Projects)	31050020000000																						


*epw*

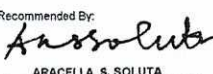



Particulars	UACS CODE	Appropriation			Allotments					Current Year Obligations					Current Year Disbursements					Balances			
		Authorized Appropriation	Adjustments (Transfer to/from Realignment)	Adjusted Appropriations	Allotment Received	Adjustments (Withdrawal, Realignment)	Transfer To	Transfer From	Adjusted Total Allotments	1st Quarter Ending March 31	2nd Quarter Ending June 30	3rd Quarter Ending September 30	4th Quarter Ending December 31	Total	1st Quarter Ending March 31	2nd Quarter Ending June 30	3rd Quarter Ending September 30	4th Quarter Ending December 31	Total	Unreleased Appropriations	Unobligated Allotment	Unpaid Obligations (15-20)=(23-24)	
																						Due and Demandable	Not Yet Due and Demandable
1	2	3	4	5=(3+4)	6	7	8	9	10=(6+(-7)+8+9)	11	12	13	14	15=(11+12+13+14)	16	17	18	19	20=(16+17+18+19)	21=(5-10)	22=(10-15)	23	24
Performance Audit and Assessment for Power Generations, Transmissions and Distribution Facilities in PS	310500200001000	45,968,000.00	-	45,968,000.00	45,968,000.00	-	-	-	45,968,000.00	-	1,193,664.83	-	-	1,193,664.83	-	353,431.68	-	-	353,431.68	-	-	44,774,335.17	840,233.15
MOOE		45,968,000.00	-	45,968,000.00	45,968,000.00	-	-	-	45,968,000.00	-	1,193,664.83	-	-	1,193,664.83	-	353,431.68	-	-	353,431.68	-	-	44,774,335.17	840,233.15
CO		-	-	-	-	-	-	-	-	-	-	-	-	-	-	-	-	-	-	-	-	-	-
Total Electrification	310500200002000	500,000,000.00	-	500,000,000.00	500,000,000.00	-	-	-	500,000,000.00	-	1,412,250.00	-	-	1,412,250.00	-	-	-	-	-	-	-	498,587,750.00	1,412,250.00
PS		-	-	-	-	-	-	-	-	-	-	-	-	-	-	-	-	-	-	-	-	-	-
MOOE		5,000,000.00	-	5,000,000.00	5,000,000.00	-	-	-	5,000,000.00	-	1,412,250.00	-	-	1,412,250.00	-	-	-	-	-	-	-	3,587,750.00	1,412,250.00
CO		495,000,000.00	-	495,000,000.00	495,000,000.00	-	-	-	495,000,000.00	-	-	-	-	-	-	-	-	-	-	-	-	495,000,000.00	-
HOUSEHOLD ELECTRIFICATION	3106000000000000	26,536,000.00	-	26,536,000.00	26,536,000.00	-	-	-	26,536,000.00	-	64,603.50	-	-	64,603.50	-	47,164.00	-	-	47,164.00	-	-	26,471,396.50	17,439.50
Locally-Funded Project(s)	3106002000000000	-	-	-	-	-	-	-	-	-	-	-	-	-	-	-	-	-	-	-	-	-	-
Access to Sustainable Energy Programme	310600200001000	26,536,000.00	-	26,536,000.00	26,536,000.00	-	-	-	26,536,000.00	-	64,603.50	-	-	64,603.50	-	47,164.00	-	-	47,164.00	-	-	26,471,396.50	17,439.50
PS		-	-	-	-	-	-	-	-	-	-	-	-	-	-	-	-	-	-	-	-	-	-
MOOE		26,536,000.00	-	26,536,000.00	26,536,000.00	-	-	-	26,536,000.00	-	64,603.50	-	-	64,603.50	-	47,164.00	-	-	47,164.00	-	-	26,471,396.50	17,439.50
CO		-	-	-	-	-	-	-	-	-	-	-	-	-	-	-	-	-	-	-	-	-	-
002 : Sustainable consumption of energy promoted and achieved	3200000000000000	58,034,000.00	267,804,556.00	325,838,556.00	325,438,556.00	-	-	-	325,438,556.00	-	268,268,364.39	-	-	268,268,364.39	-	364,309.70	-	-	364,309.70	400,000.00	-	57,170,191.61	267,904,054.69
ENERGY EFFICIENCY AND CONSERVATION PROGRAM	3201000000000000	35,441,000.00	-	35,441,000.00	35,441,000.00	-	-	-	35,441,000.00	-	80,645.91	-	-	80,645.91	-	18,341.38	-	-	18,341.38	-	-	35,360,354.09	62,304.53
Locally-Funded Project(s)	3201002000000000	-	-	-	-	-	-	-	-	-	-	-	-	-	-	-	-	-	-	-	-	-	-
National Energy Efficiency and Conservation	320100200001000	33,500,000.00	-	33,500,000.00	33,500,000.00	-	-	-	33,500,000.00	-	80,645.91	-	-	80,645.91	-	18,341.38	-	-	18,341.38	-	-	33,419,354.09	62,304.53
PS		-	-	-	-	-	-	-	-	-	-	-	-	-	-	-	-	-	-	-	-	-	-
MOOE		33,000,000.00	-	33,000,000.00	33,000,000.00	-	-	-	33,000,000.00	-	80,645.91	-	-	80,645.91	-	18,341.38	-	-	18,341.38	-	-	32,919,354.09	62,304.53
CO		500,000.00	-	500,000.00	500,000.00	-	-	-	500,000.00	-	-	-	-	-	-	-	-	-	-	-	-	500,000.00	-
Capacity Building for the Test and Evaluation of Lamps for General Lighting Application Particularly Light Emitting Diodes	320100200003000	1,941,000.00	-	1,941,000.00	1,941,000.00	-	-	-	1,941,000.00	-	-	-	-	-	-	-	-	-	-	-	-	1,941,000.00	-
PS		-	-	-	-	-	-	-	-	-	-	-	-	-	-	-	-	-	-	-	-	-	-
MOOE		1,941,000.00	-	1,941,000.00	1,941,000.00	-	-	-	1,941,000.00	-	-	-	-	-	-	-	-	-	-	-	-	1,941,000.00	-
CO		-	-	-	-	-	-	-	-	-	-	-	-	-	-	-	-	-	-	-	-	-	-
ALTERNATIVE FUELS AND TECHNOLOGIES PROGRAM	3202000000000000	22,593,000.00	267,804,556.00	290,397,556.00	289,997,556.00	-	-	-	289,997,556.00	-	268,187,718.48	-	-	268,187,718.48	-	345,968.32	-	-	345,968.32	400,000.00	-	21,809,837.52	267,841,750.16
Locally-Funded Project(s)	3202002000000000	-	-	-	-	-	-	-	-	-	-	-	-	-	-	-	-	-	-	-	-	-	-
Alternative Fuels for Transportation and Other Purposes	320200200001000	22,593,000.00	-	22,593,000.00	22,193,000.00	-	-	-	22,193,000.00	-	383,162.48	-	-	383,162.48	-	345,968.32	-	-	345,968.32	400,000.00	-	21,809,837.52	37,194.16
PS		-	-	-	-	-	-	-	-	-	-	-	-	-	-	-	-	-	-	-	-	-	-
MOOE		22,093,000.00	-	22,093,000.00	22,093,000.00	-	-	-	22,093,000.00	-	383,162.48	-	-	383,162.48	-	345,968.32	-	-	345,968.32	-	-	21,709,837.52	37,194.16
CO		500,000.00	-	500,000.00	100,000.00	-	-	-	100,000.00	-	-	-	-	-	-	-	-	-	-	400,000.00	-	100,000.00	-
Through the Introduction of Energy-Efficient Electric Vehicles Project	320200200002000	-	267,804,556.00	267,804,556.00	267,804,556.00	-	-	-	267,804,556.00	-	267,804,556.00	-	-	267,804,556.00	-	-	-	-	-	-	-	-	267,804,556.00
PS		-	-	-	-	-	-	-	-	-	-	-	-	-	-	-	-	-	-	-	-	-	-
MOOE		-	11,107,994.00	11,107,994.00	11,107,994.00	-	-	-	11,107,994.00	-	11,107,994.00	-	-	11,107,994.00	-	-	-	-	-	-	-	-	11,107,994.00
CO		-	256,696,562.00	256,696,562.00	256,696,562.00	-	-	-	256,696,562.00	-	256,696,562.00	-	-	256,696,562.00	-	-	-	-	-	-	-	-	256,696,562.00
Total, Automatic Appropriation		754,375,000.00	267,804,556.00	1,022,179,556.00	1,011,529,556.00	-	-	-	1,011,529,556.00	-	277,988,191.07	-	-	277,988,191.07	-	3,548,199.46	-	-	3,548,199.46	10,650,000.00	-	733,541,364.83	274,439,991.61
PS		-	-	-	-	-	-	-	-	-	-	-	-	-	-	-	-	-	-	-	-	-	-
MOOE		242,050,000.00	11,107,994.00	253,157,994.00	253,157,994.00	-	-	-	253,157,994.00	-	21,291,629.07	-	-	21,291,629.07	-	3,548,199.46	-	-	3,548,199.46	-	-	231,856,364.83	17,743,429.61
CO		512,325,000.00	256,696,562.00	769,021,562.00	758,371,562.00	-	-	-	758,371,562.00	-	256,696,562.00	-	-	256,696,562.00	-	-	-	-	-	10,650,000.00	-	501,675,000.00	256,696,562.00

This report was generated using the Unified Reporting System

Certified Correct  
  
 ELIZA B. MORALES  
 Chief, Budget Officer

Certified Correct  
  
 MYRNA B. PENARANDA  
 OIC, Chief Accountant

Recommended By:  
  
 ARACELI A. S. SOLUTA  
 Director, Financial Service

Approved By:  
  
 RAUL B. AGUILOS, CESO I  
 Undersecretary