

STATEMENT OF APPROPRIATIONS, ALLOTMENTS, OBLIGATIONS, DISBURSEMENTS AND BALANCES
As of the Quarter Ending March 31, 2019

Department: Department of Energy (DOE)

Authorization: 01 - Current Year Appropriations

Agency: Office of the Secretary

Report Status: FOR APPROVAL

Operating Unit: N/A


Organization Code (UACS): 090010000000


Fund Cluster: 03 - Special Account - Locally Funded

Particulars	UACS CODE	Appropriation			Allotments			Current Year Obligations					Current Year Disbursements					Balances					
		Authorized Appropriation	Adjustments (Transfer To)/From, Realignment)	Adjusted Appropriations	Allotments Received	Adjustments (Withdrawal, Realignment)	Transfer To	Transfer From	Adjusted Total Allotments	1st Quarter Ending March 31	2nd Quarter Ending June 30	3rd Quarter Ending Sept. 30	4th Quarter Ending Dec. 31	Total	1st Quarter Ending March 31	2nd Quarter Ending June 30	3rd Quarter Ending Sept. 30	4th Quarter Ending Dec. 31	Total	Unreleased Appropriations	Unobligated Allotment	Unpaid Obligations (15-20) = (23+24)	
1	2	3	4	5=(3+4)	6	7	8	9	10=[(6+)-(7)-8+9]	11	12	13	14	15=(11+12+13+14)	16	17	18	19	20=(16+17+18+19)	21=(5-10)	22=(10-15)	23	24
I. Agency Specific Budget																							
II. Automatic Appropriations																							
Collections from other production shares and miscellaneous income	03104332		743,725,000.00	743,725,000.00	743,725,000.00				743,725,000.00													743,725,000.00	
Operations	3000000000000000		743,725,000.00	743,725,000.00	743,725,000.00				743,725,000.00													743,725,000.00	
OO : Required energy supply level attained	3100000000000000		686,091,000.00	686,091,000.00	686,091,000.00				686,091,000.00													686,091,000.00	
NATIONAL AND REGIONAL ENERGY PLANNING PROGRAM	3101000000000000		48,057,000.00	48,057,000.00	48,057,000.00				48,057,000.00													48,057,000.00	
Locally-Funded Project(s)	3101002000000000		48,057,000.00	48,057,000.00	48,057,000.00				48,057,000.00													48,057,000.00	
2018 Budgetary Requirements of Nuclear Energy Program Implementing Organization (NEPIO)	3101002000010000		48,057,000.00	48,057,000.00	48,057,000.00				48,057,000.00													48,057,000.00	
MOOE			48,057,000.00	48,057,000.00	48,057,000.00				48,057,000.00													48,057,000.00	
CONVENTIONAL ENERGY DEVELOPMENT PROGRAM	3102000000000000		10,650,000.00	10,650,000.00	10,650,000.00				10,650,000.00													10,650,000.00	
Locally-Funded Project(s)	3102002000000000		10,650,000.00	10,650,000.00	10,650,000.00				10,650,000.00													10,650,000.00	
6th Philippine Energy Contracting Round (PECR6) and Basic Offshore Safety Induction and Energy Training	3102002000010000		10,650,000.00	10,650,000.00	10,650,000.00				10,650,000.00													10,650,000.00	
MOOE			10,323,000.00	10,323,000.00	10,323,000.00				10,323,000.00													10,323,000.00	
CO			327,000.00	327,000.00	327,000.00				327,000.00													327,000.00	
RENEWABLE ENERGY DEVELOPMENT PROGRAM	3103000000000000		26,146,000.00	26,146,000.00	26,146,000.00				26,146,000.00													26,146,000.00	
Locally-Funded Project(s)	3103002000000000		26,146,000.00	26,146,000.00	26,146,000.00				26,146,000.00													26,146,000.00	
Detailed Wind Resource Assessment Project	3103002000010000		9,350,000.00	9,350,000.00	9,350,000.00				9,350,000.00													9,350,000.00	
MOOE			9,350,000.00	9,350,000.00	9,350,000.00				9,350,000.00													9,350,000.00	
Biofuels Program	3103002000020000		15,100,000.00	15,100,000.00	15,100,000.00				15,100,000.00													15,100,000.00	
MOOE			13,046,000.00	13,046,000.00	13,046,000.00				13,046,000.00													13,046,000.00	
CO			2,054,000.00	2,054,000.00	2,054,000.00				2,054,000.00													2,054,000.00	
Philippine Geothermal Resource Inventory	3103002000040000		1,696,000.00	1,696,000.00	1,696,000.00				1,696,000.00													1,696,000.00	
MOOE			1,696,000.00	1,696,000.00	1,696,000.00				1,696,000.00													1,696,000.00	
DOWNSTREAM ENERGY DEVELOPMENT PROGRAM	3104000000000000		28,734,000.00	28,734,000.00	28,734,000.00				28,734,000.00													28,734,000.00	
Locally-Funded Project(s)	3104002000000000		28,734,000.00	28,734,000.00	28,734,000.00				28,734,000.00													28,734,000.00	
Oil Industry Deregulation Management Program	3104002000010000		14,677,000.00	14,677,000.00	14,677,000.00				14,677,000.00													14,677,000.00	
MOOE			14,677,000.00	14,677,000.00	14,677,000.00				14,677,000.00													14,677,000.00	
Capacity Building on Retail Market Monitoring of Petroleum Products	3104002000020000		14,057,000.00	14,057,000.00	14,057,000.00				14,057,000.00													14,057,000.00	
MOOE			10,363,000.00	10,363,000.00	10,363,000.00				10,363,000.00													10,363,000.00	
CO			3,694,000.00	3,694,000.00	3,694,000.00				3,694,000.00													3,694,000.00	
ELECTRIC POWER INDUSTRY DEVELOPMENT PROGRAM	3105000000000000		545,968,000.00	545,968,000.00	545,968,000.00				545,968,000.00													545,968,000.00	
Locally-Funded Project(s)	3105002000000000		545,968,000.00	545,968,000.00	545,968,000.00				545,968,000.00													545,968,000.00	
Implementation of Performance Audit and Assessment for All Power Generations, Transmissions and Distribution Systems and Facilities in the Country	3105002000010000		45,968,000.00	45,968,000.00	45,968,000.00				45,968,000.00													45,968,000.00	
MOOE			45,968,000.00	45,968,000.00	45,968,000.00				45,968,000.00													45,968,000.00	
Total Electrification Program	3105002000020000		500,000,000.00	500,000,000.00	500,000,000.00				500,000,000.00													500,000,000.00	
MOOE			500,000,000.00	500,000,000.00	500,000,000.00				500,000,000.00													500,000,000.00	

RAU


Particulars	UACS CODE	Authorized Appropriation	Appropriation		Allotments		Accounts (Reclassification, Transfer)	Transfer To	Transfer From	Adjusted Total Allotments	Current Year Obligations				Total	Current Year Disbursements				Total	Unreleased Appropriations	Unobligated Allotment	Unpaid Obligations (15-20) = (23+24)					
			Adjustments (Transfer To/From, Realignment)	Adjusted Appropriations	Allotments Received	1st Quarter Ending March 31					2nd Quarter Ending June 30	3rd Quarter Ending Sept. 30	4th Quarter Ending Dec. 31	1st Quarter Ending March 31		2nd Quarter Ending June 30	3rd Quarter Ending Sept. 30	4th Quarter Ending Dec. 31	Due and Demandable				Not Yet Due and Demandable					
			4	5=(3+4)	6	11					12	13	14	16=(11+12+13+14)		16	17	18	19				20=(16+17+18+19)	21=(5-10)	22=(10-15)	23	24	
CO			495,000,000.00	495,000,000.00	495,000,000.00				495,000,000.00																			
HOUSEHOLD ELECTRIFICATION DEVELOPMENT PROGRAM	3106000000000000		26,536,000.00	26,536,000.00	26,536,000.00				26,536,000.00																			
Locally-Funded Project(s)	3106002000000000		26,536,000.00	26,536,000.00	26,536,000.00				26,536,000.00																			
Access to Sustainable Energy Programme (ASEP) under European Union (EU) - GOP Counterpart	3106002000010000		26,536,000.00	26,536,000.00	26,536,000.00				26,536,000.00																			
MOOE			26,536,000.00	26,536,000.00	26,536,000.00				26,536,000.00																			
CO : Sustainable consumption of energy promoted and achieved	3200000000000000		57,634,000.00	57,634,000.00	57,634,000.00				57,634,000.00																			
ENERGY EFFICIENCY AND CONSERVATION PROGRAM	3201000000000000		35,441,000.00	35,441,000.00	35,441,000.00				35,441,000.00																			
Locally-Funded Project(s)	3201002000000000		35,441,000.00	35,441,000.00	35,441,000.00				35,441,000.00																			
National Energy Efficiency and Conservation Program	3201002000010000		33,500,000.00	33,500,000.00	33,500,000.00				33,500,000.00																			
MOOE			33,000,000.00	33,000,000.00	33,000,000.00				33,000,000.00																			
CO			500,000.00	500,000.00	500,000.00				500,000.00																			
Capacity Building for the Test and Evaluation of Lamps for General Lighting Application Particularly Light Emitting Diode (LED)	3201002000030000		1,941,000.00	1,941,000.00	1,941,000.00				1,941,000.00																			
MOOE			1,941,000.00	1,941,000.00	1,941,000.00				1,941,000.00																			
ALTERNATIVE FUELS AND TECHNOLOGIES PROGRAM	3202000000000000		22,193,000.00	22,193,000.00	22,193,000.00				22,193,000.00																			
Locally-Funded Project(s)	3202002000000000		22,193,000.00	22,193,000.00	22,193,000.00				22,193,000.00																			
Alternative Fuels for Transportation and Other Purposes	3202002000010000		22,193,000.00	22,193,000.00	22,193,000.00				22,193,000.00																			
MOOE			22,093,000.00	22,093,000.00	22,093,000.00				22,093,000.00																			
CO			100,000.00	100,000.00	100,000.00				100,000.00																			
Sub-Total, Automatic Appropriations			743,725,000.00	743,725,000.00	743,725,000.00				743,725,000.00																			
MOOE			242,050,000.00	242,050,000.00	242,050,000.00				242,050,000.00																			
CO			501,675,000.00	501,675,000.00	501,675,000.00				501,675,000.00																			
III. Special Purpose Fund																												
GRAND TOTAL			743,725,000.00	743,725,000.00	743,725,000.00				743,725,000.00																			
MOOE			242,050,000.00	242,050,000.00	242,050,000.00				242,050,000.00																			
CO			501,675,000.00	501,675,000.00	501,675,000.00				501,675,000.00																			

Certified Correct:

 ELISA B. MORALES
 Budget Officer
 Date: 12/Apr/2019

Certified Correct:

 MYRNA G. PEÑARANDA
 OIC Chief Accountant
 Date:

Recommended By:

 ARACELI A.S. SOLUTA
 Director, FMS
 Date: 15/Apr/2019

Approved By:

 RAUL B. AGUILOS, CESO I
 Undersecretary
 Date: