

STATEMENT OF APPROPRIATIONS, ALLOTMENTS, OBLIGATIONS, DISBURSEMENTS AND BALANCES
As of the Quarter Ending December 31, 2018

Department: Department of Energy (DOE)
Agency: Office of the Secretary
Operating Unit: N/A
Organization Code (UACS): 090010000000
Fund Cluster: 03 - Special Account - Locally Funded

Authorization: 01 - Current Year Appropriations
Report Status: SUBMITTED

Table with columns: Particulars, UACS CODE, Appropriation (Authorized, Adjusted), Allotments (Received, Adjustments, Transfer), Current Year Obligations (1st-4th Quarter, Total), Current Year Disbursements (1st-4th Quarter, Total), Balances (Unreleased, Unobligated, Unpaid Obligations). Rows include Agency Specific Budget, Automatic Appropriations, and various programs like National and Regional Energy Planning, Renewable Energy Development, and Household Electrification.


Particulars	UACS CODE	Appropriation			Allotments			Current Year Obligations							Current Year Disbursements					Balances		Unpaid Obligations (15-20) = (23+24)				
		Authorized Appropriation	Adjustments (Transfer To/From, Realignment)	Adjusted Appropriations	Allotments Received	Adjustment (Withdrawal, Realignment)	Transfer From	Adjusted Total Allotments	1st Quarter Ending March 31	2nd Quarter Ending June 30	3rd Quarter Ending Sept. 30	4th Quarter Ending Dec. 31	Total	1st Quarter Ending March 31	2nd Quarter Ending June 30	3rd Quarter Ending Sept. 30	4th Quarter Ending Dec. 31	Total	Unreleased Appropriations	Unobligated Allotment	Unpaid Obligations (15-20) = (23+24)					
																					Due and Demandable	Not Yet Due and Demandable				
1	2	3	4	5=(3+4)	6	7	8	9	10=(8+)-(7)-9+7	11	12	13	14	15=(11+12+13+14)	16	17	18	19	20=(16+17+18+19)	21=(5-10)	22=(10-15)	23	24			
Access to Sustainable Energy Programme (ASEP) under European Union (EU) - GOP Counterpart	310600200001000	106,144,000.00		106,144,000.00	106,144,000.00					106,144,000.00	- 5,397.00	20,209.40	61,021,175.80	44,985,927.05	106,032,709.25		14,392.00	350,338.19	822,267.88	1,186,998.07			111,290.75	5,397.00	104,840,314.18	
MOOE		105,584,000.00		105,584,000.00	105,584,000.00					105,584,000.00	5,397.00	20,209.40	61,021,175.80	44,500,527.05	105,547,309.25		14,392.00	350,338.19	822,267.88	1,186,998.07			36,690.75	5,397.00	104,354,914.18	
CO		560,000.00		560,000.00	560,000.00					560,000.00			485,400.00	485,400.00											74,600.00	485,400.00
Nationwide Intensification Household Electrification	310600200002000	624,860,000.00		624,860,000.00	323,370,000.00					323,370,000.00		15,080.00	223,919.00	43,726,415.94	270,413,264.50	314,378,679.44	15,080.00	97,040.00	631,774.69	615,955.13	1,359,849.82	301,490,000.00	8,991,320.56			313,018,829.62
MOOE		618,200,000.00		618,200,000.00	318,200,000.00					318,200,000.00		15,080.00	223,919.00	43,726,415.94	265,859,904.50	309,825,319.44	15,080.00	97,040.00	631,774.69	615,955.13	1,359,849.82	300,000,000.00	8,374,680.56			308,465,469.62
CO		6,660,000.00		6,660,000.00	5,170,000.00					5,170,000.00				4,553,360.00	4,553,360.00						1,490,000.00	616,640.00				4,553,360.00
OC : Sustainable consumption of energy promoted and achieved	3200000000000000	94,193,000.00		94,193,000.00	54,193,000.00					54,193,000.00			650,064.13	29,267,763.47	29,917,827.60				345,432.13	996,834.23	1,342,266.36	40,000,000.00	24,275,172.40			28,575,561.24
ENERGY EFFICIENCY AND CONSERVATION PROGRAM	3201000000000000	72,100,000.00		72,100,000.00	32,100,000.00					32,100,000.00			194,659.09	19,361,169.20	19,555,828.29				194,659.09	414,667.96	609,327.05	40,000,000.00	12,544,171.71			18,946,501.24
Locally-Funded Project(s)	3201002000000000	72,100,000.00		72,100,000.00	32,100,000.00					32,100,000.00			194,659.09	19,361,169.20	19,555,828.29				194,659.09	414,667.96	609,327.05	40,000,000.00	12,544,171.71			18,946,501.24
National Energy Efficiency and Conservation Program	320100200001000	31,500,000.00		31,500,000.00	31,500,000.00					31,500,000.00			194,659.09	18,997,604.20	19,192,263.29				194,659.09	51,102.96	245,762.05		12,307,736.71			18,946,501.24
MOOE		31,500,000.00		31,500,000.00	31,500,000.00					31,500,000.00			194,659.09	18,997,604.20	19,192,263.29				194,659.09	51,102.96	245,762.05		12,307,736.71			18,946,501.24
Capacity Building for the Test and Evaluation of Lamps for General Lighting Application Particularly Light Emitting Diode (LED)	320100200003000	600,000.00		600,000.00	600,000.00					600,000.00				363,565.00	363,565.00				363,565.00	363,565.00			236,435.00			
MOOE		600,000.00		600,000.00	600,000.00					600,000.00				363,565.00	363,565.00				363,565.00	363,565.00			236,435.00			
Retrofitting of DOE Multi-Purpose Building	320100200004000	40,000,000.00		40,000,000.00																	40,000,000.00					
CO		40,000,000.00		40,000,000.00																	40,000,000.00					
ALTERNATIVE FUELS AND TECHNOLOGIES PROGRAM	3202000000000000	22,093,000.00		22,093,000.00	22,093,000.00					22,093,000.00			455,405.04	9,906,594.27	10,361,999.31				150,773.04	582,166.27	732,939.31		11,731,000.69			9,629,060.00
Locally-Funded Project(s)	3202002000000000	22,093,000.00		22,093,000.00	22,093,000.00					22,093,000.00			455,405.04	9,906,594.27	10,361,999.31				150,773.04	582,166.27	732,939.31		11,731,000.69			9,629,060.00
Alternative Fuels for Transportation and Other Purposes	320200200001000	22,093,000.00		22,093,000.00	22,093,000.00					22,093,000.00			455,405.04	9,906,594.27	10,361,999.31				150,773.04	582,166.27	732,939.31		11,731,000.69			9,629,060.00
MOOE		22,093,000.00		22,093,000.00	22,093,000.00					22,093,000.00			455,405.04	9,906,594.27	10,361,999.31				150,773.04	582,166.27	732,939.31		11,731,000.69			9,629,060.00
Sub-Total, Automatic Appropriations		1,353,748,000.00		1,353,748,000.00	999,407,000.00					999,407,000.00	277,303.42	10,903,526.01	150,575,263.99	446,505,563.27	608,261,656.69	22,720.00	7,262,701.57	16,820,755.95	21,398,298.99	45,504,476.51	354,341,000.00	391,145,343.31	247,086.42	562,510,093.76		
MOOE		1,225,153,000.00	8,064,000.00	1,233,217,000.00	912,302,000.00					920,366,000.00	277,303.42	10,903,526.01	150,575,263.99	396,317,654.77	558,073,748.19	22,720.00	7,262,701.57	16,820,755.95	21,398,298.99	45,504,476.51	312,851,000.00	362,292,251.81	247,086.42	512,322,185.26		
CO		120,531,000.00		120,531,000.00	79,041,000.00					79,041,000.00			50,187,908.50	50,187,908.50						41,490,000.00	28,853,091.50				50,187,908.50	
III. Special Purpose Fund																										
GRAND TOTAL		1,353,748,000.00		1,353,748,000.00	999,407,000.00					999,407,000.00	277,303.42	10,903,526.01	150,575,263.99	446,505,563.27	608,261,656.69	22,720.00	7,262,701.57	16,820,755.95	21,398,298.99	45,504,476.51	354,341,000.00	391,145,343.31	247,086.42	562,510,093.76		
MOOE		1,225,153,000.00	8,064,000.00	1,233,217,000.00	912,302,000.00					920,366,000.00	277,303.42	10,903,526.01	150,575,263.99	396,317,654.77	558,073,748.19	22,720.00	7,262,701.57	16,820,755.95	21,398,298.99	45,504,476.51	312,851,000.00	362,292,251.81	247,086.42	512,322,185.26		
CO		120,531,000.00		120,531,000.00	79,041,000.00					79,041,000.00			50,187,908.50	50,187,908.50						41,490,000.00	28,853,091.50				50,187,908.50	


Certified Correct:


Certified Correct:


Recommended By:

Approved By:


ELISA B. MORALES
Budget Officer


MYRNA G. PENARANDA
OIC Chief Accountant


ARACELI A. S. SOLUTA
Director, FMS


RAUL B. AGUILOS, CESO I
Undersecretary

Date: 16/Jan/2019

Date:

Date: 16/Jan/2019

Date: 16/Jan/2019