

SUMMARY OF APPROPRIATIONS, ALLOTMENTS, OBLIGATIONS, DISBURSEMENTS AND BALANCES BY OBJECT OF EXPENDITURES
As at the Quarter Ending December 31, 2020

Department: Department of Energy (DOE)
 Agency/Entity: Office of the Secretary
 Operating Unit: < not applicable >
 Organization Code: 09 001 0000000
 Fund Cluster: 01 Regular Agency Fund

	Current Year Appropriations
	Supplemental
X	Continuing Appropriations

(e.g. UACS Fund Cluster: 01-Regular Agency Fund, 02-Foreign Assisted Projects Fund, 03-Special Account-Locally Funded/Domestic Grants Fund, and 04-Special Account-Foreign Assisted/Foreign Grants Fund)

Particulars	UACS CODE	Appropriations			Allotments			Obligations					Disbursements					Balances					
		Authorized Appropriations	Adjustments (Transfer To/From, Modifications/ Augmentations)	Adjusted Appropriations	Allotments Received	Adjustments (Reductions, Modifications/ Augmentations)	Transfer To	Transfer From	Adjusted Allotments	1st Quarter Ending March 31	2nd Quarter Ending June 30	3rd Quarter Ending Sept. 30	4th Quarter Ending Dec. 31	TOTAL	1st Quarter Ending March 31	2nd Quarter Ending June 30	3rd Quarter Ending Sept. 30	4th Quarter Ending Dec. 31	TOTAL	Unreleased Appropriations	Unobligated Allotments	Unpaid Obligations (15-20)=(23+ 14)	
										10=[(6+)-(7) -8+9]	11	12	13	14	15=(11+12+13+14)	16	17	18	19			20=(16+17+18+19)	21=(5-10)
1	2	3	4	5=(3+4)	6	7	8	9	10	11	12	13	14	15	16	17	18	19	20	21	22	23	24
SUMMARY		142,761,284.60	0.00	142,761,284.60	142,761,284.60	0.00	0.00	0.00	142,761,284.60	29,303,053.61	1,769,553.07	670,410.70	55,414,643.06	87,157,660.44	3,565,788.83	1,817,247.95	3,010,500.00	10,518,978.67	18,912,515.45	0.00	55,603,624.16	68,245,144.99	0.00
I. CONTINUING APPROPRIATIONS		142,761,284.60	0.00	142,761,284.60	142,761,284.60	0.00	0.00	0.00	142,761,284.60	29,303,053.61	1,769,553.07	670,410.70	55,414,643.06	87,157,660.44	3,565,788.83	1,817,247.95	3,010,500.00	10,518,978.67	18,912,515.45	0.00	55,603,624.16	68,245,144.99	0.00
I. Agency Specific Budget		142,761,284.60	0.00	142,761,284.60	142,761,284.60	0.00	0.00	0.00	142,761,284.60	29,303,053.61	1,769,553.07	670,410.70	55,414,643.06	87,157,660.44	3,565,788.83	1,817,247.95	3,010,500.00	10,518,978.67	18,912,515.45	0.00	55,603,624.16	68,245,144.99	0.00
Personnel Services		146,628.94	36,250,227.00	36,396,855.94	146,628.94	36,250,227.00	0.00	0.00	36,396,855.94	0.00	0.00	0.00	36,241,084.20	36,241,084.20	0.00	0.00	0.00	6,177,612.00	6,177,612.00	0.00	155,771.74	30,063,472.20	0.00
Salaries and Wages	501010000	0.00	28,118,198.89	28,118,198.89	0.00	28,118,198.89	0.00	0.00	28,118,198.89	0.00	0.00	0.00	28,109,056.09	28,109,056.09	0.00	0.00	0.00	0.00	0.00	0.00	9,142.80	28,109,056.09	0.00
Salaries and Wages - Regular	501010100	0.00	28,118,198.89	28,118,198.89	0.00	28,118,198.89	0.00	0.00	28,118,198.89	0.00	0.00	0.00	28,109,056.09	28,109,056.09	0.00	0.00	0.00	0.00	0.00	0.00	9,142.80	28,109,056.09	0.00
Basic Salary - Civilian	501010101	0.00	28,118,198.89	28,118,198.89	0.00	28,118,198.89	0.00	0.00	28,118,198.89	0.00	0.00	0.00	28,109,056.09	28,109,056.09	0.00	0.00	0.00	0.00	0.00	0.00	9,142.80	28,109,056.09	0.00
Other Compensation	501020000	146,622.23	7,104,356.87	7,250,979.10	146,622.23	7,104,356.87	0.00	0.00	7,250,979.10	0.00	0.00	0.00	7,104,356.87	7,104,356.87	0.00	0.00	0.00	6,177,612.00	6,177,612.00	0.00	146,622.23	926,744.87	0.00
Personal Economic Relief Allowance (PERA)	501020100	0.00	13,724.34	13,724.34	0.00	13,724.34	0.00	0.00	13,724.34	0.00	0.00	0.00	13,724.34	13,724.34	0.00	0.00	0.00	0.00	0.00	0.00	0.00	13,724.34	0.00
PERA - Civilian	501020101	0.00	13,724.34	13,724.34	0.00	13,724.34	0.00	0.00	13,724.34	0.00	0.00	0.00	13,724.34	13,724.34	0.00	0.00	0.00	0.00	0.00	0.00	0.00	13,724.34	0.00
Clothing/Uniform Allowance	501020400	0.00	72,000.00	72,000.00	0.00	72,000.00	0.00	0.00	72,000.00	0.00	0.00	0.00	72,000.00	72,000.00	0.00	0.00	0.00	0.00	0.00	0.00	0.00	72,000.00	0.00
Clothing/Uniform Allowance - Civilian	501020401	0.00	72,000.00	72,000.00	0.00	72,000.00	0.00	0.00	72,000.00	0.00	0.00	0.00	72,000.00	72,000.00	0.00	0.00	0.00	0.00	0.00	0.00	0.00	72,000.00	0.00
Clothing/Uniform Allowance - Initial -	501026004	0.00	0.00	0.00	0.00	0.00	0.00	0.00	0.00	0.00	0.00	0.00	0.00	0.00	0.00	0.00	0.00	0.00	0.00	0.00	0.00	0.00	0.00
Honoraria	501021000	0.00	6,177,612.00	6,177,612.00	0.00	6,177,612.00	0.00	0.00	6,177,612.00	0.00	0.00	0.00	6,177,612.00	6,177,612.00	0.00	0.00	0.00	6,177,612.00	6,177,612.00	0.00	0.00	0.00	0.00
Honoraria - Civilian	501021001	0.00	6,177,612.00	6,177,612.00	0.00	6,177,612.00	0.00	0.00	6,177,612.00	0.00	0.00	0.00	6,177,612.00	6,177,612.00	0.00	0.00	0.00	6,177,612.00	6,177,612.00	0.00	0.00	0.00	0.00
Year End Bonus	501021400	0.00	767,270.53	767,270.53	0.00	767,270.53	0.00	0.00	767,270.53	0.00	0.00	0.00	767,270.53	767,270.53	0.00	0.00	0.00	0.00	0.00	0.00	0.00	767,270.53	0.00
Bonus - Civilian	501021401	0.00	767,270.53	767,270.53	0.00	767,270.53	0.00	0.00	767,270.53	0.00	0.00	0.00	767,270.53	767,270.53	0.00	0.00	0.00	0.00	0.00	0.00	0.00	767,270.53	0.00
Cash Gift	501021500	0.00	73,750.00	73,750.00	0.00	73,750.00	0.00	0.00	73,750.00	0.00	0.00	0.00	73,750.00	73,750.00	0.00	0.00	0.00	0.00	0.00	0.00	0.00	73,750.00	0.00
Cash Gift - Civilian	501021501	0.00	73,750.00	73,750.00	0.00	73,750.00	0.00	0.00	73,750.00	0.00	0.00	0.00	73,750.00	73,750.00	0.00	0.00	0.00	0.00	0.00	0.00	0.00	73,750.00	0.00
Other Bonuses and Allowances	501025000	146,622.23	0.00	146,622.23	146,622.23	0.00	0.00	0.00	146,622.23	0.00	0.00	0.00	0.00	0.00	0.00	0.00	0.00	0.00	0.00	0.00	0.00	146,622.23	0.00
Performance Based Bonus - Civilian	501025014	146,622.23	0.00	146,622.23	146,622.23	0.00	0.00	0.00	146,622.23	0.00	0.00	0.00	0.00	0.00	0.00	0.00	0.00	0.00	0.00	0.00	0.00	146,622.23	0.00
Personnel Benefit Contributions	501030000	0.00	572,671.24	572,671.24	0.00	572,671.24	0.00	0.00	572,671.24	0.00	0.00	0.00	572,671.24	572,671.24	0.00	0.00	0.00	0.00	0.00	0.00	0.00	0.00	572,671.24
Pay-IBIG Contributions	501030200	0.00	30,400.00	30,400.00	0.00	30,400.00	0.00	0.00	30,400.00	0.00	0.00	0.00	30,400.00	30,400.00	0.00	0.00	0.00	0.00	0.00	0.00	0.00	30,400.00	0.00
Pay-IBIG - Civilian	501030201	0.00	30,400.00	30,400.00	0.00	30,400.00	0.00	0.00	30,400.00	0.00	0.00	0.00	30,400.00	30,400.00	0.00	0.00	0.00	0.00	0.00	0.00	0.00	30,400.00	0.00
PhilHealth Contributions	501030300	0.00	506,471.24	506,471.24	0.00	506,471.24	0.00	0.00	506,471.24	0.00	0.00	0.00	506,471.24	506,471.24	0.00	0.00	0.00	0.00	0.00	0.00	0.00	0.00	506,471.24
PhilHealth - Civilian	501030301	0.00	506,471.24	506,471.24	0.00	506,471.24	0.00	0.00	506,471.24	0.00	0.00	0.00	506,471.24	506,471.24	0.00	0.00	0.00	0.00	0.00	0.00	0.00	0.00	506,471.24
Employees Compensation Insurance Premiums (ECIP)	501030400	0.00	35,800.00	35,800.00	0.00	35,800.00	0.00	0.00	35,800.00	0.00	0.00	0.00	35,800.00	35,800.00	0.00	0.00	0.00	0.00	0.00	0.00	0.00	0.00	35,800.00

This report was generated using the Unified Reporting System on null version FAR1a.1.1 ; Status : PENDING

Department: Department of Energy (DOE)
 Agency/Entity: Office of the Secretary
 Operating Unit: < not applicable >
 Organization Code: 09 001 000000
 Fund Cluster: 01 Regular Agency Fund

	Current Year Appropriations
	Supplemental
X	Continuing Appropriations

(e.g. UACS Fund Cluster: 01-Regular Agency Fund, 02-Foreign Assisted Projects Fund, 03-Special Account-Locally Funded/Domestic Grants Fund, and 04-Special Account-Foreign Assisted/Foreign Grants Fund)

Particulars	UACS CODE	Appropriations			Allotments			Obligations					Disbursements				Balances							
		Authorized Appropriations	Adjustments (Transfer To/From, Modifications/ Augmentations)	Adjusted Appropriations	Allotments Received	Adjustments (Reductions, Modifications/ Augmentations)	Transfer To	Transfer From	Adjusted Allotments	1st Quarter Ending March 31	2nd Quarter Ending June 30	3rd Quarter Ending Sept. 30	4th Quarter Ending Dec. 31	TOTAL	1st Quarter Ending March 31	2nd Quarter Ending June 30	3rd Quarter Ending Sept. 30	4th Quarter Ending Dec. 31	TOTAL	Unreleased Appropriations	Unobligated Allotments	Unpaid Obligations (15-20)=(23+24)		
		3	4	5=(3+4)	6	7	8	9	10=(6+(7)-(8+9))	11	12	13	14	15=(11+12+13+14)	16	17	18	19	20=(16+17+18+19)	21=(5-10)	22=(10-15)	23	24	
ECIP - Civilian	5010304001	0.00	35,800.00	35,800.00	0.00	35,800.00	0.00	0.00	35,800.00	0.00	0.00	0.00	35,800.00	35,800.00	0.00	0.00	0.00	0.00	0.00	0.00	0.00	0.00	35,800.00	0.00
Other Personnel Benefits	5010400000	6.71	455,006.71	455,006.71	6.71	455,006.71	0.00	0.00	455,006.71	0.00	0.00	0.00	455,000.00	455,000.00	0.00	0.00	0.00	0.00	0.00	0.00	0.00	6.71	455,000.00	0.00
Terminal Leave Benefits	5010403000	6.24	0.00	6.24	6.24	0.00	0.00	0.00	6.24	0.00	0.00	0.00	0.00	0.00	0.00	0.00	0.00	0.00	0.00	0.00	0.00	6.24	0.00	0.00
Terminal Leave Benefits - Civilian	5010403001	6.24	0.00	6.24	6.24	0.00	0.00	0.00	6.24	0.00	0.00	0.00	0.00	0.00	0.00	0.00	0.00	0.00	0.00	0.00	0.00	6.24	0.00	0.00
Other Personnel Benefits	5010459000	0.47	455,000.00	455,000.47	0.47	455,000.00	0.00	0.00	455,000.47	0.00	0.00	0.00	455,000.00	455,000.00	0.00	0.00	0.00	0.00	0.00	0.00	0.00	0.47	455,000.00	0.00
Loyalty Award - Civilian	5010459015	0.00	455,000.00	455,000.00	0.00	455,000.00	0.00	0.00	455,000.00	0.00	0.00	0.00	455,000.00	455,000.00	0.00	0.00	0.00	0.00	0.00	0.00	0.00	0.00	455,000.00	0.00
Other Personnel Benefits	5010459099	0.47	0.00	0.47	0.47	0.00	0.00	0.00	0.47	0.00	0.00	0.00	0.00	0.00	0.00	0.00	0.00	0.00	0.00	0.00	0.00	0.47	0.00	0.00
Maintenance and Other Operating Expenses		79,271,373.32	(96,250,227.00)	43,021,146.32	79,271,373.32	(36,250,227.00)	0.00	0.00	43,021,146.32	7,287,123.61	1,788,553.07	670,410.76	16,479,727.46	26,205,814.84	3,565,788.63	1,817,247.95	0.00	2,841,366.67	8,224,403.45	0.00	16,814,331.48	17,982,411.39	0.00	0.00
Traveling Expenses	5020100000	8,732,770.13	(6,746,358.25)	1,986,411.88	8,732,770.13	(6,746,358.25)	0.00	0.00	1,986,411.88	26,128.00	0.00	0.00	0.00	26,128.00	10,800.00	15,228.00	0.00	0.00	26,028.00	0.00	1,960,283.88	100.00	0.00	0.00
Traveling Expenses - Local	5020101000	8,250,874.77	(6,746,358.25)	1,504,516.52	8,250,874.77	(6,746,358.25)	0.00	0.00	1,504,516.52	26,128.00	0.00	0.00	0.00	26,128.00	10,800.00	15,228.00	0.00	0.00	26,028.00	0.00	1,478,388.52	100.00	0.00	0.00
Traveling Expenses - Foreign	5020102000	481,895.36	0.00	481,895.36	481,895.36	0.00	0.00	0.00	481,895.36	0.00	0.00	0.00	0.00	0.00	0.00	0.00	0.00	0.00	0.00	0.00	481,895.36	0.00	0.00	0.00
Training and Scholarship Expenses	5020200000	5,101,810.00	(4,570,000.00)	531,810.00	5,101,810.00	(4,570,000.00)	0.00	0.00	531,810.00	0.00	0.00	0.00	0.00	0.00	0.00	0.00	0.00	0.00	0.00	0.00	528,760.00	0.00	0.00	0.00
Training Expenses	5020201000	5,098,760.00	(4,570,000.00)	528,760.00	5,098,760.00	(4,570,000.00)	0.00	0.00	528,760.00	0.00	0.00	0.00	0.00	0.00	0.00	0.00	0.00	0.00	0.00	0.00	528,760.00	0.00	0.00	0.00
ICT Training Expenses	5020201001	411,000.00	0.00	411,000.00	411,000.00	0.00	0.00	0.00	411,000.00	0.00	0.00	0.00	0.00	0.00	0.00	0.00	0.00	0.00	0.00	0.00	0.00	0.00	0.00	0.00
Training Expenses	5020201002	4,687,760.00	(4,570,000.00)	117,760.00	4,687,760.00	(4,570,000.00)	0.00	0.00	117,760.00	0.00	0.00	0.00	0.00	0.00	0.00	0.00	0.00	0.00	0.00	0.00	117,760.00	0.00	0.00	0.00
Scholarship Grants/Expenses	5020202000	3,050.00	0.00	3,050.00	3,050.00	0.00	0.00	0.00	3,050.00	0.00	0.00	0.00	0.00	0.00	0.00	0.00	0.00	0.00	0.00	0.00	3,050.00	0.00	0.00	0.00
Supplies and Materials Expenses	5020300000	3,665,945.67	(520,157.11)	3,145,788.56	3,665,945.67	(520,157.11)	0.00	0.00	3,145,788.56	1,777,018.00	718,041.41	0.00	784.00	2,495,843.41	0.00	721,041.41	0.00	0.00	721,041.41	0.00	2,814,802.00	0.00	649,945.15	1,774,802.00
Office Supplies Expenses	5020301000	2,677,856.41	(618,241.11)	2,059,615.30	2,677,856.41	(618,241.11)	0.00	0.00	2,059,615.30	1,774,018.00	0.00	0.00	0.00	1,774,018.00	0.00	0.00	0.00	0.00	0.00	0.00	285,597.30	0.00	1,774,018.00	0.00
ICT Office Supplies	5020301001	1,224,071.22	184,431.03	1,408,502.25	1,224,071.22	184,431.03	0.00	0.00	1,408,502.25	1,774,018.00	(549,946.78)	0.00	0.00	1,224,071.22	0.00	0.00	0.00	0.00	0.00	0.00	0.00	184,431.03	0.00	1,224,071.22
Office Supplies Expenses	5020301002	1,453,785.19	(802,812.14)	651,113.05	1,453,785.19	(802,812.14)	0.00	0.00	651,113.05	0.00	0.00	0.00	549,946.78	0.00	0.00	0.00	0.00	0.00	0.00	0.00	101,166.27	0.00	549,946.78	0.00
Accountable Forms Expenses	5020302000	53,440.00	0.00	53,440.00	53,440.00	0.00	0.00	0.00	53,440.00	0.00	0.00	0.00	40,760.22	0.00	40,760.22	0.00	0.00	0.00	40,760.22	0.00	12,679.78	0.00	0.00	0.00
Drugs and Medicines Expenses	5020303000	217,920.00	(200,000.00)	17,920.00	217,920.00	(200,000.00)	0.00	0.00	17,920.00	0.00	0.00	0.00	0.00	0.00	0.00	0.00	0.00	0.00	0.00	0.00	17,920.00	0.00	0.00	0.00
Medical, Dental and Laboratory Supplies Expenses	5020306000	0.00	784.00	784.00	0.00	784.00	0.00	0.00	784.00	0.00	0.00	0.00	784.00	784.00	0.00	0.00	0.00	0.00	0.00	0.00	0.00	784.00	0.00	0.00
Fuel, Oil and Lubricants Expenses	5020309000	218,257.82	0.00	218,257.82	218,257.82	0.00	0.00	0.00	218,257.82	3,000.00	0.00	0.00	0.00	205,000.00	0.00	303,000.00	0.00	0.00	208,000.00	0.00	15,257.82	0.00	0.00	0.00
Other Supplies and Materials Expenses	5020309000	498,471.44	297,300.00	795,771.44	498,471.44	297,300.00	0.00	0.00	795,771.44	0.00	477,281.19	0.00	0.00	477,281.19	0.00	477,281.19	0.00	0.00	477,281.19	0.00	318,490.25	0.00	0.00	0.00
Utility Expenses	5020400000	415,814.47	0.00	415,814.47	415,814.47	0.00	0.00	0.00	415,814.47	454,949.04	(77,281.19)	0.00	0.00	377,667.85	454,949.04	(77,281.19)	0.00	0.00	377,667.85	0.00	38,146.62	0.00	0.00	0.00
Water Expenses	5020401000	238,146.62	0.00	238,146.62	238,146.62	0.00	0.00	0.00	238,146.62	200,000.00	0.00	0.00	0.00	200,000.00	0.00	200,000.00	0.00	0.00	200,000.00	0.00	38,146.62	0.00	0.00	0.00
Electricity Expenses	5020402000	177,667.85	0.00	177,667.85	177,667.85	0.00	0.00	0.00	177,667.85	454,949.04	(277,281.19)	0.00	0.00	177,667.85	454,949.04	(277,281.19)	0.00	0.00	177,667.85	0.00	0.00	0.00	0.00	0.00
Communication Expenses	5020500000	849,605.74	1,900.76	851,506.50	849,605.74	1,900.76	0.00	0.00	851,506.50	228,803.40	402,522.46	0.00	5,100.00	636,425.86	173,603.62	404,388.00	0.00	3,232.77	581,234.39	0.00	215,080.64	55,191.47	0.00	0.00
Postage and Courier Services	5020501000	86,401.25	0.00	86,401.25	86,401.25	0.00	0.00	0.00	86,401.25	0.00	0.00	0.00	0.00	0.00	0.00	0.00	0.00	0.00	0.00	0.00	86,401.25	0.00	0.00	0.00
Telephone Expenses	5020502000	683,730.28	1,900.76	685,631.04	683,730.28	1,900.76	0.00	0.00	685,631.04	184,203.40	402,522.46	0.00	5,100.00	591,825.86	173,603.62	404,388.00	0.00	3,232.77	581,234.39	0.00	93,805.16	10,591.47	0.00	0.00

This report was generated using the Unified Reporting System on null version, FAR1a.1.1 ; Status : PENDING

Department: Department of Energy (DOE)
 Agency/Entity: Office of the Secretary
 Operating Unit: < not applicable >
 Organization Code: 09 001 000000
 Fund Cluster: 01 Regular Agency Fund

(e.g. UACS Fund Cluster: 01-Regular Agency Fund, 02-Foreign Assisted Projects Fund, 03-Special Account-Locally Funded/Domestic Grants Fund, and 04-Special Account-Foreign Assisted/Foreign Grants Fund)

	Current Year Appropriations
	Supplemental
X	Continuing Appropriations

Particulars	UACS CODE	Appropriations			Allotments					Obligations					Disbursements					Balances			
		Authorized Appropriations	Adjustments (Transfer To/From, Modifications/ Augmentations)	Adjusted Appropriations	Allotments Received	Adjustments (Reductions, Modifications/ Augmentations)	Transfer To	Transfer From	Adjusted Allotments	1st Quarter Ending March 31	2nd Quarter Ending June 30	3rd Quarter Ending Sept. 30	4th Quarter Ending Dec. 31	TOTAL	1st Quarter Ending March 31	2nd Quarter Ending June 30	3rd Quarter Ending Sept. 30	4th Quarter Ending Dec. 31	TOTAL	Unreleased Appropriations	Unobligated Allotments	Unpaid Obligations (15-20)=(23+24)	
		3	4	5=(3+4)	6	7	8	9	10=[(6+(-7) -8+9)]	11	12	13	14	15=(11+12+13+14)	16	17	18	19	20=(16+17+18+19)	21=(5-10)	22=(10-15)	23	24
Mobile	5020502001	200,654.75	2,676.76	203,331.51	200,654.75	2,676.76	0.00	0.00	203,331.51	184,203.40	0.00	0.00	5,100.00	189,303.40	173,603.62	4,398.00	0.00	710.31	178,711.93	0.00	14,028.11	10,591.47	0.00
Landline	5020502002	483,075.53	(776.00)	482,299.53	483,075.53	(776.00)	0.00	0.00	482,299.53	0.00	402,522.46	0.00	0.00	402,522.46	0.00	400,000.00	0.00	2,522.46	402,522.46	0.00	79,777.07	0.00	0.00
Internet Subscription Expenses	5020503000	50,334.21	0.00	50,334.21	50,334.21	0.00	0.00	0.00	50,334.21	44,600.00	0.00	0.00	0.00	44,600.00	0.00	0.00	0.00	0.00	44,600.00	0.00	5,734.21	44,600.00	0.00
Cable, Satellite, Telegraph and Radio Expenses	5020504000	29,140.00	0.00	29,140.00	29,140.00	0.00	0.00	0.00	29,140.00	0.00	0.00	0.00	0.00	0.00	0.00	0.00	0.00	0.00	0.00	0.00	29,140.00	0.00	0.00
Professional Services	5021100000	16,193,902.03	(8,900,145.49)	7,293,756.54	16,193,902.03	(8,900,145.49)	0.00	0.00	7,293,756.54	160,000.00	0.00	420,000.00	896,000.00	1,476,000.00	0.00	0.00	0.00	580,000.00	580,000.00	0.00	5,817,756.54	896,000.00	0.00
Legal Services	5021101000	577,463.82	0.00	577,463.82	577,463.82	0.00	0.00	0.00	577,463.82	150,000.00	0.00	0.00	0.00	150,000.00	0.00	0.00	0.00	150,000.00	150,000.00	0.00	427,463.82	0.00	0.00
Consultancy Services	5021103000	2,659,476.80	(2,000,000.00)	659,476.80	2,659,476.80	(2,000,000.00)	0.00	0.00	659,476.80	0.00	0.00	420,000.00	0.00	420,000.00	0.00	0.00	0.00	420,000.00	420,000.00	0.00	439,476.80	0.00	0.00
ICT Consultancy Services	5021103001	2,000,000.00	(2,000,000.00)	0.00	2,000,000.00	(2,000,000.00)	0.00	0.00	0.00	0.00	0.00	0.00	0.00	0.00	0.00	0.00	0.00	0.00	0.00	0.00	0.00	0.00	0.00
Consultancy Services	5021103002	659,476.80	0.00	659,476.80	659,476.80	0.00	0.00	0.00	659,476.80	0.00	0.00	420,000.00	0.00	420,000.00	0.00	0.00	0.00	420,000.00	420,000.00	0.00	439,476.80	0.00	0.00
Other Professional Services	5021199000	12,756,961.41	(6,900,145.49)	5,856,815.92	12,756,961.41	(6,900,145.49)	0.00	0.00	5,856,815.92	10,000.00	0.00	0.00	896,000.00	906,000.00	0.00	0.00	0.00	10,000.00	10,000.00	0.00	4,950,815.92	896,000.00	0.00
General Services	5021200000	23,635,841.15	(2,795,248.37)	20,840,592.78	23,635,841.15	(2,795,248.37)	0.00	0.00	20,840,592.78	940,000.00	640.66	0.00	14,377,841.46	15,318,482.12	0.00	0.00	0.00	175,000.00	175,000.00	0.00	5,522,110.66	15,143,482.12	0.00
Junitorial Services	5021200000	10,372.28	0.00	10,372.28	10,372.28	0.00	0.00	0.00	10,372.28	0.00	0.00	0.00	0.00	0.00	0.00	0.00	0.00	0.00	0.00	0.00	10,372.28	0.00	0.00
Security Services	5021203000	1,872,740.97	(1,300,000.00)	572,740.97	1,872,740.97	(1,300,000.00)	0.00	0.00	572,740.97	0.00	0.00	0.00	0.00	0.00	0.00	0.00	0.00	0.00	0.00	0.00	572,740.97	0.00	0.00
Other General Services	5021299000	21,752,727.90	(1,495,248.37)	20,257,479.53	21,752,727.90	(1,495,248.37)	0.00	0.00	20,257,479.53	940,000.00	640.66	0.00	14,377,841.46	15,318,482.12	0.00	0.00	0.00	175,000.00	175,000.00	0.00	4,938,997.41	15,143,482.12	0.00
Other General Services	5021299999	21,752,727.90	(1,495,248.37)	20,257,479.53	21,752,727.90	(1,495,248.37)	0.00	0.00	20,257,479.53	940,000.00	640.66	0.00	14,377,841.46	15,318,482.12	0.00	0.00	0.00	175,000.00	175,000.00	0.00	4,938,997.41	15,143,482.12	0.00
Repairs and Maintenance - Buildings and Other Structures	5021300000	1,803,390.75	(110,024.60)	1,693,366.15	1,803,390.75	(110,024.60)	0.00	0.00	1,693,366.15	0.00	725,629.73	0.00	0.00	725,629.73	0.00	725,629.73	0.00	0.00	725,629.73	0.00	967,736.42	0.00	0.00
Repairs and Maintenance - Buildings and Other Structures	5021304000	983,503.45	0.00	983,503.45	983,503.45	0.00	0.00	0.00	983,503.45	0.00	725,629.73	0.00	0.00	725,629.73	0.00	725,629.73	0.00	0.00	725,629.73	0.00	257,873.72	0.00	0.00
Repairs and Maintenance - Buildings and Other Structures	5021304001	983,503.45	0.00	983,503.45	983,503.45	0.00	0.00	0.00	983,503.45	0.00	725,629.73	0.00	0.00	725,629.73	0.00	725,629.73	0.00	0.00	725,629.73	0.00	257,873.72	0.00	0.00
Repairs and Maintenance - Machinery and Equipment	5021305000	596,084.61	(110,024.60)	486,060.01	596,084.61	(110,024.60)	0.00	0.00	486,060.01	0.00	0.00	0.00	0.00	0.00	0.00	0.00	0.00	0.00	0.00	0.00	486,060.01	0.00	0.00
Office Equipment	5021305002	138,295.30	(110,024.60)	28,270.70	138,295.30	(110,024.60)	0.00	0.00	28,270.70	0.00	0.00	0.00	0.00	0.00	0.00	0.00	0.00	0.00	0.00	0.00	28,270.70	0.00	0.00
Information and Communication Technology Equipment	5021305003	289,666.67	0.00	289,666.67	289,666.67	0.00	0.00	0.00	289,666.67	0.00	0.00	0.00	0.00	0.00	0.00	0.00	0.00	0.00	0.00	0.00	289,666.67	0.00	0.00
Other Machinery and Equipment	5021305999	168,122.64	0.00	168,122.64	168,122.64	0.00	0.00	0.00	168,122.64	0.00	0.00	0.00	0.00	0.00	0.00	0.00	0.00	0.00	0.00	0.00	168,122.64	0.00	0.00
Repairs and Maintenance - Transportation Equipment	5021306000	121,802.69	0.00	121,802.69	121,802.69	0.00	0.00	0.00	121,802.69	0.00	0.00	0.00	0.00	0.00	0.00	0.00	0.00	0.00	0.00	0.00	121,802.69	0.00	0.00
Motor Vehicles	5021306001	121,802.69	0.00	121,802.69	121,802.69	0.00	0.00	0.00	121,802.69	0.00	0.00	0.00	0.00	0.00	0.00	0.00	0.00	0.00	0.00	0.00	121,802.69	0.00	0.00
Repairs and Maintenance - Furniture and Fixtures	5021307000	102,000.00	0.00	102,000.00	102,000.00	0.00	0.00	0.00	102,000.00	0.00	0.00	0.00	0.00	0.00	0.00	0.00	0.00	0.00	0.00	0.00	102,000.00	0.00	0.00
Taxes, Insurance Premiums and Other Fees	5021500000	3,224,669.69	0.00	3,224,669.69	3,224,669.69	0.00	0.00	0.00	3,224,669.69	2,914,237.28	0.00	0.00	0.00	2,914,237.28	2,914,237.28	0.00	0.00	0.00	2,914,237.28	0.00	310,432.41	0.00	0.00
Taxes, Duties and Licenses	5021501000	72,570.23	0.00	72,570.23	72,570.23	0.00	0.00	0.00	72,570.23	0.00	0.00	0.00	0.00	0.00	0.00	0.00	0.00	0.00	0.00	0.00	72,570.23	0.00	0.00
Taxes, Duties and Licenses	5021501001	72,570.23	0.00	72,570.23	72,570.23	0.00	0.00	0.00	72,570.23	0.00	0.00	0.00	0.00	0.00	0.00	0.00	0.00	0.00	0.00	0.00	72,570.23	0.00	0.00
Fidelity Bond Premiums	5021502000	176,500.00	0.00	176,500.00	176,500.00	0.00	0.00	0.00	176,500.00	0.00	0.00	0.00	0.00	0.00	0.00	0.00	0.00	0.00	0.00	0.00	176,500.00	0.00	0.00
Insurance Expenses	5021503000	2,975,599.46	0.00	2,975,599.46	2,975,599.46	0.00	0.00	0.00	2,975,599.46	2,914,237.28	0.00	0.00	0.00	2,914,237.28	2,914,237.28	0.00	0.00	0.00	2,914,237.28	0.00	61,362.18	0.00	0.00
Other Maintenance and Operating Expenses	5029900000	15,647,623.69	(12,610,193.94)	3,037,429.75	15,647,623.69	(12,610,193.94)	0.00	0.00	3,037,429.75	785,987.89	0.00	250,410.70	1,200,002.00	2,236,400.59	12,198.89	28,232.00	0.00	2,083,133.90	2,123,564.79	0.00	801,029.16	112,835.80	0.00

This report was generated using the Unified Reporting System on null version.FAR1a.1.1 ; Status : PENDING


Department: Department of Energy (DOE)
 Agency/Entity: Office of the Secretary
 Operating Unit: < not applicable >
 Organization Code: 09 001 0000000
 Fund Cluster: 01 Regular Agency Fund

(e.g. UACS Fund Cluster: 01-Regular Agency Fund, 02-Foreign Assisted Projects Fund, 03-Special Account-Locally Funded/Domestic Grants Fund, and 04-Special Account-Foreign Assisted/Foreign Grants Fund)


	Current Year Appropriations
	Supplemental
X	Continuing Appropriations

Particulars	UACS CODE	Appropriations			Allotments			Obligations					Disbursements					Balances							
		Authorized Appropriations	Adjustments (Transfer To/From, Modifications/ Augmentations)	Adjusted Appropriations	Allotments Received	Adjustments (Reductions, Modifications/ Augmentations)	Transfer To	Transfer From	Adjusted Allotments	1st Quarter Ending March 31	2nd Quarter Ending June 30	3rd Quarter Ending Sept. 30	4th Quarter Ending Dec. 31	TOTAL	1st Quarter Ending March 31	2nd Quarter Ending June 30	3rd Quarter Ending Sept. 30	4th Quarter Ending Dec. 31	TOTAL	Unreleased Appropriations	Unobligated Allotments	Unpaid Obligations (15-20)=(23+24)			
		3	4	5=(3+4)	6	7	8	9	10=[(6+(-7)-8)+9]	11	12	13	14	15=(11+12+13+14)	16	17	18	19	20=(16+17+18+19)	21=(5-10)	22=(10-15)	23	24		
Advertising Expenses	5029901000	571,308.80	(563,308.80)	8,000.00	571,308.80	(563,308.80)	0.00	0.00	8,000.00	0.00	0.00	0.00	0.00	0.00	0.00	0.00	0.00	0.00	0.00	0.00	0.00	0.00	8,000.00	0.00	0.00
Printing and Publication Expenses	5029902000	897,280.00	(620,000.00)	277,280.00	897,280.00	(620,000.00)	0.00	0.00	277,280.00	0.00	0.00	0.00	0.00	0.00	0.00	0.00	0.00	0.00	0.00	0.00	0.00	0.00	277,280.00	0.00	0.00
Representation Expenses	5029903000	8,856,582.19	(6,505,257.20)	2,351,324.99	8,856,582.19	(6,505,257.20)	0.00	0.00	2,351,324.99	785,987.89	0.00	250,410.70	1,200,002.00	2,236,400.59	12,198.89	28,232.00	0.00	2,083,133.90	2,123,564.79	0.00	0.00	0.00	114,924.40	112,835.80	0.00
Transportation and Delivery Expenses	5029904000	331,000.00	0.00	331,000.00	331,000.00	0.00	0.00	0.00	331,000.00	0.00	0.00	0.00	0.00	0.00	0.00	0.00	0.00	0.00	0.00	0.00	0.00	0.00	331,000.00	0.00	0.00
Rent/Lease Expenses	5029905000	926,790.81	(907,158.25)	19,634.56	926,790.81	(907,158.25)	0.00	0.00	19,634.56	0.00	0.00	0.00	0.00	0.00	0.00	0.00	0.00	0.00	0.00	0.00	0.00	0.00	19,634.56	0.00	0.00
Rents - Building and Structures	5029905001	19,634.56	0.00	19,634.56	19,634.56	0.00	0.00	0.00	19,634.56	0.00	0.00	0.00	0.00	0.00	0.00	0.00	0.00	0.00	0.00	0.00	0.00	0.00	19,634.56	0.00	0.00
Rents - Motor Vehicles	5029905003	722,158.25	(722,158.25)	0.00	722,158.25	(722,158.25)	0.00	0.00	0.00	0.00	0.00	0.00	0.00	0.00	0.00	0.00	0.00	0.00	0.00	0.00	0.00	0.00	0.00	0.00	0.00
Rents - Equipment	5029905004	185,000.00	(185,000.00)	0.00	185,000.00	(185,000.00)	0.00	0.00	0.00	0.00	0.00	0.00	0.00	0.00	0.00	0.00	0.00	0.00	0.00	0.00	0.00	0.00	0.00	0.00	0.00
Subscription Expenses	5029907000	4,064,661.69	(4,014,471.69)	50,190.20	4,064,661.69	(4,014,471.69)	0.00	0.00	50,190.20	0.00	0.00	0.00	0.00	0.00	0.00	0.00	0.00	0.00	0.00	0.00	0.00	0.00	50,190.20	0.00	0.00
ICT Software Subscription	5029907001	2,050.00	0.00	2,050.00	2,050.00	0.00	0.00	0.00	2,050.00	0.00	0.00	0.00	0.00	0.00	0.00	0.00	0.00	0.00	0.00	0.00	0.00	0.00	2,050.00	0.00	0.00
Other Subscription Expenses	5029907099	4,062,611.69	(4,014,471.69)	48,140.20	4,062,611.69	(4,014,471.69)	0.00	0.00	48,140.20	0.00	0.00	0.00	0.00	0.00	0.00	0.00	0.00	0.00	0.00	0.00	0.00	0.00	48,140.20	0.00	0.00
Capital Outlays		63,343,282.34	0.00	63,343,282.34	63,343,282.34	0.00	0.00	0.00	63,343,282.34	22,015,930.00	0.00	0.00	2,693,831.40	24,709,761.40	0.00	0.00	3,010,500.00	1,500,000.00	4,510,500.00	0.00	0.00	38,633,520.94	20,199,261.40	0.00	
Property, Plant and Equipment Outlay	5060400000	63,343,282.34	0.00	63,343,282.34	63,343,282.34	0.00	0.00	0.00	63,343,282.34	22,015,930.00	0.00	0.00	2,693,831.40	24,709,761.40	0.00	0.00	3,010,500.00	1,500,000.00	4,510,500.00	0.00	0.00	38,633,520.94	20,199,261.40	0.00	
Machinery and Equipment Outlay	5060405000	60,398,282.34	0.00	60,398,282.34	60,398,282.34	0.00	0.00	0.00	60,398,282.34	22,015,930.00	0.00	0.00	2,693,831.40	24,709,761.40	0.00	0.00	3,010,500.00	1,500,000.00	4,510,500.00	0.00	0.00	35,688,520.94	20,199,261.40	0.00	
Information and Communication Technology Equipment	5060405003	35,124,105.00	0.00	35,124,105.00	35,124,105.00	0.00	0.00	0.00	35,124,105.00	12,015,930.00	0.00	0.00	1,817,050.00	13,832,980.00	0.00	0.00	3,010,500.00	0.00	3,010,500.00	0.00	0.00	21,281,125.00	10,822,480.00	0.00	
Technical and Scientific Equipment	5060405014	2,509,709.00	0.00	2,509,709.00	2,509,709.00	0.00	0.00	0.00	2,509,709.00	0.00	0.00	0.00	0.00	0.00	0.00	0.00	0.00	0.00	0.00	0.00	0.00	2,509,709.00	0.00	0.00	
ICT Software	5060405015	22,764,468.34	0.00	22,764,468.34	22,764,468.34	0.00	0.00	0.00	22,764,468.34	10,000,000.00	0.00	0.00	878,781.40	10,878,781.40	0.00	0.00	1,500,000.00	1,500,000.00	1,500,000.00	0.00	0.00	11,887,686.94	9,376,781.40	0.00	
Transportation Equipment Outlay	5060406000	2,945,000.00	0.00	2,945,000.00	2,945,000.00	0.00	0.00	0.00	2,945,000.00	0.00	0.00	0.00	0.00	0.00	0.00	0.00	0.00	0.00	0.00	0.00	0.00	0.00	2,945,000.00	0.00	0.00
Motor Vehicles	5060406001	2,945,000.00	0.00	2,945,000.00	2,945,000.00	0.00	0.00	0.00	2,945,000.00	0.00	0.00	0.00	0.00	0.00	0.00	0.00	0.00	0.00	0.00	0.00	0.00	0.00	2,945,000.00	0.00	0.00
GRAND TOTAL		142,761,284.60	0.00	142,761,284.60	142,761,284.60	0.00	0.00	0.00	142,761,284.60	29,303,053.61	1,769,553.07	670,410.70	55,414,643.05	87,157,660.44	3,565,788.83	1,817,247.95	3,010,500.00	10,518,978.67	18,912,515.45	0.00	0.00	55,603,624.16	68,245,144.99	0.00	


Certified Correct:


 ELISAB. MORALES
 CHIEF, BUDGET DIVISION
 Date: 4


Certified Correct:


 MARIQUITA E. TALAMAYAN
 OIC, ACCOUNTING DIVISION
 Date:

Recommending Approval:


 ARACELI A.S. SOLUTA
 DIRECTOR, FINANCIAL SERVICES
 Date:

Approved By:


 ROBERT B. UY
 ASE & OIC, UNDERSECRETARY for Finance & Admin.
 Date: