

SUMMARY OF APPROPRIATIONS, ALLOTMENTS, OBLIGATIONS, DISBURSEMENTS AND BALANCES BY OBJECT OF EXPENDITURES

As at the Quarter Ending June 30, 2020

Department: Department of Energy (DOE)
 Agency/Entity: Office of the Secretary
 Operating Unit: < not applicable >
 Organization Code: 09 001 000000
 Fund Cluster: 01 Regular Agency Fund

	Current Year Appropriations
	Supplemental
X	Continuing Appropriations

(e.g. UACS Fund Cluster: 01-Regular Agency Fund, 02-Foreign Assisted Projects Fund, 03-Special Account-Locally Funded/Domestic Grants Fund, and 04-Special Account-Foreign Assisted/Foreign Grants Fund)

Particulars	UACS CODE	Appropriations			Allotments					Obligations				Disbursements				Balances						
		Authorized Appropriations	Adjustments (Transfer To/From, Modifications/ Augmentations)	Adjusted Appropriations	Allotments Received	Adjustments (Reductions, Modifications/ Augmentations)	Transfer To	Transfer From	Adjusted Allotments	1st Quarter Ending March 31	2nd Quarter Ending June 30	3rd Quarter Ending Sept. 30	4th Quarter Ending Dec. 31	TOTAL	1st Quarter Ending March 31	2nd Quarter Ending June 30	3rd Quarter Ending Sept. 30	4th Quarter Ending Dec. 31	TOTAL	Unreleased Appropriations	Unobligated Allotments	Unpaid Obligations (16-20)=(23+24)		
		3	4	5=(3+4)	6	7	8	9	10=[(6+(-)7)-8+9]	11	12	13	14	15=(11+12+13+14)	16	17	18	19	20=(16+17+18+19)	21=(5-10)	22=(10-15)	23	24	
SUMMARY		142,614,655.66	0.00	142,614,655.66	142,614,655.66	0.00	0.00	0.00	142,614,655.66	29,303,053.61	1,769,553.07	0.00	0.00	31,072,606.68	3,565,786.83	1,817,247.95	0.00	0.00	5,383,036.78	0.00	111,542,048.98	0.00	25,689,566.90	
I. CONTINUING APPROPRIATIONS		142,614,655.66	0.00	142,614,655.66	142,614,655.66	0.00	0.00	0.00	142,614,655.66	29,303,053.61	1,769,553.07	0.00	0.00	31,072,606.68	3,565,786.83	1,817,247.95	0.00	0.00	5,383,036.78	0.00	111,542,048.98	0.00	25,689,566.90	
i. Agency Specific Budget		142,614,655.66	0.00	142,614,655.66	142,614,655.66	0.00	0.00	0.00	142,614,655.66	29,303,053.61	1,769,553.07	0.00	0.00	31,072,606.68	3,565,786.83	1,817,247.95	0.00	0.00	5,383,036.78	0.00	111,542,048.98	0.00	25,689,566.90	
Maintenance and Other Operating Expenses		79,271,373.32	0.00	79,271,373.32	79,271,373.32	0.00	0.00	0.00	79,271,373.32	7,287,123.61	1,769,553.07	0.00	0.00	9,056,676.68	3,565,786.83	1,817,247.95	0.00	0.00	5,383,036.78	0.00	70,214,696.64	0.00	3,673,639.90	
Traveling Expenses	502010000	8,732,770.19	0.00	8,732,770.19	8,732,770.19	0.00	0.00	0.00	8,732,770.19	26,128.00	0.00	0.00	0.00	26,128.00	10,800.00	15,228.00	0.00	0.00	26,028.00	0.00	8,706,642.19	0.00	100.00	
Traveling Expenses - Local	502010100	8,250,874.77	0.00	8,250,874.77	8,250,874.77	0.00	0.00	0.00	8,250,874.77	26,128.00	0.00	0.00	0.00	26,128.00	10,800.00	15,228.00	0.00	0.00	26,028.00	0.00	8,224,746.77	0.00	100.00	
Traveling Expenses - Foreign	502010200	481,895.36	0.00	481,895.36	481,895.36	0.00	0.00	0.00	481,895.36	0.00	0.00	0.00	0.00	0.00	0.00	0.00	0.00	0.00	0.00	0.00	481,895.36	0.00	0.00	
Training and Scholarship Expenses	502020000	5,101,810.00	0.00	5,101,810.00	5,101,810.00	0.00	0.00	0.00	5,101,810.00	0.00	0.00	0.00	0.00	0.00	0.00	0.00	0.00	0.00	0.00	0.00	5,101,810.00	0.00	0.00	
Training Expenses	502020100	5,098,760.00	0.00	5,098,760.00	5,098,760.00	0.00	0.00	0.00	5,098,760.00	0.00	0.00	0.00	0.00	0.00	0.00	0.00	0.00	0.00	0.00	0.00	5,098,760.00	0.00	0.00	
ICT Training Expenses	5020201001	411,000.00	0.00	411,000.00	411,000.00	0.00	0.00	0.00	411,000.00	0.00	0.00	0.00	0.00	0.00	0.00	0.00	0.00	0.00	0.00	0.00	411,000.00	0.00	0.00	
Training Expenses	5020201002	4,687,760.00	0.00	4,687,760.00	4,687,760.00	0.00	0.00	0.00	4,687,760.00	0.00	0.00	0.00	0.00	0.00	0.00	0.00	0.00	0.00	0.00	0.00	4,687,760.00	0.00	0.00	
Scholarship Grants/Expenses	502020200	3,050.00	0.00	3,050.00	3,050.00	0.00	0.00	0.00	3,050.00	0.00	0.00	0.00	0.00	0.00	0.00	0.00	0.00	0.00	0.00	0.00	3,050.00	0.00	0.00	
Supplies and Materials Expenses	502030000	3,665,945.67	0.00	3,665,945.67	3,665,945.67	0.00	0.00	0.00	3,665,945.67	1,777,018.00	718,041.41	0.00	0.00	2,495,059.41	0.00	721,041.41	0.00	0.00	721,041.41	0.00	1,170,886.26	0.00	1,774,018.00	
Office Supplies Expenses	502030100	2,677,856.41	0.00	2,677,856.41	2,677,856.41	0.00	0.00	0.00	2,677,856.41	1,774,018.00	0.00	0.00	0.00	1,774,018.00	0.00	0.00	0.00	0.00	0.00	0.00	903,838.41	0.00	1,774,018.00	
ICT Office Supplies	5020301001	1,224,071.22	0.00	1,224,071.22	1,224,071.22	0.00	0.00	0.00	1,224,071.22	1,774,018.00	(549,946.78)	0.00	0.00	1,224,071.22	0.00	0.00	0.00	0.00	0.00	0.00	0.00	0.00	0.00	1,224,071.22
Office Supplies Expenses	5020301002	1,453,785.19	0.00	1,453,785.19	1,453,785.19	0.00	0.00	0.00	1,453,785.19	0.00	549,946.78	0.00	0.00	549,946.78	0.00	0.00	0.00	0.00	0.00	0.00	0.00	903,838.41	0.00	549,946.78
Accountable Forms Expenses	502030200	53,440.00	0.00	53,440.00	53,440.00	0.00	0.00	0.00	53,440.00	0.00	40,760.22	0.00	0.00	40,760.22	0.00	40,760.22	0.00	0.00	40,760.22	0.00	12,679.78	0.00	0.00	
Drugs and Medicines Expenses	502030700	217,920.00	0.00	217,920.00	217,920.00	0.00	0.00	0.00	217,920.00	0.00	0.00	0.00	0.00	0.00	0.00	0.00	0.00	0.00	0.00	0.00	217,920.00	0.00	0.00	
Fuel, Oil and Lubricants Expenses	502030900	218,257.82	0.00	218,257.82	218,257.82	0.00	0.00	0.00	218,257.82	3,000.00	200,000.00	0.00	0.00	203,000.00	0.00	203,000.00	0.00	0.00	203,000.00	0.00	15,257.82	0.00	0.00	
Other Supplies and Materials Expenses	502039900	498,471.44	0.00	498,471.44	498,471.44	0.00	0.00	0.00	498,471.44	0.00	477,281.19	0.00	0.00	477,281.19	0.00	477,281.19	0.00	0.00	477,281.19	0.00	21,190.25	0.00	0.00	
Utility Expenses	502040000	415,814.47	0.00	415,814.47	415,814.47	0.00	0.00	0.00	415,814.47	454,949.04	(77,281.19)	0.00	0.00	377,667.85	454,949.04	(77,281.19)	0.00	0.00	377,667.85	0.00	38,146.62	0.00	0.00	
Water Expenses	502040100	238,146.62	0.00	238,146.62	238,146.62	0.00	0.00	0.00	238,146.62	0.00	200,000.00	0.00	0.00	200,000.00	0.00	200,000.00	0.00	0.00	200,000.00	0.00	38,146.62	0.00	0.00	
Electricity Expenses	502040200	177,667.85	0.00	177,667.85	177,667.85	0.00	0.00	0.00	177,667.85	454,949.04	(277,281.19)	0.00	0.00	177,667.85	454,949.04	(277,281.19)	0.00	0.00	177,667.85	0.00	0.00	0.00	0.00	
Communication Expenses	502050000	849,605.74	0.00	849,605.74	849,605.74	0.00	0.00	0.00	849,605.74	228,803.40	402,622.46	0.00	0.00	631,325.86	173,803.62	404,398.00	0.00	0.00	678,001.62	0.00	218,279.88	0.00	53,324.24	
Postage and Courier Services	502050100	86,401.25	0.00	86,401.25	86,401.25	0.00	0.00	0.00	86,401.25	0.00	0.00	0.00	0.00	0.00	0.00	0.00	0.00	0.00	0.00	0.00	86,401.25	0.00	0.00	
Telephone Expenses	502050200	683,730.28	0.00	683,730.28	683,730.28	0.00	0.00	0.00	683,730.28	184,203.40	402,622.46	0.00	0.00	586,725.86	173,803.62	404,398.00	0.00	0.00	578,001.62	0.00	97,004.42	0.00	8,724.24	
Mobile	5020502001	200,854.75	0.00	200,854.75	200,854.75	0.00	0.00	0.00	200,854.75	184,203.40	0.00	0.00	0.00	184,203.40	173,803.62	4,398.00	0.00	0.00	178,001.62	0.00	16,451.35	0.00	6,201.75	

This report was generated using the Unified Reporting System on null version.FAR1a.1.1 ; Status : SUBMITTED

ju

Department: Department of Energy (DOE)
 Agency/Entity: Office of the Secretary
 Operating Unit: < not applicable >
 Organization Code: 09 001 0000000
 Fund Cluster: 01 Regular Agency Fund

	Current Year Appropriations
	Supplemental
X	Continuing Appropriations

(e.g. UACS Fund Cluster: 01-Regular Agency Fund, 02-Foreign Assisted Projects Fund, 03-Special Account-Locally Funded/Domestic Grants Fund, and 04-Special Account-Foreign Assisted/Foreign Grants Fund)

Particulars	UACS CODE	Appropriations			Allotments					Obligations					Disbursements					Balances			
		Authorized Appropriations	Adjustments (Transfer To/From, Modifications/ Augmentations)	Adjusted Appropriations	Allotments Received	Adjustments (Reductions, Modifications/ Augmentations)	Transfer To	Transfer From	Adjusted Allotments	1st Quarter Ending March 31	2nd Quarter Ending June 30	3rd Quarter Ending Sept. 30	4th Quarter Ending Dec. 31	TOTAL	1st Quarter Ending March 31	2nd Quarter Ending June 30	3rd Quarter Ending Sept. 30	4th Quarter Ending Dec. 31	TOTAL	Unreleased Appropriations	Unobligated Allotments	Unpaid Obligations (15-20)=(23+24)	
																						21	24
		3	4	5=(3+4)	6	7	8	9	10=[(8+(-)7)+9]	11	12	13	14	15=(11+12+13+14)	16	17	18	19	20=(16+17+18+19)	21=(5-10)	22=(10-15)	23	24
Landline	5020502002	483,075.53	0.00	483,075.53	483,075.53	0.00	0.00	0.00	483,075.53	0.00	402,522.46	0.00	0.00	402,522.46	0.00	400,000.00	0.00	0.00	400,000.00	0.00	80,553.07	0.00	2,522.46
Internet Subscription Expenses	5020603000	50,334.21	0.00	50,334.21	50,334.21	0.00	0.00	0.00	50,334.21	44,800.00	0.00	0.00	0.00	44,800.00	0.00	0.00	0.00	0.00	44,800.00	0.00	5,734.21	0.00	44,800.00
Cable, Satellite, Telegraph and Radio Expenses	5020604000	29,140.00	0.00	29,140.00	29,140.00	0.00	0.00	0.00	29,140.00	0.00	0.00	0.00	0.00	0.00	0.00	0.00	0.00	0.00	0.00	0.00	29,140.00	0.00	0.00
Professional Services	5021100000	16,193,902.03	0.00	16,193,902.03	16,193,902.03	0.00	0.00	0.00	16,193,902.03	160,000.00	0.00	0.00	0.00	160,000.00	0.00	0.00	0.00	0.00	160,000.00	0.00	16,033,902.03	0.00	160,000.00
Legal Services	5021101000	577,463.82	0.00	577,463.82	577,463.82	0.00	0.00	0.00	577,463.82	150,000.00	0.00	0.00	0.00	150,000.00	0.00	0.00	0.00	0.00	150,000.00	0.00	427,463.82	0.00	150,000.00
Consultancy Services	5021103000	2,859,476.80	0.00	2,859,476.80	2,859,476.80	0.00	0.00	0.00	2,859,476.80	0.00	0.00	0.00	0.00	0.00	0.00	0.00	0.00	0.00	0.00	0.00	2,859,476.80	0.00	0.00
ICT Consultancy Services	5021103001	2,000,000.00	0.00	2,000,000.00	2,000,000.00	0.00	0.00	0.00	2,000,000.00	0.00	0.00	0.00	0.00	0.00	0.00	0.00	0.00	0.00	0.00	0.00	2,000,000.00	0.00	0.00
Consultancy Services	5021103002	859,476.80	0.00	859,476.80	859,476.80	0.00	0.00	0.00	859,476.80	0.00	0.00	0.00	0.00	0.00	0.00	0.00	0.00	0.00	0.00	0.00	859,476.80	0.00	0.00
Other Professional Services	5021199000	12,756,981.41	0.00	12,756,981.41	12,756,981.41	0.00	0.00	0.00	12,756,981.41	10,000.00	0.00	0.00	0.00	10,000.00	0.00	0.00	0.00	0.00	10,000.00	0.00	12,746,981.41	0.00	10,000.00
General Services	5021200000	23,635,841.15	0.00	23,635,841.15	23,635,841.15	0.00	0.00	0.00	23,635,841.15	940,840.66	640.66	0.00	0.00	940,840.66	0.00	0.00	0.00	0.00	940,840.66	0.00	22,895,200.49	0.00	940,840.66
Janitorial Services	5021202000	10,372.28	0.00	10,372.28	10,372.28	0.00	0.00	0.00	10,372.28	0.00	0.00	0.00	0.00	0.00	0.00	0.00	0.00	0.00	0.00	0.00	10,372.28	0.00	0.00
Security Services	5021203000	1,872,740.97	0.00	1,872,740.97	1,872,740.97	0.00	0.00	0.00	1,872,740.97	0.00	0.00	0.00	0.00	0.00	0.00	0.00	0.00	0.00	0.00	0.00	1,872,740.97	0.00	0.00
Other General Services	5021299000	21,752,727.90	0.00	21,752,727.90	21,752,727.90	0.00	0.00	0.00	21,752,727.90	940,000.00	640.66	0.00	0.00	940,640.66	0.00	0.00	0.00	0.00	940,640.66	0.00	20,812,087.24	0.00	940,640.66
Other General Services	5021299009	21,752,727.90	0.00	21,752,727.90	21,752,727.90	0.00	0.00	0.00	21,752,727.90	940,000.00	640.66	0.00	0.00	940,640.66	0.00	0.00	0.00	0.00	940,640.66	0.00	20,812,087.24	0.00	940,640.66
Repairs and Maintenance	5021300000	1,803,390.75	0.00	1,803,390.75	1,803,390.75	0.00	0.00	0.00	1,803,390.75	0.00	725,629.73	0.00	0.00	725,629.73	0.00	0.00	0.00	0.00	725,629.73	0.00	1,077,761.02	0.00	0.00
Repairs and Maintenance - Buildings and Other Buildings	5021304000	983,503.45	0.00	983,503.45	983,503.45	0.00	0.00	0.00	983,503.45	0.00	725,629.73	0.00	0.00	725,629.73	0.00	0.00	0.00	0.00	725,629.73	0.00	257,873.72	0.00	0.00
Repairs and Maintenance - Machinery and Equipment	5021305000	596,084.61	0.00	596,084.61	596,084.61	0.00	0.00	0.00	596,084.61	0.00	0.00	0.00	0.00	0.00	0.00	0.00	0.00	0.00	0.00	0.00	596,084.61	0.00	0.00
Office Equipment	5021305002	138,295.30	0.00	138,295.30	138,295.30	0.00	0.00	0.00	138,295.30	0.00	0.00	0.00	0.00	0.00	0.00	0.00	0.00	0.00	0.00	0.00	138,295.30	0.00	0.00
Information and Communication Technology	5021305003	289,666.67	0.00	289,666.67	289,666.67	0.00	0.00	0.00	289,666.67	0.00	0.00	0.00	0.00	0.00	0.00	0.00	0.00	0.00	0.00	0.00	289,666.67	0.00	0.00
Other Machinery and Equipment	5021305009	168,122.64	0.00	168,122.64	168,122.64	0.00	0.00	0.00	168,122.64	0.00	0.00	0.00	0.00	0.00	0.00	0.00	0.00	0.00	0.00	0.00	168,122.64	0.00	0.00
Repairs and Maintenance - Transportation	5021306000	121,802.69	0.00	121,802.69	121,802.69	0.00	0.00	0.00	121,802.69	0.00	0.00	0.00	0.00	0.00	0.00	0.00	0.00	0.00	0.00	0.00	121,802.69	0.00	0.00
Motor Vehicles	5021306001	121,802.69	0.00	121,802.69	121,802.69	0.00	0.00	0.00	121,802.69	0.00	0.00	0.00	0.00	0.00	0.00	0.00	0.00	0.00	0.00	0.00	121,802.69	0.00	0.00
Repairs and Maintenance - Furniture and Fixtures	5021307000	102,000.00	0.00	102,000.00	102,000.00	0.00	0.00	0.00	102,000.00	0.00	0.00	0.00	0.00	0.00	0.00	0.00	0.00	0.00	0.00	0.00	102,000.00	0.00	0.00
Taxes, Insurance Premiums and Other Fees	5021500000	3,224,669.69	0.00	3,224,669.69	3,224,669.69	0.00	0.00	0.00	3,224,669.69	2,914,237.28	0.00	0.00	0.00	2,914,237.28	2,914,237.28	0.00	0.00	0.00	2,914,237.28	0.00	310,432.41	0.00	0.00
Taxes, Duties and Licenses	5021501000	72,570.23	0.00	72,570.23	72,570.23	0.00	0.00	0.00	72,570.23	0.00	0.00	0.00	0.00	0.00	0.00	0.00	0.00	0.00	0.00	0.00	72,570.23	0.00	0.00
Fidelity Bond Premiums	5021502000	176,500.00	0.00	176,500.00	176,500.00	0.00	0.00	0.00	176,500.00	0.00	0.00	0.00	0.00	0.00	0.00	0.00	0.00	0.00	0.00	0.00	176,500.00	0.00	0.00
Insurance Expenses	5021503000	2,975,599.46	0.00	2,975,599.46	2,975,599.46	0.00	0.00	0.00	2,975,599.46	2,914,237.28	0.00	0.00	0.00	2,914,237.28	2,914,237.28	0.00	0.00	0.00	2,914,237.28	0.00	61,362.18	0.00	0.00
Other Maintenance and Operating Expenses	5029900000	15,647,623.69	0.00	15,647,623.69	15,647,623.69	0.00	0.00	0.00	15,647,623.69	785,967.89	0.00	0.00	0.00	785,967.89	12,198.89	28,232.00	0.00	0.00	40,430.89	0.00	14,861,635.80	0.00	745,657.00
Advertising Expenses	5029901000	571,308.80	0.00	571,308.80	571,308.80	0.00	0.00	0.00	571,308.80	0.00	0.00	0.00	0.00	0.00	0.00	0.00	0.00	0.00	0.00	0.00	571,308.80	0.00	0.00

This report was generated using the Unified Reporting System on null version.FAR1a.1.1 ; Status : SUBMITTED

Handwritten signature



Department: Department of Energy (DOE)
 Agency/Entity: Office of the Secretary
 Operating Unit: < not applicable >
 Organization Code: 09 001 0000000
 Fund Cluster: 01 Regular Agency Fund

(e.g. UACS Fund Cluster: 01-Regular Agency Fund, 02-Foreign Assisted Projects Fund, 03-Special Account-Locally Funded/Domestic Grants Fund, and 04-Special Account-Foreign Assisted/Foreign Grants Fund)


	Current Year Appropriations
	Supplemental
X	Continuing Appropriations

Particulars	UACS CODE	Appropriations			Allotments			Obligations					Disbursements				Balances								
		Authorized Appropriations	Adjustments (Transfer To/From, Modifications/Augmentations)	Adjusted Appropriations	Allotments Received	Adjustments (Reductions, Modifications/Augmentations)	Transfer To	Transfer From	Adjusted Allotments	1st Quarter Ending March 31	2nd Quarter Ending June 30	3rd Quarter Ending Sept. 30	4th Quarter Ending Dec. 31	TOTAL	1st Quarter Ending March 31	2nd Quarter Ending June 30	3rd Quarter Ending Sept. 30	4th Quarter Ending Dec. 31	TOTAL	Unreleased Appropriations	Unobligated Allotments	Unpaid Obligations (15-20)+(23+24)			
		3	4	5=(3+4)	6	7	8	9	10=[(6+(-)7)+8]	11	12	13	14	15=(11+12+13+14)	16	17	18	19	20=(16+17+18+19)	21=(5-10)	22=(10-15)	23	24		
Printing and Publication Expenses	5029902000	897,280.00	0.00	897,280.00	897,280.00	0.00	0.00	0.00	897,280.00	0.00	0.00	0.00	0.00	0.00	0.00	0.00	0.00	0.00	0.00	0.00	897,280.00	0.00	0.00	0.00	0.00
Representation Expenses	5029903000	8,856,582.19	0.00	8,856,582.19	8,856,582.19	0.00	0.00	0.00	8,856,582.19	785,987.89	0.00	0.00	0.00	785,987.89	12,198.89	28,232.00	0.00	0.00	40,430.88	0.00	8,070,594.30	0.00	0.00	745,557.00	0.00
Transportation and Delivery Expenses	5029904000	331,000.00	0.00	331,000.00	331,000.00	0.00	0.00	0.00	331,000.00	0.00	0.00	0.00	0.00	0.00	0.00	0.00	0.00	0.00	0.00	0.00	331,000.00	0.00	0.00	0.00	0.00
Rent/Lease Expenses	5029905000	926,790.81	0.00	926,790.81	926,790.81	0.00	0.00	0.00	926,790.81	0.00	0.00	0.00	0.00	0.00	0.00	0.00	0.00	0.00	0.00	0.00	926,790.81	0.00	0.00	0.00	0.00
Rents - Building and Structures	5029905001	19,634.56	0.00	19,634.56	19,634.56	0.00	0.00	0.00	19,634.56	0.00	0.00	0.00	0.00	0.00	0.00	0.00	0.00	0.00	0.00	0.00	19,634.56	0.00	0.00	0.00	0.00
Rents - Motor Vehicles	5029905003	722,156.25	0.00	722,156.25	722,156.25	0.00	0.00	0.00	722,156.25	0.00	0.00	0.00	0.00	0.00	0.00	0.00	0.00	0.00	0.00	0.00	722,156.25	0.00	0.00	0.00	0.00
Rents - Equipment	5029905004	185,000.00	0.00	185,000.00	185,000.00	0.00	0.00	0.00	185,000.00	0.00	0.00	0.00	0.00	0.00	0.00	0.00	0.00	0.00	0.00	0.00	185,000.00	0.00	0.00	0.00	0.00
Subscription Expenses	5029907000	4,064,661.89	0.00	4,064,661.89	4,064,661.89	0.00	0.00	0.00	4,064,661.89	0.00	0.00	0.00	0.00	0.00	0.00	0.00	0.00	0.00	0.00	0.00	4,064,661.89	0.00	0.00	0.00	0.00
ICT Software Subscription	5029907001	2,050.00	0.00	2,050.00	2,050.00	0.00	0.00	0.00	2,050.00	0.00	0.00	0.00	0.00	0.00	0.00	0.00	0.00	0.00	0.00	0.00	2,050.00	0.00	0.00	0.00	0.00
Other Subscription Expenses	5029907009	4,062,611.89	0.00	4,062,611.89	4,062,611.89	0.00	0.00	0.00	4,062,611.89	0.00	0.00	0.00	0.00	0.00	0.00	0.00	0.00	0.00	0.00	0.00	4,062,611.89	0.00	0.00	0.00	0.00
Capital Outlays	5060400000	63,343,282.34	0.00	63,343,282.34	63,343,282.34	0.00	0.00	0.00	63,343,282.34	22,015,930.00	0.00	0.00	0.00	22,015,930.00	0.00	0.00	0.00	0.00	0.00	0.00	41,327,352.34	0.00	0.00	22,015,930.00	0.00
Property, Plant and Equipment Outlay	5060400000	63,343,282.34	0.00	63,343,282.34	63,343,282.34	0.00	0.00	0.00	63,343,282.34	22,015,930.00	0.00	0.00	0.00	22,015,930.00	0.00	0.00	0.00	0.00	0.00	0.00	41,327,352.34	0.00	0.00	22,015,930.00	0.00
Machinery and Equipment Outlay	5060405000	60,398,282.34	0.00	60,398,282.34	60,398,282.34	0.00	0.00	0.00	60,398,282.34	22,015,930.00	0.00	0.00	0.00	22,015,930.00	0.00	0.00	0.00	0.00	0.00	0.00	38,382,352.34	0.00	0.00	22,015,930.00	0.00
Information and Communication Technology	5060405003	35,124,105.00	0.00	35,124,105.00	35,124,105.00	0.00	0.00	0.00	35,124,105.00	12,015,930.00	0.00	0.00	0.00	12,015,930.00	0.00	0.00	0.00	0.00	0.00	0.00	23,108,175.00	0.00	0.00	12,015,930.00	0.00
Technical and Scientific Equipment	5060405014	2,509,709.00	0.00	2,509,709.00	2,509,709.00	0.00	0.00	0.00	2,509,709.00	0.00	0.00	0.00	0.00	0.00	0.00	0.00	0.00	0.00	0.00	0.00	2,509,709.00	0.00	0.00	0.00	0.00
ICT Software	5060405015	22,764,468.34	0.00	22,764,468.34	22,764,468.34	0.00	0.00	0.00	22,764,468.34	10,000,000.00	0.00	0.00	0.00	10,000,000.00	0.00	0.00	0.00	0.00	0.00	0.00	12,764,468.34	0.00	0.00	10,000,000.00	0.00
Transportation Equipment Outlay	5060408000	2,945,000.00	0.00	2,945,000.00	2,945,000.00	0.00	0.00	0.00	2,945,000.00	0.00	0.00	0.00	0.00	0.00	0.00	0.00	0.00	0.00	0.00	0.00	2,945,000.00	0.00	0.00	0.00	0.00
Motor Vehicles	5060408001	2,945,000.00	0.00	2,945,000.00	2,945,000.00	0.00	0.00	0.00	2,945,000.00	0.00	0.00	0.00	0.00	0.00	0.00	0.00	0.00	0.00	0.00	0.00	2,945,000.00	0.00	0.00	0.00	0.00
GRAND TOTAL		142,614,655.66	0.00	142,614,655.66	142,614,655.66	0.00	0.00	0.00	142,614,655.66	29,303,053.61	1,769,553.07	0.00	0.00	31,072,606.68	3,565,788.83	1,817,247.95	0.00	0.00	5,383,036.78	0.00	111,542,048.88	0.00	0.00	25,689,569.80	0.00

Certified Correct:


 ELISA B. MORALES
 Chief, Budget Division
 Date: 


Certified Correct:


 MYRNA G. BENARANDA
 OIC, Accounting Division
 Date: _____

Recommending Approval:


 ARACELI A. S. SOLUTA
 Director, Financial Services
 Date: _____

Approved By:


 PAUL B. AGUIOS, CSO I
 Undersecretary
 Date: _____