

SUMMARY OF APPROPRIATIONS, ALLOTMENTS, OBLIGATIONS, DISBURSEMENTS AND BALANCES SUBJECT OF EXPENDITURES

As at the Quarter Ending March 31, 2020

Department: Department of Energy (DOE)
 Agency/Entity: Office of the Secretary
 Operating Unit: < not applicable >
 Organization Code: 09 001 0000000
 Fund Cluster: 01 Regular Agency Fund

	Current Year Appropriations
	Supplemental
X	Continuing Appropriations

(e.g. UACS Fund Cluster: 01-Regular Agency Fund, 02-Foreign Assisted Projects Fund, 03-Special Account-Locally Funded/Domestic Grants Fund, and 04-Special Account-Foreign Assisted/Foreign Grants Fund)

Particulars	UACS CODE	Appropriations			Allotments			Obligations					Disbursements					Balances					
		Authorized Appropriations	Adjustments (Transfer To/From, Modifications, Augmentations)	Adjusted Appropriations	Allotments Received	Adjustments (Reductions, Modifications, Augmentations)	Transfer To	Transfer From	Adjusted Allotments	1st Quarter Ending March 31	2nd Quarter Ending June 30	3rd Quarter Ending Sept. 30	4th Quarter Ending Dec. 31	TOTAL	1st Quarter Ending March 31	2nd Quarter Ending June 30	3rd Quarter Ending Sept. 30	4th Quarter Ending Dec. 31	TOTAL	Unreleased Appropriations	Unobligated Allotments	Unpaid Obligations (16-20)-(23+24)	
		3	4	5=(3+4)	6	7	8	9	10=[(1+17)-(8+9)]	11	12	13	14	15=(11+12+13+14)	16	17	18	19	20=(16+17+18+19)	21=(5-10)	22=(10-15)	23	24
SUMMARY		142,614,855.86	0.00	142,614,855.86	142,614,855.86	0.00	0.00	0.00	142,614,855.86	28,303,053.61	0.00	0.00	0.00	28,303,053.61	3,565,788.63	0.00	0.00	0.00	3,565,788.63	0.00	113,311,802.05	0.00	25,737,264.78
CONTINUING APPROPRIATIONS		142,614,855.86	0.00	142,614,855.86	142,614,855.86	0.00	0.00	0.00	142,614,855.86	28,303,053.61	0.00	0.00	0.00	28,303,053.61	3,565,788.63	0.00	0.00	0.00	3,565,788.63	0.00	113,311,802.05	0.00	25,737,264.78
Agency Specific Budget		142,614,855.86	0.00	142,614,855.86	142,614,855.86	0.00	0.00	0.00	142,614,855.86	28,303,053.61	0.00	0.00	0.00	28,303,053.61	3,565,788.63	0.00	0.00	0.00	3,565,788.63	0.00	113,311,802.05	0.00	25,737,264.78
Maintenance and Other Operating Expenses		79,271,373.32	0.00	79,271,373.32	79,271,373.32	0.00	0.00	0.00	79,271,373.32	12,871,123.61	0.00	0.00	0.00	12,871,123.61	3,565,788.63	0.00	0.00	0.00	3,565,788.63	0.00	71,984,246.71	0.00	3,721,334.78
Traveling Expenses		8,732,770.13	0.00	8,732,770.13	8,732,770.13	0.00	0.00	0.00	8,732,770.13	26,128.00	0.00	0.00	0.00	26,128.00	10,800.00	0.00	0.00	0.00	10,800.00	0.00	8,706,642.13	0.00	15,328.00
Traveling Expenses - Local	502010100	8,250,874.77	0.00	8,250,874.77	8,250,874.77	0.00	0.00	0.00	8,250,874.77	26,128.00	0.00	0.00	0.00	26,128.00	10,800.00	0.00	0.00	0.00	10,800.00	0.00	8,224,746.77	0.00	16,328.00
Traveling Expenses - Foreign	502010200	481,895.36	0.00	481,895.36	481,895.36	0.00	0.00	0.00	481,895.36	0.00	0.00	0.00	0.00	0.00	0.00	0.00	0.00	0.00	0.00	0.00	481,895.36	0.00	0.00
Training and Scholarship Expenses		5,101,810.00	0.00	5,101,810.00	5,101,810.00	0.00	0.00	0.00	5,101,810.00	0.00	0.00	0.00	0.00	0.00	0.00	0.00	0.00	0.00	0.00	0.00	5,101,810.00	0.00	0.00
Training Expenses		5,088,780.00	0.00	5,088,780.00	5,088,780.00	0.00	0.00	0.00	5,088,780.00	0.00	0.00	0.00	0.00	0.00	0.00	0.00	0.00	0.00	0.00	0.00	5,088,780.00	0.00	0.00
ICT Training Expenses	5020201001	411,030.00	0.00	411,030.00	411,030.00	0.00	0.00	0.00	411,030.00	0.00	0.00	0.00	0.00	0.00	0.00	0.00	0.00	0.00	0.00	0.00	411,030.00	0.00	0.00
Training Expenses	5020201002	4,667,760.00	0.00	4,667,760.00	4,667,760.00	0.00	0.00	0.00	4,667,760.00	0.00	0.00	0.00	0.00	0.00	0.00	0.00	0.00	0.00	0.00	0.00	4,667,760.00	0.00	0.00
Scholarship Grants/Expenses	5020202000	3,050.00	0.00	3,050.00	3,050.00	0.00	0.00	0.00	3,050.00	0.00	0.00	0.00	0.00	0.00	0.00	0.00	0.00	0.00	0.00	0.00	3,050.00	0.00	0.00
Supplies and Materials Expenses		3,865,845.87	0.00	3,865,845.87	3,865,845.87	0.00	0.00	0.00	3,865,845.87	1,777,018.00	0.00	0.00	0.00	1,777,018.00	0.00	0.00	0.00	0.00	0.00	0.00	1,868,927.87	0.00	1,777,018.00
Office Supplies Expenses		2,877,858.41	0.00	2,877,858.41	2,877,858.41	0.00	0.00	0.00	2,877,858.41	1,774,018.00	0.00	0.00	0.00	1,774,018.00	0.00	0.00	0.00	0.00	0.00	0.00	805,838.41	0.00	1,774,018.00
ICT Office Supplies	5020301001	1,224,071.22	0.00	1,224,071.22	1,224,071.22	0.00	0.00	0.00	1,224,071.22	1,774,018.00	0.00	0.00	0.00	1,774,018.00	0.00	0.00	0.00	0.00	0.00	0.00	549,946.79	0.00	1,774,018.00
Office Supplies Expenses	5020301002	1,453,785.19	0.00	1,453,785.19	1,453,785.19	0.00	0.00	0.00	1,453,785.19	0.00	0.00	0.00	0.00	0.00	0.00	0.00	0.00	0.00	0.00	0.00	1,453,785.19	0.00	0.00
Accountable Form Expenses	5020302000	53,440.00	0.00	53,440.00	53,440.00	0.00	0.00	0.00	53,440.00	0.00	0.00	0.00	0.00	0.00	0.00	0.00	0.00	0.00	0.00	0.00	53,440.00	0.00	0.00
Drugs and Medicines Expenses	5020307000	217,920.00	0.00	217,920.00	217,920.00	0.00	0.00	0.00	217,920.00	0.00	0.00	0.00	0.00	0.00	0.00	0.00	0.00	0.00	0.00	0.00	217,920.00	0.00	0.00
Fuel, Oil and Lubricants Expenses	5020308000	218,257.82	0.00	218,257.82	218,257.82	0.00	0.00	0.00	218,257.82	3,000.00	0.00	0.00	0.00	3,000.00	0.00	0.00	0.00	0.00	0.00	0.00	215,257.82	0.00	3,000.00
Other Supplies and Materials Expenses	5020309000	488,471.44	0.00	488,471.44	488,471.44	0.00	0.00	0.00	488,471.44	0.00	0.00	0.00	0.00	0.00	0.00	0.00	0.00	0.00	0.00	0.00	488,471.44	0.00	0.00
Utility Expenses		415,814.47	0.00	415,814.47	415,814.47	0.00	0.00	0.00	415,814.47	454,849.04	0.00	0.00	0.00	454,849.04	0.00	0.00	0.00	0.00	0.00	0.00	454,849.04	0.00	0.00
Water Expenses	5020401000	238,148.82	0.00	238,148.82	238,148.82	0.00	0.00	0.00	238,148.82	0.00	0.00	0.00	0.00	0.00	0.00	0.00	0.00	0.00	0.00	0.00	238,148.82	0.00	0.00
Electricity Expenses	5020402000	177,667.65	0.00	177,667.65	177,667.65	0.00	0.00	0.00	177,667.65	454,849.04	0.00	0.00	0.00	454,849.04	0.00	0.00	0.00	0.00	0.00	0.00	454,849.04	0.00	277,281.19
Communication Expenses		848,805.74	0.00	848,805.74	848,805.74	0.00	0.00	0.00	848,805.74	228,803.40	0.00	0.00	0.00	228,803.40	178,803.82	0.00	0.00	0.00	178,803.82	0.00	620,802.34	0.00	55,199.78
Postage and Courier Services	5020501000	86,401.25	0.00	86,401.25	86,401.25	0.00	0.00	0.00	86,401.25	0.00	0.00	0.00	0.00	0.00	0.00	0.00	0.00	0.00	0.00	0.00	86,401.25	0.00	0.00
Telephone Expenses		863,730.28	0.00	863,730.28	863,730.28	0.00	0.00	0.00	863,730.28	184,203.40	0.00	0.00	0.00	184,203.40	179,803.82	0.00	0.00	0.00	179,803.82	0.00	499,528.88	0.00	10,599.78
Mobile	5020602001	200,854.75	0.00	200,854.75	200,854.75	0.00	0.00	0.00	200,854.75	184,203.40	0.00	0.00	0.00	184,203.40	179,803.82	0.00	0.00	0.00	179,803.82	0.00	18,451.25	0.00	10,599.78

This report was generated using the Unified Reporting System on null version FAR1a.1.1. Status: SUBMITTED

Department: Department of Energy (DOE)
 Agency/Entity: Office of the Secretary
 Operating Unit: < not applicable >
 Organization Code: 09 001 0000000
 Fund Cluster: 01 Regular Agency Fund
 (e.g. UACS Fund Cluster: 01-Regular Agency Fund, 02-Foreign Assisted Projects Fund, 03-Special Account-Locally Funded/Domestic Grants Fund, and 04-Special Account-Foreign Assisted/Foreign Grants Fund)

	Current Year Appropriations
	Supplemental
X	Continuing Appropriations

Particulars	UACS CODE	Appropriations			Allotments					Obligations				Disbursements					Balances							
		Authorized Appropriations	Adjustments (Transfer To/From, Modifications, Augmentations)	Adjusted Appropriations	Allotments Received	Adjustments (Reductions, Modifications, Augmentations)	Transfer To	Transfer From	Adjusted Allotments	1st Quarter Ending March 31	2nd Quarter Ending June 30	3rd Quarter Ending Sept. 30	4th Quarter Ending Dec. 31	TOTAL	1st Quarter Ending March 31	2nd Quarter Ending June 30	3rd Quarter Ending Sept. 30	4th Quarter Ending Dec. 31	TOTAL	Unreleased Appropriations	Unobligated Allotments	Unpaid Obligations (15-20)+(23+24)				
		3	4	5=(3+4)	6	7	8	9	10= [(1)+(7)-(8)+(9)]	11	12	13	14	15=(11+12+13+14)	16	17	18	19	20=(16+17+18+19)	21=(5-10)	22=(10-15)	23	24			
Landline	502050202	483,075.53	0.00	483,075.53	483,075.53	0.00	0.00	0.00	483,075.53	0.00	0.00	0.00	0.00	0.00	0.00	0.00	0.00	0.00	0.00	0.00	0.00	483,075.53	0.00	0.00	0.00	0.00
Internet Subscription Expenses	602050200	50,334.21	0.00	50,334.21	50,334.21	0.00	0.00	0.00	50,334.21	44,800.00	0.00	0.00	0.00	44,800.00	0.00	0.00	0.00	0.00	0.00	0.00	0.00	5,534.21	0.00	0.00	44,800.00	0.00
Cable, Satellite, Telegraph and Radio Expenses	502050400	28,140.00	0.00	28,140.00	28,140.00	0.00	0.00	0.00	28,140.00	0.00	0.00	0.00	0.00	0.00	0.00	0.00	0.00	0.00	0.00	0.00	0.00	28,140.00	0.00	0.00	0.00	0.00
Professional Services		18,183,802.03	0.00	18,183,802.03	18,183,802.03	0.00	0.00	0.00	18,183,802.03	188,000.00	0.00	0.00	0.00	188,000.00	0.00	0.00	0.00	0.00	0.00	0.00	0.00	16,033,802.03	0.00	0.00	188,000.00	0.00
Legal Services		577,463.82	0.00	577,463.82	577,463.82	0.00	0.00	0.00	577,463.82	150,000.00	0.00	0.00	0.00	150,000.00	0.00	0.00	0.00	0.00	0.00	0.00	0.00	427,463.82	0.00	0.00	150,000.00	0.00
Legal Services	502110100	577,463.82	0.00	577,463.82	577,463.82	0.00	0.00	0.00	577,463.82	150,000.00	0.00	0.00	0.00	150,000.00	0.00	0.00	0.00	0.00	0.00	0.00	0.00	427,463.82	0.00	0.00	150,000.00	0.00
Consultancy Services		2,859,478.80	0.00	2,859,478.80	2,859,478.80	0.00	0.00	0.00	2,859,478.80	0.00	0.00	0.00	0.00	0.00	0.00	0.00	0.00	0.00	0.00	0.00	0.00	2,859,478.80	0.00	0.00	0.00	0.00
ICT Consultancy Services	502110001	2,000,000.00	0.00	2,000,000.00	2,000,000.00	0.00	0.00	0.00	2,000,000.00	0.00	0.00	0.00	0.00	0.00	0.00	0.00	0.00	0.00	0.00	0.00	0.00	2,000,000.00	0.00	0.00	0.00	0.00
Consultancy Services	502110002	859,478.80	0.00	859,478.80	859,478.80	0.00	0.00	0.00	859,478.80	0.00	0.00	0.00	0.00	0.00	0.00	0.00	0.00	0.00	0.00	0.00	0.00	859,478.80	0.00	0.00	0.00	0.00
Other Professional Services	502118000	12,758,981.41	0.00	12,758,981.41	12,758,981.41	0.00	0.00	0.00	12,758,981.41	10,000.00	0.00	0.00	0.00	10,000.00	0.00	0.00	0.00	0.00	0.00	0.00	0.00	12,748,981.41	0.00	0.00	10,000.00	0.00
General Services		23,835,841.15	0.00	23,835,841.15	23,835,841.15	0.00	0.00	0.00	23,835,841.15	840,000.00	0.00	0.00	0.00	840,000.00	0.00	0.00	0.00	0.00	0.00	0.00	0.00	22,885,841.15	0.00	0.00	840,000.00	0.00
Janitorial Services	502120200	10,372.28	0.00	10,372.28	10,372.28	0.00	0.00	0.00	10,372.28	0.00	0.00	0.00	0.00	0.00	0.00	0.00	0.00	0.00	0.00	0.00	0.00	10,372.28	0.00	0.00	0.00	0.00
Security Services	502120300	1,872,740.87	0.00	1,872,740.87	1,872,740.87	0.00	0.00	0.00	1,872,740.87	0.00	0.00	0.00	0.00	0.00	0.00	0.00	0.00	0.00	0.00	0.00	0.00	1,872,740.87	0.00	0.00	0.00	0.00
Other General Services	502128008	21,782,727.80	0.00	21,782,727.80	21,782,727.80	0.00	0.00	0.00	21,782,727.80	840,000.00	0.00	0.00	0.00	840,000.00	0.00	0.00	0.00	0.00	0.00	0.00	0.00	20,812,727.80	0.00	0.00	840,000.00	0.00
Repairs and Maintenance		1,803,380.75	0.00	1,803,380.75	1,803,380.75	0.00	0.00	0.00	1,803,380.75	0.00	0.00	0.00	0.00	0.00	0.00	0.00	0.00	0.00	0.00	0.00	0.00	1,803,380.75	0.00	0.00	0.00	0.00
Repairs and Maintenance - Buildings and Other		883,503.45	0.00	883,503.45	883,503.45	0.00	0.00	0.00	883,503.45	0.00	0.00	0.00	0.00	0.00	0.00	0.00	0.00	0.00	0.00	0.00	0.00	883,503.45	0.00	0.00	0.00	0.00
Buildings	502130401	883,503.45	0.00	883,503.45	883,503.45	0.00	0.00	0.00	883,503.45	0.00	0.00	0.00	0.00	0.00	0.00	0.00	0.00	0.00	0.00	0.00	0.00	883,503.45	0.00	0.00	0.00	0.00
Repairs and Maintenance - Machinery and		588,084.81	0.00	588,084.81	588,084.81	0.00	0.00	0.00	588,084.81	0.00	0.00	0.00	0.00	0.00	0.00	0.00	0.00	0.00	0.00	0.00	0.00	588,084.81	0.00	0.00	0.00	0.00
Office Equipment	502130502	138,285.30	0.00	138,285.30	138,285.30	0.00	0.00	0.00	138,285.30	0.00	0.00	0.00	0.00	0.00	0.00	0.00	0.00	0.00	0.00	0.00	0.00	138,285.30	0.00	0.00	0.00	0.00
Information and Communication Technology	502130503	288,868.87	0.00	288,868.87	288,868.87	0.00	0.00	0.00	288,868.87	0.00	0.00	0.00	0.00	0.00	0.00	0.00	0.00	0.00	0.00	0.00	0.00	288,868.87	0.00	0.00	0.00	0.00
Other Machinery and Equipment	502130508	188,122.84	0.00	188,122.84	188,122.84	0.00	0.00	0.00	188,122.84	0.00	0.00	0.00	0.00	0.00	0.00	0.00	0.00	0.00	0.00	0.00	0.00	188,122.84	0.00	0.00	0.00	0.00
Repairs and Maintenance - Transportation		121,802.89	0.00	121,802.89	121,802.89	0.00	0.00	0.00	121,802.89	0.00	0.00	0.00	0.00	0.00	0.00	0.00	0.00	0.00	0.00	0.00	0.00	121,802.89	0.00	0.00	0.00	0.00
Motor Vehicles	502130601	121,802.89	0.00	121,802.89	121,802.89	0.00	0.00	0.00	121,802.89	0.00	0.00	0.00	0.00	0.00	0.00	0.00	0.00	0.00	0.00	0.00	0.00	121,802.89	0.00	0.00	0.00	0.00
Repairs and Maintenance - Furniture and Fixtures		102,000.00	0.00	102,000.00	102,000.00	0.00	0.00	0.00	102,000.00	0.00	0.00	0.00	0.00	0.00	0.00	0.00	0.00	0.00	0.00	0.00	0.00	102,000.00	0.00	0.00	0.00	0.00
Repairs and Maintenance - Furniture and	502130700	102,000.00	0.00	102,000.00	102,000.00	0.00	0.00	0.00	102,000.00	0.00	0.00	0.00	0.00	0.00	0.00	0.00	0.00	0.00	0.00	0.00	0.00	102,000.00	0.00	0.00	0.00	0.00
Taxes, Insurance Premiums and Other Fees		3,224,988.89	0.00	3,224,988.89	3,224,988.89	0.00	0.00	0.00	3,224,988.89	2,814,237.28	0.00	0.00	0.00	2,814,237.28	0.00	0.00	0.00	0.00	2,814,237.28	0.00	0.00	310,432.41	0.00	0.00	0.00	0.00
Taxes, Duties and Licenses	502150101	72,870.23	0.00	72,870.23	72,870.23	0.00	0.00	0.00	72,870.23	0.00	0.00	0.00	0.00	0.00	0.00	0.00	0.00	0.00	0.00	0.00	0.00	72,870.23	0.00	0.00	0.00	0.00
Fidelity Bond Premiums	502150200	178,500.00	0.00	178,500.00	178,500.00	0.00	0.00	0.00	178,500.00	0.00	0.00	0.00	0.00	0.00	0.00	0.00	0.00	0.00	0.00	0.00	0.00	178,500.00	0.00	0.00	0.00	0.00
Insurance Expenses	502150300	2,975,599.48	0.00	2,975,599.48	2,975,599.48	0.00	0.00	0.00	2,975,599.48	2,814,237.28	0.00	0.00	0.00	2,814,237.28	0.00	0.00	0.00	0.00	2,814,237.28	0.00	0.00	81,362.18	0.00	0.00	0.00	0.00
Other Maintenance and Operating Expenses		15,847,823.89	0.00	15,847,823.89	15,847,823.89	0.00	0.00	0.00	15,847,823.89	785,987.88	0.00	0.00	0.00	785,987.88	0.00	0.00	0.00	0.00	785,987.88	0.00	0.00	14,891,835.80	0.00	0.00	773,789.00	0.00
Advertising Expenses	502260100	571,308.80	0.00	571,308.80	571,308.80	0.00	0.00	0.00	571,308.80	0.00	0.00	0.00	0.00	0.00	0.00	0.00	0.00	0.00	0.00	0.00	0.00	571,308.80	0.00	0.00	0.00	0.00

This report was generated using the Unified Reporting System on null version FAR1a.11. Status: SUBMITTED


Department: Department of Energy (DOE)
 Agency/Entity: Office of the Secretary
 Operating Unit: < not applicable >
 Organization Code: 09 001 0000000
 Fund Cluster: 01 Regular Agency Fund

	Current Year Appropriations
	Supplemental
X	Continuing Appropriations


(e.g. UACS Fund Cluster: 01-Regular Agency Fund, 02-Foreign Assisted Projects Fund, 03-Special Account-Locally Funded/Domestic Grants Fund, and 04-Special Account-Foreign Assisted/Foreign Grants Fund)

Particulars	UACS CODE	Appropriations			Allotments					Obligations				Disbursements				Balances							
		Authorized Appropriations	Adjustments (Transfer To/From, Modifications/ Augmentations)	Adjusted Appropriations	Allotments Received	Adjustments (Reductions, Modifications/ Augmentations)	Transfer To	Transfer From	Adjusted Allotments	1st Quarter Ending March 31	2nd Quarter Ending June 30	3rd Quarter Ending Sept. 30	4th Quarter Ending Dec. 31	TOTAL	1st Quarter Ending March 31	2nd Quarter Ending June 30	3rd Quarter Ending Sept. 30	4th Quarter Ending Dec. 31	TOTAL	Unreleased Appropriations	Unobligated Allotments	Unpaid Obligations (18-20)*(23+24)			
1	2	3	4	5=(3+4)	6	7	8	9	10=((8+(-7))-+9)	11	12	13	14	15=(11+12+13+14)	16	17	18	19	20=(16+17+18+19)	21=(5-10)	22=(10-15)	23	24		
Printing and Publication Expenses	5029902000	887,280.00	0.00	887,280.00	887,280.00	0.00	0.00	0.00	887,280.00	0.00	0.00	0.00	0.00	0.00	0.00	0.00	0.00	0.00	0.00	0.00	0.00	0.00	0.00	0.00	
Representation Expenses	5029903000	8,858,582.19	0.00	8,858,582.19	8,858,582.19	0.00	0.00	0.00	8,858,582.19	785,887.88	0.00	0.00	0.00	785,887.88	12,188.88	0.00	0.00	0.00	12,188.88	0.00	0.00	8,070,694.30	0.00	773,788.00	
Transportation and Delivery Expenses	5029904000	331,000.00	0.00	331,000.00	331,000.00	0.00	0.00	0.00	331,000.00	0.00	0.00	0.00	0.00	0.00	0.00	0.00	0.00	0.00	0.00	0.00	0.00	331,000.00	0.00	0.00	
Rent/Lease Expenses		928,790.81	0.00	928,790.81	928,790.81	0.00	0.00	0.00	928,790.81	0.00	0.00	0.00	0.00	0.00	0.00	0.00	0.00	0.00	0.00	0.00	0.00	0.00	928,790.81	0.00	0.00
Rents - Building and Structures	5029906001	19,834.58	0.00	19,834.58	19,834.58	0.00	0.00	0.00	19,834.58	0.00	0.00	0.00	0.00	0.00	0.00	0.00	0.00	0.00	0.00	0.00	0.00	0.00	19,834.58	0.00	0.00
Rents - Motor Vehicles	5029906003	722,156.25	0.00	722,156.25	722,156.25	0.00	0.00	0.00	722,156.25	0.00	0.00	0.00	0.00	0.00	0.00	0.00	0.00	0.00	0.00	0.00	0.00	0.00	722,156.25	0.00	0.00
Rents - Equipment	5029906004	185,000.00	0.00	185,000.00	185,000.00	0.00	0.00	0.00	185,000.00	0.00	0.00	0.00	0.00	0.00	0.00	0.00	0.00	0.00	0.00	0.00	0.00	0.00	185,000.00	0.00	0.00
Subscription Expenses		4,084,881.89	0.00	4,084,881.89	4,084,881.89	0.00	0.00	0.00	4,084,881.89	0.00	0.00	0.00	0.00	0.00	0.00	0.00	0.00	0.00	0.00	0.00	0.00	0.00	4,084,881.89	0.00	0.00
ICT Software Subscription	5029907001	2,050.00	0.00	2,050.00	2,050.00	0.00	0.00	0.00	2,050.00	0.00	0.00	0.00	0.00	0.00	0.00	0.00	0.00	0.00	0.00	0.00	0.00	0.00	2,050.00	0.00	0.00
Other Subscription Expenses	5029907098	4,082,811.89	0.00	4,082,811.89	4,082,811.89	0.00	0.00	0.00	4,082,811.89	0.00	0.00	0.00	0.00	0.00	0.00	0.00	0.00	0.00	0.00	0.00	0.00	0.00	4,082,811.89	0.00	0.00
Capital Outlay		83,343,282.34	0.00	83,343,282.34	83,343,282.34	0.00	0.00	0.00	83,343,282.34	22,015,930.00	0.00	0.00	0.00	22,015,930.00	0.00	0.00	0.00	0.00	22,015,930.00	0.00	0.00	0.00	41,327,352.34	0.00	22,015,930.00
Property, Plant and Equipment Outlay		83,343,282.34	0.00	83,343,282.34	83,343,282.34	0.00	0.00	0.00	83,343,282.34	22,015,930.00	0.00	0.00	0.00	22,015,930.00	0.00	0.00	0.00	0.00	22,015,930.00	0.00	0.00	0.00	41,327,352.34	0.00	22,015,930.00
Machinery and Equipment Outlay		80,388,282.34	0.00	80,388,282.34	80,388,282.34	0.00	0.00	0.00	80,388,282.34	22,015,930.00	0.00	0.00	0.00	22,015,930.00	0.00	0.00	0.00	0.00	22,015,930.00	0.00	0.00	0.00	38,382,352.34	0.00	22,015,930.00
Information and Communication Technology	509040003	35,124,105.00	0.00	35,124,105.00	35,124,105.00	0.00	0.00	0.00	35,124,105.00	12,015,930.00	0.00	0.00	0.00	12,015,930.00	0.00	0.00	0.00	0.00	12,015,930.00	0.00	0.00	0.00	23,108,175.00	0.00	12,015,930.00
Technical and Scientific Equipment	509040014	2,508,709.00	0.00	2,508,709.00	2,508,709.00	0.00	0.00	0.00	2,508,709.00	0.00	0.00	0.00	0.00	0.00	0.00	0.00	0.00	0.00	0.00	0.00	0.00	0.00	2,508,709.00	0.00	0.00
ICT Software	509040015	22,784,488.34	0.00	22,784,488.34	22,784,488.34	0.00	0.00	0.00	22,784,488.34	10,000,000.00	0.00	0.00	0.00	10,000,000.00	0.00	0.00	0.00	0.00	10,000,000.00	0.00	0.00	0.00	12,784,488.34	0.00	10,000,000.00
Transportation Equipment Outlay		2,845,000.00	0.00	2,845,000.00	2,845,000.00	0.00	0.00	0.00	2,845,000.00	0.00	0.00	0.00	0.00	0.00	0.00	0.00	0.00	0.00	0.00	0.00	0.00	0.00	2,845,000.00	0.00	0.00
Motor Vehicles	509040001	2,845,000.00	0.00	2,845,000.00	2,845,000.00	0.00	0.00	0.00	2,845,000.00	0.00	0.00	0.00	0.00	0.00	0.00	0.00	0.00	0.00	0.00	0.00	0.00	0.00	2,845,000.00	0.00	0.00
GRAND TOTAL		142,814,855.86	0.00	142,814,855.86	142,814,855.86	0.00	0.00	0.00	142,814,855.86	29,303,053.81	0.00	0.00	0.00	29,303,053.81	3,585,788.83	0.00	0.00	0.00	3,585,788.83	0.00	0.00	113,211,602.05	0.00	25,737,264.78	

Certified Correct:


 ELISA B. MORALES
 Chief, Budget Division
 Date: 4


Certified Correct:


 MYRNA G. PENARANDA
 OIC, Accounting Division
 Date:

Recommending Approval:


 ARACELI A. S. SOLUTA
 Director, Financial Services
 Date:

Approved By:


 RAUL QUINTANILLA
 Undersecretary
 Date: