

STATEMENT OF APPROPRIATIONS, ALLOTMENTS, OBLIGATIONS, DISBURSEMENTS AND BALANCES
As at the Quarter Ending December 31, 2019

Department: Department of Energy (DOE)
Agency/Entity: Office of the Secretary
Operating Unit: < not applicable >
Organization Code: 09 001 0000000
Fund Cluster: 01 Regular Agency Fund
(e.g. UACS Fund Cluster: 01-Regular Agency Fund, 02-Foreign Assisted Projects Fund, 03-Special Account-Locally Funded/Domestic Grants Fund, and 04-Special Account-Foreign Assisted/Foreign Grants Fund)

	Current Year Appropriations
	Supplemental Appropriations
X	Continuing Appropriations

Particulars	UACS CODE	Appropriations					Allotments			Obligations					Disbursements					Balances			
		Authorized Appropriations	Adjustments (Transfer To/From, Modifications/Augmentations)	Adjusted Appropriations	Allotments Received	Adjustments (Reductions, Modifications/Augmentations)	Transfer To	Transfer From	Adjusted Allotments	1st Quarter Ending March 31	2nd Quarter Ending June 30	3rd Quarter Ending Sept. 30	4th Quarter Ending Dec. 31	TOTAL	1st Quarter Ending March 31	2nd Quarter Ending June 30	3rd Quarter Ending Sept. 30	4th Quarter Ending Dec. 31	TOTAL	Unreleased Appropriations	Unobligated Allotments	Unpaid Obligations (15-20)=(23+24)	
		3	4	5=(3+4)	6	7	8	9	10=[(6+)-(7)-8+9]	11	12	13	14	15=(11+12+13+14)	16	17	18	19	20=(16+17+18+19)	21=(5-10)	22=(10-15)	23	24
JMRY		176,503,967.13	0.00	176,503,967.13	176,503,967.13	0.00	0.00	0.00	176,503,967.13	34,194,082.83	1,068,846.06	10,208,655.41	62,302,412.66	107,773,996.96	524,193.17	2,928,996.05	5,208,512.83	61,342,860.84	70,004,564.89	0.00	68,729,970.17	37,769,432.07	0.00
CONTINUING APPROPRIATIONS		176,503,967.13	0.00	176,503,967.13	176,503,967.13	0.00	0.00	0.00	176,503,967.13	34,194,082.83	1,068,846.06	10,208,655.41	62,302,412.66	107,773,996.96	524,193.17	2,928,996.05	5,208,512.83	61,342,860.84	70,004,564.89	0.00	68,729,970.17	37,769,432.07	0.00
Maintenance and Other Operating Expenses		119,863,292.09	0.00	119,863,292.09	119,863,292.09	0.00	0.00	0.00	119,863,292.09	8,066,053.23	1,068,846.06	513,552.92	55,522,117.66	65,170,569.87	524,193.17	2,928,996.05	3,791,512.83	54,780,524.75	62,025,228.80	0.00	54,692,722.22	3,145,341.07	0.00
Traveling Expenses		12,813,887.29	29,074,324.66	41,888,311.95	12,813,987.29	29,074,324.66	0.00	0.00	41,888,311.95	66,355.00	96,586.50	(51,277.00)	40,229,070.00	40,330,734.50	51,342.50	61,049.00	(10,777.00)	39,325,955.00	39,427,569.50	0.00	1,557,577.45	903,165.00	0.00
Traveling Expenses - Local	5020101000	6,681,938.82	33,711,882.68	40,393,821.50	6,681,938.82	33,711,882.68	0.00	0.00	40,393,821.50	66,355.00	96,586.50	(51,277.00)	40,229,070.00	40,330,734.50	51,342.50	61,049.00	(10,777.00)	39,325,955.00	39,427,569.50	0.00	63,087.00	903,165.00	0.00
Traveling Expenses - Foreign	5020102000	6,132,048.47	(4,637,558.02)	1,494,490.45	6,132,048.47	(4,637,558.02)	0.00	0.00	1,494,490.45	0.00	0.00	0.00	0.00	0.00	0.00	0.00	0.00	0.00	0.00	0.00	1,494,450.45	0.00	0.00
Training and Scholarship Expenses		6,852,077.17	(1,981,266.17)	4,870,811.00	6,852,077.17	(1,981,266.17)	0.00	0.00	4,870,811.00	0.00	0.00	0.00	0.00	0.00	0.00	0.00	0.00	0.00	0.00	0.00	4,870,811.00	0.00	0.00
Travel Training Expenses	5020201001	4,038,279.64	(130,000.00)	3,908,279.64	4,038,279.64	(130,000.00)	0.00	0.00	3,908,279.64	0.00	0.00	0.00	0.00	0.00	0.00	0.00	0.00	0.00	0.00	0.00	3,908,279.64	0.00	0.00
Training Expenses	5020201002	2,813,797.53	(1,851,266.17)	962,531.36	2,813,797.53	(1,851,266.17)	0.00	0.00	962,531.36	0.00	0.00	0.00	0.00	0.00	0.00	0.00	0.00	0.00	0.00	0.00	962,531.36	0.00	0.00
Supplies and Materials Expenses		4,561,516.43	(1,586,266.61)	2,975,249.82	4,561,516.43	(1,586,266.61)	0.00	0.00	2,975,249.82	1,206,700.00	0.00	222,000.00	1,252,860.91	2,681,560.91	0.00	0.00	1,387,450.00	1,252,860.91	2,640,310.91	0.00	253,688.91	41,250.00	0.00
Office Supplies	5020301001	2,211,817.96	(650,260.59)	1,561,557.37	2,211,817.96	(650,260.59)	0.00	0.00	1,561,557.37	1,165,450.00	0.00	0.00	227,331.21	1,392,781.21	0.00	0.00	1,165,450.00	227,331.21	1,392,781.21	0.00	168,776.16	0.00	0.00
Office Supplies Expenses	5020301002	762,404.70	(500,670.00)	261,734.70	762,404.70	(500,670.00)	0.00	0.00	261,734.70	0.00	0.00	0.00	261,734.70	261,734.70	0.00	0.00	0.00	261,734.70	261,734.70	0.00	0.00	0.00	0.00
Accountable Forms Expenses	5020302000	200,000.00	(200,000.00)	0.00	200,000.00	(200,000.00)	0.00	0.00	0.00	0.00	0.00	0.00	0.00	0.00	0.00	0.00	0.00	0.00	0.00	0.00	0.00	0.00	0.00
Medical, Dental and Laboratory Supplies	5020308000	303,034.82	0.00	303,034.82	303,034.82	0.00	0.00	0.00	303,034.82	0.00	0.00	0.00	0.00	303,034.82	303,034.82	0.00	0.00	303,034.82	303,034.82	0.00	0.00	0.00	0.00
Fuel, Oil and Lubricants Expenses	5020309000	70,072.64	(46,072.64)	24,000.00	70,072.64	(46,072.64)	0.00	0.00	24,000.00	0.00	0.00	0.00	0.00	0.00	0.00	0.00	0.00	0.00	0.00	0.00	24,000.00	0.00	0.00
Other Supplies and Materials Expenses	5020396000	1,014,186.31	(189,263.38)	824,922.93	1,014,186.31	(189,263.38)	0.00	0.00	824,922.93	41,250.00	0.00	222,000.00	460,760.18	724,010.18	0.00	0.00	222,000.00	460,760.18	682,760.18	0.00	100,912.75	41,250.00	0.00
Utility Expenses		1,037,076.86	0.00	1,037,076.86	1,037,076.86	0.00	0.00	0.00	1,037,076.86	5,370.09	0.00	0.00	1,007,771.92	1,013,142.01	5,370.09	0.00	0.00	1,007,771.92	1,013,142.01	0.00	23,934.85	0.00	0.00
Motor Expenses	5020401000	588,528.63	0.00	588,528.63	588,528.63	0.00	0.00	0.00	588,528.63	891.30	0.00	0.00	564,579.78	565,471.08	891.30	0.00	0.00	564,579.78	565,471.08	0.00	23,057.55	0.00	0.00
Electricity Expenses	5020402000	448,548.23	0.00	448,548.23	448,548.23	0.00	0.00	0.00	448,548.23	4,479.79	0.00	0.00	443,192.14	447,670.93	4,479.79	0.00	0.00	443,192.14	447,670.93	0.00	877.30	0.00	0.00
Communication Expenses		1,623,356.12	(536,992.96)	1,086,363.16	1,623,356.12	(536,992.96)	0.00	0.00	1,086,363.16	59,648.77	678,495.60	269,206.40	0.00	1,007,350.77	25,238.43	21,800.00	274,805.52	176,937.60	496,781.55	0.00	79,012.39	508,569.22	0.00
Postage and Courier Services	5020501000	164,691.45	(158,725.00)	5,966.45	164,691.45	(158,725.00)	0.00	0.00	5,966.45	0.00	0.00	0.00	0.00	0.00	0.00	0.00	0.00	0.00	0.00	0.00	5,966.45	0.00	0.00
Telephone	5020502001	253,487.87	(179,160.22)	74,327.65	253,487.87	(179,160.22)	0.00	0.00	74,327.65	59,649.77	0.00	800.00	0.00	60,448.77	25,238.43	21,800.00	9,399.12	0.00	56,437.55	0.00	13,878.88	4,011.22	0.00
Telephone	5020502002	140,811.75	(81,644.69)	59,167.06	140,811.75	(81,644.69)	0.00	0.00	59,167.06	0.00	0.00	0.00	0.00	0.00	0.00	0.00	0.00	0.00	0.00	0.00	59,167.06	0.00	0.00
Internet Subscription Expenses	5020503000	1,005,554.87	(58,652.87)	946,902.00	1,005,554.87	(58,652.87)	0.00	0.00	946,902.00	0.00	678,495.60	268,406.40	0.00	946,902.00	0.00	0.00	265,406.40	176,937.60	442,344.00	0.00	0.00	504,556.00	0.00
Mobile, Satellite, Telegraph and Radio	5020504000	58,810.18	(58,810.18)	0.00	58,810.18	(58,810.18)	0.00	0.00	0.00	0.00	0.00	0.00	0.00	0.00	0.00	0.00	0.00	0.00	0.00	0.00	0.00	0.00	0.00
Confidential, Intelligence and Extraordinary		16,800.00	0.00	16,800.00	16,800.00	0.00	0.00	0.00	16,800.00	0.00	0.00	0.00	0.00	0.00	0.00	0.00	0.00	0.00	0.00	0.00	0.00	0.00	0.00
Extraordinary and Miscellaneous Expenses	5021003000	16,800.00	0.00	16,800.00	16,800.00	0.00	0.00	0.00	16,800.00	0.00	0.00	0.00	0.00	0.00	0.00	0.00	0.00	0.00	0.00	0.00	16,800.00	0.00	0.00

This report was generated using the Unified Reporting System on null version.FAR1a.1.1 ; Status : SUBMITTED

[Handwritten signature]

Department: Department of Energy (DOE)
 Agency/Entity: Office of the Secretary
 Operating Unit: < not applicable >
 Organization Code: 09 001 000000
 Fund Cluster: 01 Regular Agency Fund
 (e.g. UACS Fund Cluster: 01-Regular Agency Fund, 02-Foreign Assisted Projects Fund, 03-Special Account-Locally Funded/Domestic Grants Fund, and 04-Special Account-Foreign Assisted/Foreign Grants Fund)

	Current Year Appropriations
	Supplemental Appropriations
X	Continuing Appropriations

Particulars	UACS CODE	Appropriations			Allotments			Obligations					Disbursements					Balances					
		Authorized Appropriations	Adjustments (Transfer To/From, Modifications/Augmentations)	Adjusted Appropriations	Allotments Received	Adjustments (Reductions, Modifications/Augmentations)	Transfer To	Transfer From	Adjusted Allotments	1st Quarter Ending March 31	2nd Quarter Ending June 30	3rd Quarter Ending Sept. 30	4th Quarter Ending Dec. 31	TOTAL	1st Quarter Ending March 31	2nd Quarter Ending June 30	3rd Quarter Ending Sept. 30	4th Quarter Ending Dec. 31	TOTAL	Unreleased Appropriations	Unobligated Allotments	Unpaid Obligations (15-20)=(23+24)	
		3	4	5=(3+4)	6	7	8	9	10=[(6+(-)7)-8+9]	11	12	13	14	15=(11+12+13+14)	16	17	18	19	20=(16+17+18+19)	21=(5-10)	22=(10-15)	23	24
Professional Services		4,699,950.14	(632,373.98)	4,067,576.16	4,699,950.14	(632,373.98)	0.00	0.00	4,067,576.16	570,000.00	0.00	51,277.00	1,445,854.36	2,067,131.36	180,000.00	390,000.00	51,277.00	1,445,854.36	2,067,131.36	0.00	2,000,444.80	0.00	0.00
Legal Services	5021101000	311,000.00	(109,723.00)	201,277.00	311,000.00	(109,723.00)	0.00	0.00	201,277.00	150,000.00	0.00	51,277.00	0.00	201,277.00	0.00	150,000.00	51,277.00	0.00	201,277.00	0.00	0.00	0.00	0.00
IT Consultancy Services	5021103001	2,000,000.00	0.00	2,000,000.00	2,000,000.00	0.00	0.00	2,000,000.00	0.00	0.00	0.00	0.00	0.00	0.00	0.00	0.00	0.00	0.00	0.00	2,000,000.00	0.00	0.00	0.00
Consultancy Services	5021103002	295,745.81	(55,745.81)	240,000.00	295,745.81	(55,745.81)	0.00	0.00	240,000.00	240,000.00	0.00	0.00	0.00	240,000.00	0.00	240,000.00	0.00	0.00	240,000.00	0.00	0.00	0.00	0.00
Other Professional Services	5021189000	2,093,204.33	(466,905.17)	1,626,299.16	2,093,204.33	(466,905.17)	0.00	0.00	1,626,299.16	160,000.00	0.00	0.00	1,445,854.36	1,625,854.36	180,000.00	0.00	0.00	1,445,854.36	1,625,854.36	0.00	444.80	0.00	0.00
General Services		51,526,366.21	(4,343,241.23)	47,183,124.98	51,526,366.21	(4,343,241.23)	0.00	0.00	47,183,124.98	0.00	4,651.96	0.00	2,088,639.39	2,093,291.35	0.00	0.00	0.00	2,088,639.39	2,088,639.39	0.00	45,089,833.63	4,651.96	0.00
Informational Services	5021202000	1,193,416.64	(1,077,563.48)	115,853.16	1,193,416.64	(1,077,563.48)	0.00	0.00	115,853.16	0.00	0.00	0.00	70,446.07	70,446.07	0.00	0.00	0.00	70,446.07	70,446.07	0.00	45,407.09	0.00	0.00
Security Services	5021203000	1,046,089.59	(1,038,054.15)	8,035.44	1,046,089.59	(1,038,054.15)	0.00	0.00	8,035.44	0.00	0.00	0.00	0.00	0.00	0.00	0.00	0.00	0.00	0.00	0.00	8,035.44	0.00	0.00
Other General Services	5021299000	49,296,859.98	(2,227,623.60)	47,069,236.38	49,296,859.98	(2,227,623.60)	0.00	0.00	47,069,236.38	0.00	4,651.96	0.00	2,018,193.32	2,022,845.38	0.00	0.00	0.00	2,018,193.32	2,018,193.32	0.00	45,036,391.10	4,651.96	0.00
Repairs and Maintenance		9,145,812.75	(1,734,771.38)	7,411,041.37	9,145,812.75	(1,734,771.38)	0.00	0.00	7,411,041.37	5,877,552.75	0.00	65,000.00	1,460,533.43	7,403,086.16	0.00	2,456,149.05	2,004,380.91	1,460,533.43	5,921,063.39	7,955.21	1,492,022.77	0.00	0.00
Buildings	5021304001	3,419,705.40	(740,578.12)	2,679,127.28	3,419,705.40	(740,578.12)	0.00	0.00	2,679,127.28	2,679,127.28	0.00	0.00	0.00	2,679,127.28	0.00	893,018.14	1,747,955.46	0.00	2,640,973.60	0.00	0.00	38,153.68	0.00
Other Structures	5021304099	2,500,000.00	0.00	2,500,000.00	2,500,000.00	0.00	0.00	2,500,000.00	2,500,000.00	0.00	0.00	0.00	0.00	2,500,000.00	0.00	1,443,130.91	0.00	0.00	1,443,130.91	0.00	0.00	1,056,869.09	0.00
Office Equipment	5021305002	35,000.00	(35,000.00)	0.00	35,000.00	(35,000.00)	0.00	0.00	0.00	0.00	0.00	0.00	0.00	0.00	0.00	0.00	0.00	0.00	0.00	0.00	0.00	0.00	0.00
Information and Communication Technology	5021305003	448,833.34	(213,316.66)	235,516.68	448,833.34	(213,316.66)	0.00	0.00	235,516.68	0.00	0.00	85,000.00	163,066.68	228,066.68	0.00	0.00	65,000.00	163,066.68	228,066.68	0.00	7,450.00	0.00	0.00
Technical and Scientific Equipment	5021305014	1,076,562.33	(378,136.88)	698,425.45	1,076,562.33	(378,136.88)	0.00	0.00	698,425.45	698,425.45	0.00	0.00	0.00	698,425.45	0.00	120,000.00	161,425.45	0.00	311,425.45	0.00	0.00	387,000.00	0.00
Other Machinery and Equipment	5021305099	1,297,466.75	0.00	1,297,466.75	1,297,466.75	0.00	0.00	1,297,466.75	0.00	0.00	0.00	0.00	1,297,466.75	1,297,466.75	0.00	0.00	1,297,466.75	1,297,466.75	0.00	0.00	0.00	0.00	0.00
Motor Vehicles	5021306001	368,244.83	(367,739.72)	505.21	368,244.83	(367,739.72)	0.00	0.00	505.21	0.00	0.00	0.00	0.00	0.00	0.00	0.00	0.00	0.00	0.00	0.00	505.21	0.00	0.00
Fees, Insurance Premiums and Other Fees		396,878.34	(396,878.34)	0.00	396,878.34	(396,878.34)	0.00	0.00	0.00	0.00	0.00	0.00	0.00	0.00	0.00	0.00	0.00	0.00	0.00	0.00	0.00	0.00	0.00
Fees, Duties and Licenses	5021501001	244,379.84	(244,379.84)	0.00	244,379.84	(244,379.84)	0.00	0.00	0.00	0.00	0.00	0.00	0.00	0.00	0.00	0.00	0.00	0.00	0.00	0.00	0.00	0.00	0.00
Delivery Bond Premiums	5021502000	1,875.00	(1,875.00)	0.00	1,875.00	(1,875.00)	0.00	0.00	0.00	0.00	0.00	0.00	0.00	0.00	0.00	0.00	0.00	0.00	0.00	0.00	0.00	0.00	0.00
Insurance Expenses	5021503000	150,623.50	(150,623.50)	0.00	150,623.50	(150,623.50)	0.00	0.00	0.00	0.00	0.00	0.00	0.00	0.00	0.00	0.00	0.00	0.00	0.00	0.00	0.00	0.00	0.00
Other Maintenance and Operating Expenses		27,189,470.78	(17,862,533.99)	9,326,936.79	27,189,470.78	(17,862,533.99)	0.00	0.00	9,326,936.79	280,426.64	299,112.00	(42,653.48)	8,037,367.65	8,574,272.81	262,242.15	0.00	84,376.40	8,021,972.14	8,368,590.69	0.00	752,663.98	205,652.12	0.00
Advertising Expenses	5029901000	442,389.19	(442,389.19)	0.00	442,389.19	(442,389.19)	0.00	0.00	0.00	0.00	0.00	0.00	0.00	0.00	0.00	0.00	0.00	0.00	0.00	0.00	0.00	0.00	0.00
Printing and Publication Expenses	5029902000	311,200.00	(127,200.00)	184,000.00	311,200.00	(127,200.00)	0.00	0.00	184,000.00	92,000.00	0.00	0.00	0.00	92,000.00	92,000.00	0.00	0.00	92,000.00	92,000.00	0.00	92,000.00	0.00	0.00
Representation Expenses	5029903000	7,549,968.54	(3,104,437.31)	4,445,531.23	7,549,968.54	(3,104,437.31)	0.00	0.00	4,445,531.23	188,426.64	222,000.00	(214,735.60)	3,823,323.31	4,019,014.35	170,242.15	0.00	7,264.40	3,841,507.80	4,019,014.35	0.00	426,516.88	0.00	0.00
Transportation and Delivery Expenses	5029904000	3,393,000.00	(1,478,055.90)	1,914,944.10	3,393,000.00	(1,478,055.90)	0.00	0.00	1,914,944.10	0.00	0.00	0.00	1,914,944.10	1,914,944.10	0.00	0.00	0.00	1,914,944.10	1,914,944.10	0.00	0.00	0.00	0.00
Buildings - Building and Structures	5029905001	8,895,586.96	(7,084,774.12)	1,810,812.84	8,895,586.96	(7,084,774.12)	0.00	0.00	1,810,812.84	0.00	0.00	0.00	1,790,329.00	1,790,329.00	0.00	0.00	0.00	1,790,329.00	1,790,329.00	0.00	20,483.84	0.00	0.00
Buildings - Motor Vehicles	5029905003	376,478.12	(176,478.12)	200,000.00	376,478.12	(176,478.12)	0.00	0.00	200,000.00	0.00	0.00	0.00	0.00	0.00	0.00	0.00	0.00	0.00	0.00	0.00	200,000.00	0.00	0.00
Buildings - Equipment	5029905004	80,000.00	(80,000.00)	0.00	80,000.00	(80,000.00)	0.00	0.00	0.00	0.00	0.00	0.00	0.00	0.00	0.00	0.00	0.00	0.00	0.00	0.00	0.00	0.00	0.00
IT Software Subscription	5029907001	1,038,243.38	(280,258.02)	757,985.36	1,038,243.38	(280,258.02)	0.00	0.00	757,985.36	0.00	77,112.00	172,082.12	508,791.24	757,985.36	0.00	0.00	77,112.00	475,191.24	552,303.24	0.00	0.00	205,682.12	0.00
Other Subscription Expenses	5029907099	102,604.59	(88,941.33)	13,663.26	102,604.59	(88,941.33)	0.00	0.00	13,663.26	0.00	0.00	0.00	0.00	0.00	0.00	0.00	0.00	0.00	0.00	0.00	13,663.26	0.00	0.00

This report was generated using the Unified Reporting System on null version FAR1a.1.1 ; Status : SUBMITTED

2


Department: Department of Energy (DOE)
 Agency/Entity: Office of the Secretary
 Operating Unit: < not applicable >
 Organization Code: 09 001 0000000
 Fund Cluster: 01 Regular Agency Fund

	Current Year Appropriations
	Supplemental Appropriations
X	Continuing Appropriations


(e.g. UACS Fund Cluster: 01-Regular Agency Fund, 02-Foreign Assisted Projects Fund, 03-Special Account-Locally Funded/Domestic Grants Fund, and 04-Special Account-Foreign Assisted/Foreign Grants Fund)

Particulars	UACS CODE	Appropriations			Allotments			Obligations					Disbursements				Balances							
		Authorized Appropriations	Adjustments (Transfer To/From, Modifications/ Augmentations)	Adjusted Appropriations	Allotments Received	Adjustments (Reductions, Modifications/ Augmentations)	Transfer To	Transfer From	Adjusted Allotments	1st Quarter Ending March 31	2nd Quarter Ending June 30	3rd Quarter Ending Sept. 30	4th Quarter Ending Dec. 31	TOTAL	1st Quarter Ending March 31	2nd Quarter Ending June 30	3rd Quarter Ending Sept. 30	4th Quarter Ending Dec. 31	TOTAL	Unreleased Appropriations	Unobligated Allotments	Unpaid Obligations (15-20)=(23+24)		
		3	4	5=(3+4)	6	7	8	9	10=[(6+(-)7)-8+9]	11	12	13	14	15=(11+12+13+14)	16	17	18	19	20=(16+17+18+19)	21=(5-10)	22=(10-15)	23	24	
ations	5029509000	5,000,000.00	(5,000,000.00)	0.00	5,000,000.00	(5,000,000.00)	0.00	0.00	0.00	0.00	0.00	0.00	0.00	0.00	0.00	0.00	0.00	0.00	0.00	0.00	0.00	0.00	0.00	0.00
ital Outlays		56,640,675.04	0.00	56,640,675.04	56,640,675.04	0.00	0.00	0.00	56,640,675.04	26,128,029.60	0.00	9,695,102.49	6,780,295.00	42,603,427.09	0.00	0.00	1,417,000.00	6,562,336.09	7,979,336.09	0.00	14,037,247.95	34,624,091.00	0.00	
vestment Outlay		0.00	0.00	0.00	0.00	0.00	0.00	0.00	0.00	0.00	0.00	0.00	0.00	0.00	0.00	0.00	0.00	0.00	0.00	0.00	0.00	0.00	0.00	
ommunication Networks	5060101007	0.00	0.00	0.00	0.00	0.00	0.00	0.00	0.00	0.00	0.00	0.00	0.00	0.00	0.00	0.00	0.00	0.00	0.00	0.00	0.00	0.00	0.00	
erify, Plant and Equipment Outlay		56,640,675.04	0.00	56,640,675.04	56,640,675.04	0.00	0.00	0.00	56,640,675.04	26,128,029.60	0.00	9,695,102.49	6,780,295.00	42,603,427.09	0.00	0.00	1,417,000.00	6,562,336.09	7,979,336.09	0.00	14,037,247.95	34,624,091.00	0.00	
ommunication Networks	5060403006	2,541,000.00	0.00	2,541,000.00	2,541,000.00	0.00	0.00	0.00	2,541,000.00	0.00	0.00	1,948,506.49	0.00	1,948,506.49	0.00	0.00	0.00	1,948,506.49	0.00	592,493.51	0.00	0.00	0.00	
se Equipment	5060405002	125,320.00	0.00	125,320.00	125,320.00	0.00	0.00	0.00	125,320.00	0.00	0.00	0.00	0.00	0.00	0.00	0.00	0.00	0.00	0.00	0.00	125,320.00	0.00	0.00	
ormation and Communication Technology	5060405003	20,699,856.00	0.00	20,699,856.00	20,699,856.00	0.00	0.00	0.00	20,699,856.00	6,290,000.00	0.00	7,324,016.00	0.00	13,614,016.00	0.00	0.00	0.00	4,328,300.00	4,328,300.00	0.00	7,085,840.00	9,265,716.00	0.00	
ommunication Equipment	5060405007	24,428.00	0.00	24,428.00	24,428.00	0.00	0.00	0.00	24,428.00	0.00	0.00	0.00	0.00	0.00	0.00	0.00	0.00	0.00	0.00	0.00	24,428.00	0.00	0.00	
ing Equipment	5060405012	2,867,000.00	0.00	2,867,000.00	2,867,000.00	0.00	0.00	0.00	2,867,000.00	1,417,000.00	0.00	0.00	0.00	1,417,000.00	0.00	0.00	1,417,000.00	0.00	1,417,000.00	0.00	1,450,000.00	0.00	0.00	
hical and Scientific Equipment	5060405014	1,200,000.00	0.00	1,200,000.00	1,200,000.00	0.00	0.00	0.00	1,200,000.00	285,529.60	0.00	422,580.00	0.00	708,109.60	0.00	0.00	0.00	285,529.60	285,529.60	0.00	491,890.40	422,580.00	0.00	
oftware	5060405015	27,421,771.04	0.00	27,421,771.04	27,421,771.04	0.00	0.00	0.00	27,421,771.04	18,135,500.00	0.00	0.00	5,465,000.00	23,600,500.00	0.00	0.00	0.00	0.00	0.00	0.00	3,821,271.04	23,600,500.00	0.00	
or Vehicles	5060406001	1,726,700.00	0.00	1,726,700.00	1,726,700.00	0.00	0.00	0.00	1,726,700.00	0.00	0.00	0.00	1,310,300.00	1,310,300.00	0.00	0.00	0.00	0.00	0.00	0.00	416,400.00	1,310,300.00	0.00	
iture and Fixtures	5060407001	34,600.00	0.00	34,600.00	34,600.00	0.00	0.00	0.00	34,600.00	0.00	0.00	0.00	4,995.00	4,995.00	0.00	0.00	0.00	0.00	0.00	0.00	29,605.00	4,995.00	0.00	
ND TOTAL		176,503,967.13	0.00	176,503,967.13	176,503,967.13	0.00	0.00	0.00	176,503,967.13	34,194,062.83	1,058,846.06	10,208,655.41	62,302,412.66	107,773,968.96	524,193.17	2,928,998.05	5,208,512.83	61,342,860.84	70,004,564.89	0.00	68,729,070.17	37,769,432.07	0.00	


Certified Correct:


 ELISA B. MORALES
 Date: 30/01/2020 9:36

Certified Correct:


 MIRNA B. PENARANDA
 Date: 30/01/2020 9:36

Recommending Approval:


 ARACELI S. SOLUTA
 Date: 30/01/2020 9:42

Approved By:


 RAUL B. AGUILOS CESOI
 Date: 30/01/2020 9:56