

STATEMENT OF APPROPRIATIONS, ALLOTMENTS, OBLIGATIONS, DISBURSEMENTS AND BALANCES
As at the Quarter Ending December 31, 2019

Department : Department of Energy (DOE)
Agency : Office of the Secretary
Operating Unit : < not applicable >
Organization Code : 09 001 000000
Fund and Cluster : 01 Regular Agency Fund

X	Current Year Appropriations
	Supplemental Appropriations
	Continuing Appropriations

(e.g. UACS Fund Cluster: 01-Regular Agency Fund, 02-Foreign Assisted Projects Fund, 03-Special Account-Locally Funded/Domestic Grants Fund, and 04-Special Account-Foreign Assisted/Foreign Grants Fund)

Particulars	UACS CODE	Appropriations					Allotments					Obligations					Disbursements					Balances			
		Authorized Appropriations	Adjustments (Transfer To/From, Modifications/ Augmentations)	Adjusted Appropriations	Allotments Received	Adjustments (Reductions, Modifications/ Augmentations)	Transfer To	Transfer From	Adjusted Allotments	1st Quarter Ending March 31	2nd Quarter Ending June 30	3rd Quarter Ending Sept. 30	4th Quarter Ending Dec. 31	TOTAL	1st Quarter Ending March 31	2nd Quarter Ending June 30	3rd Quarter Ending Sept. 30	4th Quarter Ending Dec. 31	TOTAL	Unreleased Appropriations	Unobligated Allotments	Unpaid Obligations (15-20)=(23+24)			
		3	4	5=(3+4)	6	7	8	9	10=[(6+7)-8+9]	11	12	13	14	15=(11+12+13+14)	16	17	18	19	20=(16+17+18+19)	21=(5-10)	22=(10-15)	23	24		
JMMARY		1,343,444,000.00	0.00	1,343,444,000.00	1,341,536,728.00	0.00	0.00	0.00	1,341,536,728.00	170,075,891.21	303,407,791.38	265,618,442.65	459,818,944.64	1,198,922,069.88	122,291,315.11	227,419,006.77	239,286,010.17	332,629,570.66	921,625,902.71	1,907,272.00	142,814,658.12	277,296,167.17	0.00		
AGENCY SPECIFIC BUDGET		1,343,444,000.00	0.00	1,343,444,000.00	1,341,536,728.00	0.00	0.00	0.00	1,341,536,728.00	170,075,891.21	303,407,791.38	265,618,442.65	459,818,944.64	1,198,922,069.88	122,291,315.11	227,419,006.77	239,286,010.17	332,629,570.66	921,625,902.71	1,907,272.00	142,814,658.12	277,296,167.17	0.00		
Personnel Services		559,610,000.00	28,523,827.00	588,133,827.00	597,702,728.00	28,523,827.00	0.00	0.00	586,226,595.00	106,417,199.84	168,813,519.02	121,233,029.75	189,762,803.83	586,226,552.54	92,147,224.51	161,994,714.00	123,423,797.89	175,531,714.12	553,097,450.51	1,907,272.00	2.46	33,129,102.03	0.00		
Fees and Wages	5010100000	416,891,000.00	(8,665,326.57)	408,225,673.43	416,891,000.00	(8,665,326.57)	0.00	0.00	408,225,673.43	97,769,749.79	117,677,710.78	109,409,411.38	83,428,801.48	408,225,673.43	63,445,658.97	112,507,650.73	112,391,223.44	87,706,653.89	396,051,187.03	0.00	0.00	12,174,486.40	0.00		
Basic Salary - Civilian	5010101001	416,891,000.00	(8,665,326.57)	408,225,673.43	416,891,000.00	(8,665,326.57)	0.00	0.00	408,225,673.43	97,769,749.79	117,677,710.78	109,409,411.38	83,428,801.48	408,225,673.43	63,445,658.97	112,507,650.73	112,391,223.44	87,706,653.89	396,051,187.03	0.00	0.00	12,174,486.40	0.00		
Travel Compensation	5010200000	130,934,000.00	28,263,487.55	159,217,487.55	130,934,000.00	28,283,487.55	0.00	0.00	159,217,487.55	7,808,800.50	49,448,807.72	7,716,907.82	94,442,971.71	159,217,487.55	7,802,915.89	47,800,362.75	7,732,762.95	77,837,088.02	140,973,109.61	0.00	0.00	18,244,377.94	0.00		
IRA - Civilian	5010201001	19,200,000.00	1,044,188.42	20,244,188.42	19,200,000.00	1,044,188.42	0.00	0.00	20,244,188.42	4,974,800.50	6,654,523.72	5,006,092.62	3,608,771.58	20,244,188.42	4,969,915.69	5,017,078.75	5,010,947.95	5,207,880.42	20,205,823.01	0.00	0.00	38,365.41	0.00		
Representation Allowance (RA)	5010202000	5,964,000.00	(147,375.00)	5,816,625.00	5,964,000.00	(147,375.00)	0.00	0.00	5,816,625.00	1,628,000.00	1,531,500.00	1,621,750.00	1,035,375.00	5,816,625.00	1,627,500.00	1,520,500.00	1,632,750.00	1,019,125.00	5,799,875.00	0.00	0.00	16,750.00	0.00		
Transportation Allowance (TA)	5010203001	5,664,000.00	(1,800,500.00)	3,863,500.00	5,664,000.00	(1,800,500.00)	0.00	0.00	3,863,500.00	1,006,000.00	1,070,000.00	1,056,125.00	731,375.00	3,863,500.00	1,005,500.00	1,070,000.00	1,056,125.00	690,125.00	3,821,750.00	0.00	0.00	41,750.00	0.00		
Other/Uniform Allowance - Civilian	5010204001	4,800,000.00	0.00	4,800,000.00	4,800,000.00	0.00	0.00	0.00	4,800,000.00	0.00	4,782,000.00	0.00	18,000.00	4,800,000.00	0.00	4,782,000.00	0.00	0.00	4,800,000.00	0.00	0.00	18,000.00	0.00		
Assistance Allowance - Magna Carta benefits for Science and Technology under R.A. 8439	5010205002	8,910,000.00	(427,634.57)	8,482,365.43	8,910,000.00	(427,634.57)	0.00	0.00	8,482,365.43	0.00	0.00	0.00	8,482,365.43	8,482,365.43	0.00	0.00	0.00	3,330,825.00	3,330,825.00	0.00	0.00	5,151,540.43	0.00		
Assistance Allowance - Magna Carta for Public Health Workers under R.A. 7305	5010205003	7,000.00	10,525.00	17,525.00	7,000.00	10,525.00	0.00	0.00	17,525.00	0.00	0.00	0.00	17,525.00	17,525.00	0.00	0.00	0.00	0.00	0.00	0.00	0.00	0.00	17,525.00	0.00	
Uniform Allowance - Magna Carta benefits for Science and Technology under R.A. 8439	5010206003	1,350,000.00	(140,671.00)	1,209,329.00	1,350,000.00	(140,671.00)	0.00	0.00	1,209,329.00	0.00	0.00	0.00	1,209,329.00	1,209,329.00	0.00	0.00	0.00	504,664.50	504,664.50	0.00	0.00	704,664.50	0.00		
Uniform Allowance - Magna Carta benefits for Public Health Workers under R.A. 7305	5010206004	53,000.00	(53,000.00)	0.00	53,000.00	(53,000.00)	0.00	0.00	0.00	0.00	0.00	0.00	0.00	0.00	0.00	0.00	0.00	0.00	0.00	0.00	0.00	0.00	0.00	0.00	
Stipend - Civilian	5010210001	500,000.00	6,418,827.00	6,918,827.00	500,000.00	6,418,827.00	0.00	0.00	6,918,827.00	0.00	0.00	0.00	6,918,827.00	6,918,827.00	0.00	0.00	0.00	6,918,827.00	6,918,827.00	0.00	0.00	0.00	0.00	0.00	
Stipend Magna Carta Benefits for Science and Technology under R.A. 8439	5010211004	7,000,000.00	0.00	7,000,000.00	7,000,000.00	0.00	0.00	0.00	7,000,000.00	0.00	0.00	0.00	7,000,000.00	7,000,000.00	0.00	0.00	0.00	0.00	0.00	0.00	0.00	0.00	7,000,000.00	0.00	
Stipend Magna Carta Benefits for Public Health Workers under R.A. 7305	5010211005	0.00	82,200.00	82,200.00	0.00	82,200.00	0.00	0.00	82,200.00	0.00	0.00	0.00	82,200.00	82,200.00	0.00	0.00	0.00	0.00	0.00	0.00	0.00	0.00	82,200.00	0.00	
Stipend - Civilian	5010214001	34,743,000.00	1,918,703.70	36,661,703.70	34,743,000.00	1,918,703.70	0.00	0.00	36,661,703.70	0.00	0.00	0.00	36,661,703.70	36,661,703.70	0.00	0.00	0.00	36,414,371.10	36,414,371.10	0.00	0.00	247,332.60	0.00		
Shift Gd. - Civilian	5010215001	4,000,000.00	256,500.00	4,256,500.00	4,000,000.00	256,500.00	0.00	0.00	4,256,500.00	0.00	0.00	0.00	4,256,500.00	4,256,500.00	0.00	0.00	0.00	4,226,000.00	4,226,000.00	0.00	0.00	30,500.00	0.00		
Collective Negotiation Agreement Incentive - Civilian	5010299011	0.00	21,605,000.00	21,605,000.00	0.00	21,605,000.00	0.00	0.00	21,605,000.00	0.00	0.00	0.00	21,605,000.00	21,605,000.00	0.00	0.00	0.00	16,710,250.00	16,710,250.00	0.00	0.00	4,894,750.00	0.00		
Productivity Enhancement Incentive - Civilian	5010299012	4,000,000.00	(1,164,000.00)	2,836,000.00	4,000,000.00	(1,164,000.00)	0.00	0.00	2,836,000.00	0.00	0.00	0.00	2,816,000.00	2,816,000.00	0.00	0.00	0.00	2,815,000.00	2,815,000.00	0.00	0.00	1,000.00	0.00		
12-Year Bonus - Civilian	5010299036	34,743,000.00	700,724.00	35,443,724.00	34,743,000.00	700,724.00	0.00	0.00	35,443,724.00	0.00	35,410,784.00	32,940.00	0.00	35,443,724.00	0.00	35,410,784.00	32,940.00	0.00	35,443,724.00	0.00	0.00	0.00	0.00		
Personnel Benefit Contributions	5010300000	6,178,000.00	(702,624.05)	5,475,375.95	6,178,000.00	(702,624.05)	0.00	0.00	5,475,375.95	1,054,781.65	1,610,300.49	1,659,632.48	1,150,661.33	5,475,375.95	1,054,781.65	1,610,000.49	1,659,632.48	1,108,568.84	5,432,983.46	0.00	0.00	42,392.49	0.00		
g-BIG - Civilian	5010302001	960,000.00	(119,000.00)	841,000.00	960,000.00	(119,000.00)	0.00	0.00	841,000.00	165,400.00	252,300.00	252,000.00	171,300.00	841,000.00	165,400.00	252,000.00	252,000.00	171,300.00	840,700.00	0.00	0.00	300.00	0.00		
Health - Civilian	5010303001	4,258,000.00	(465,824.05)	3,792,175.95	4,258,000.00	(465,824.05)	0.00	0.00	3,792,175.95	723,881.65	1,105,200.49	1,154,532.48	808,461.33	3,792,175.95	723,881.65	1,105,200.49	1,154,532.48	766,568.84	3,750,283.46	0.00	0.00	41,892.49	0.00		
IFP - Civilian	5010304001	960,000.00	(117,800.00)	842,200.00	960,000.00	(117,800.00)	0.00	0.00	842,200.00	165,400.00	252,800.00	253,100.00	170,900.00	842,200.00	165,400.00	252,800.00	253,100.00	170,700.00	842,000.00	0.00	0.00	200.00	0.00		

This report was generated using the Unified Reporting System on 07/02/2020 11:31 version FAR1A.1.3, Status: SUBMITTED

Department : Department of Energy (DOE)
 Agency : Office of the Secretary
 Operating Unit : < not applicable >
 Organization Code : 09 001 0000000
 Fund Cluster : 01 Regular Agency Fund
 (e.g. UACS Fund Cluster: 01-Regular Agency Fund, 02-Foreign Assisted Projects Fund, 03-Special Account-Locally Funded/Domestic Grants Fund, and 04-Special Account-Foreign Assisted/Foreign Grants Fund)

X	Current Year Appropriations
	Supplemental Appropriations
	Continuing Appropriations

Particulars	UACS CODE	Appropriations			Allotments				Obligations					Disbursements					Balances						
		Authorized Appropriations	Adjustments (Transfer To/From, Modifications/ Augmentations)	Adjusted Appropriations	Allotments Received	Adjustments (Reductions, Modifications/ Augmentations)	Transfer To	Transfer From	Adjusted Allotments	1st Quarter Ending March 31	2nd Quarter Ending June 30	3rd Quarter Ending Sept. 30	4th Quarter Ending Dec. 31	TOTAL	1st Quarter Ending March 31	2nd Quarter Ending June 30	3rd Quarter Ending Sept. 30	4th Quarter Ending Dec. 31	TOTAL	Unreleased Appropriations	Unobligated Allotments	Unpaid Obligations (15-20)=(23+24)			
																						Due and Demandable	Not Yet Due and Demandable		
		3	4	5=(3+4)	6	7	8	9	10=[(6+(-17)-8)+9]	11	12	13	14	15=[(11+12+13+14)]	16	17	18	19	20=[(16+17+18+19)]	21=(5-10)	22=(10-15)	23	24		
Per Personnel Benefits	501040000	5,607,000.00	9,608,290.07	15,215,290.07	3,699,728.00	9,608,290.07	0.00	0.00	13,308,018.07	43,868.00	76,700.03	2,447,078.27	10,740,369.31	13,308,015.61	43,868.00	76,700.03	1,840,179.01	8,879,423.37	10,840,170.41	1,907,272.00	2.46	2,667,845.20	0.00		
Primal Leave Benefits - Civilian	5010403001	3,855,000.00	0.00	3,855,000.00	1,947,728.00	0.00	0.00	0.00	1,947,728.00	0.00	0.00	1,947,725.54	0.00	1,947,725.54	0.00	0.00	1,140,826.28	806,899.26	1,947,725.54	1,907,272.00	2.46	0.00	0.00		
Prom-sum for Step Increments - Length of Service	5010499010	1,042,000.00	(603,032.58)	438,967.42	1,042,000.00	(603,032.58)	0.00	0.00	438,967.42	43,868.00	76,700.03	204,352.73	114,046.66	438,967.42	43,868.00	76,700.03	204,352.73	94,967.74	419,888.50	0.00	0.00	19,078.92	0.00		
Special Award - Civilian	5010499015	710,000.00	(239,000.00)	471,000.00	710,000.00	(239,000.00)	0.00	0.00	471,000.00	0.00	0.00	295,000.00	176,000.00	471,000.00	0.00	0.00	295,000.00	75,000.00	370,000.00	0.00	0.00	101,000.00	0.00		
Per Personnel Benefits	5010499099	0.00	10,450,322.65	10,450,322.65	0.00	10,450,322.65	0.00	0.00	10,450,322.65	0.00	0.00	0.00	10,450,322.65	10,450,322.65	0.00	0.00	0.00	7,902,556.37	7,902,556.37	0.00	0.00	2,547,766.28	0.00		
Maintenance and Other Operating Expenses	5020100000	617,399,000.00	(28,523,827.00)	588,875,173.00	617,399,000.00	(28,523,827.00)	0.00	0.00	588,875,173.00	63,658,691.27	111,894,301.36	122,511,092.90	211,539,714.15	509,603,799.68	30,144,090.60	65,424,292.77	107,307,212.29	133,453,160.54	336,328,746.20	0.00	79,217,373.32	173,275,063.48	0.00	0.00	
Traveling Expenses	5020100000	83,632,000.00	7,885,827.73	101,517,827.73	93,632,000.00	7,885,827.73	0.00	0.00	101,517,827.73	8,161,447.55	19,156,453.86	28,161,555.01	37,305,601.18	92,785,057.60	5,061,756.77	15,028,739.09	27,716,735.15	35,493,822.30	83,301,053.31	0.00	8,732,770.13	9,484,004.29	0.00	0.00	
Traveling Expenses - Local	5020101000	67,439,000.00	15,165,542.84	82,604,542.84	67,439,000.00	15,165,542.84	0.00	0.00	82,604,542.84	6,736,278.84	15,297,010.36	23,655,229.52	28,665,149.35	74,353,668.07	3,932,890.22	11,989,039.90	22,949,045.42	28,496,624.44	67,367,562.98	0.00	8,256,874.77	6,986,105.09	0.00	0.00	
Traveling Expenses - Foreign	5020102000	26,193,000.00	(7,279,715.11)	18,913,284.89	26,193,000.00	(7,279,715.11)	0.00	0.00	18,913,284.89	1,425,168.71	3,859,443.50	4,506,325.49	8,640,451.83	18,431,389.53	1,128,906.55	3,039,699.19	4,767,686.73	6,997,197.86	15,933,490.33	0.00	481,895.38	2,497,899.20	0.00	0.00	
Training and Scholarship Expenses	5020200000	14,530,000.00	(5,224,429.33)	9,305,570.67	14,530,000.00	(5,224,429.33)	0.00	0.00	9,305,570.67	230,000.00	823,756.74	1,160,654.20	1,989,349.73	4,203,760.67	83,200.00	789,700.00	776,215.94	1,704,904.00	3,354,019.94	0.00	5,018,810.00	849,740.73	0.00	0.00	
Travel Training Expenses	5020201001	764,000.00	(353,000.00)	411,000.00	764,000.00	(353,000.00)	0.00	0.00	411,000.00	0.00	0.00	0.00	0.00	0.00	0.00	0.00	0.00	0.00	0.00	0.00	411,000.00	0.00	0.00	0.00	
Training Expenses	5020201002	13,226,000.00	(4,881,271.06)	8,344,728.94	13,226,000.00	(4,881,271.06)	0.00	0.00	8,344,728.94	204,600.00	658,471.74	1,038,249.20	1,755,648.00	3,656,956.94	83,200.00	614,300.00	728,810.94	1,533,639.00	2,959,949.94	0.00	4,687,790.00	697,019.00	0.00	0.00	
Scholarship Grants/Expenses	5020202000	546,000.00	9,841.73	549,841.73	540,000.00	9,841.73	0.00	0.00	549,841.73	25,400.00	165,265.00	122,405.00	233,701.73	548,791.73	0.00	175,400.00	47,405.00	171,265.00	394,070.00	0.00	3,050.00	152,721.73	0.00	0.00	
Supplies and Materials Expenses	5020300000	47,896,000.00	(5,510,595.00)	42,385,405.00	47,896,000.00	(5,510,595.00)	0.00	0.00	42,385,405.00	8,333,569.69	4,036,718.37	7,117,431.33	19,229,719.74	38,719,459.33	1,070,216.99	4,898,950.97	5,814,803.19	8,403,135.78	20,287,106.93	0.00	3,655,945.67	18,432,352.40	0.00	0.00	
Printing Office Supplies	5020301001	10,240,000.00	(2,166,114.39)	8,073,885.61	10,240,000.00	(2,166,114.39)	0.00	0.00	8,073,885.61	586,529.00	1,288,918.39	2,159,212.17	2,805,154.83	6,849,814.39	363,665.00	1,501,862.39	1,765,520.07	1,241,651.83	4,872,699.29	0.00	1,234,071.22	1,977,115.10	0.00	0.00	
Office Supplies Expenses	5020301002	8,952,000.00	(1,567,061.49)	7,384,938.51	8,952,000.00	(1,567,061.49)	0.00	0.00	7,384,938.51	324,562.50	1,491,997.59	2,566,703.01	1,127,920.22	5,931,153.32	279,440.00	1,383,836.69	2,155,552.51	1,219,784.22	5,038,613.42	0.00	1,453,785.19	892,539.90	0.00	0.00	
Accountable Forms Expenses	5020302000	250,000.00	(100,560.00)	149,440.00	250,000.00	(100,560.00)	0.00	0.00	149,440.00	7,000.00	79,460.00	6,000.00	3,540.00	96,000.00	7,000.00	0.00	2,900.00	9,540.00	19,440.00	0.00	53,440.00	76,560.00	0.00	0.00	
Drugs and Medicines Expenses	5020307000	500,000.00	(43,000.00)	457,000.00	500,000.00	(43,000.00)	0.00	0.00	457,000.00	10,000.00	0.00	14,990.50	214,089.50	239,080.00	10,000.00	14,990.50	14,972.00	39,962.50	217,920.00	199,117.50	0.00	217,920.00	199,117.50	0.00	0.00
Medical, Dental and Laboratory Supplies Expenses	5020308000	1,542,000.00	(257,420.77)	1,284,579.23	1,542,000.00	(257,420.77)	0.00	0.00	1,284,579.23	80,000.00	201,871.00	487,174.65	515,533.38	1,284,579.23	80,000.00	8,695.00	45,069.30	124,931.38	258,715.68	0.00	0.00	1,025,863.55	0.00	0.00	
Oil, Gas and Lubricants Expenses	5020309000	8,200,000.00	(623,980.59)	7,576,019.41	8,200,000.00	(623,980.59)	0.00	0.00	7,576,019.41	7,145,661.44	62,828.99	50,416.69	58,754.47	7,357,761.59	191,661.44	1,705,518.32	1,038,313.54	1,525,416.68	4,450,909.98	0.00	218,257.82	2,906,251.61	0.00	0.00	
Per Supplies and Materials Expenses	5020399000	18,212,000.00	(752,457.76)	17,459,542.24	18,212,000.00	(752,457.76)	0.00	0.00	17,459,542.24	169,836.95	913,572.40	1,372,834.11	14,504,727.34	16,961,070.60	148,450.55	299,038.57	692,437.27	4,268,639.67	5,606,766.06	0.00	486,471.44	11,354,304.74	0.00	0.00	
Utility Expenses	5020400000	36,948,000.00	(6,689,609.28)	30,258,390.72	36,948,000.00	(6,689,609.28)	0.00	0.00	30,258,390.72	6,093,305.64	8,415,856.45	8,025,363.81	7,308,050.15	29,842,576.25	3,805,802.31	7,257,205.48	6,642,926.32	7,614,827.07	37,320,761.18	0.00	415,814.47	2,521,815.07	0.00	0.00	
Water Expenses	5020401000	10,355,000.00	(6,106,616.95)	4,248,383.05	10,355,000.00	(6,106,616.95)	0.00	0.00	4,248,383.05	1,376,855.91	952,774.68	917,242.63	764,363.21	4,010,236.43	643,695.57	1,084,590.20	913,733.73	1,010,292.20	3,652,281.70	0.00	338,146.62	367,954.73	0.00	0.00	
Electricity Expenses	5020402000	26,593,000.00	(582,992.33)	26,010,007.67	26,593,000.00	(582,992.33)	0.00	0.00	26,010,007.67	4,717,449.93	7,463,091.77	7,108,121.18	6,543,696.94	25,622,339.82	3,162,106.74	6,172,615.28	7,729,193.59	6,604,554.87	23,668,479.48	0.00	177,967.85	2,163,860.34	0.00	0.00	
Communication Expenses	5020500000	12,665,000.00	890,904.47	13,555,904.47	12,665,000.00	890,904.47	0.00	0.00	13,555,904.47	1,557,833.33	5,061,464.08	2,614,807.29	3,472,194.03	12,705,296.73	1,096,065.70	2,413,986.41	2,845,541.11	3,422,484.60	9,878,107.82	0.00	849,605.74	2,828,190.91	0.00	0.00	
Postage and Courier Services	5020501000	1,117,000.00	34,443.45	1,151,443.45	1,117,000.00	34,443.45	0.00	0.00	1,151,443.45	53,005.00	832,657.19	88,573.67	90,806.34	1,065,042.20	40,894.00	40,120.19	290,708.23	512,097.76	883,820.20	0.00	86,401.25	181,222.00	0.00	0.00	
Mobile	5020502001	3,416,000.00	457,496.67	3,873,496.67	3,416,000.00	457,496.67	0.00	0.00	3,873,496.67	597,930.49	946,789.32	966,145.61	1,161,976.70	3,672,842.12	361,627.87	681,282.74	999,116.25	1,005,053.65	3,247,080.51	0.00	200,854.75	425,761.61	0.00	0.00	
Mobile	5020502002	4,777,000.00	(31,933.16)	4,745,066.84	4,777,000.00	(31,933.16)	0.00	0.00	4,745,066.84	555,344.04	1,087,422.57	786,076.58	1,821,146.12	4,261,991.31	430,488.83	995,893.48	726,387.83	911,845.66	3,065,415.80	0.00	483,075.53	1,196,575.51	0.00	0.00	
Internet Subscription Expenses	5020503000	2,675,000.00	722,000.00	3,397,000.00	2,675,000.00	722,000.00	0.00	0.00	3,397,000.00	296,593.80	2,088,675.00	706,910.19	254,486.80	3,346,665.79	206,125.00	416,250.00	678,368.80	911,350.20	2,412,094.00	0.00	503,341.21	934,571.79	0.00	0.00	
Mobile, Satellite, Telegraph and Radio Expenses	5020504000	680,000.00	(291,102.69)	388,897.31	680,000.00	(291,102.69)	0.00	0.00	388,897.31	54,960.00	105,920.00	55,099.24	143,778.07	359,757.31	54,96										


Department of Energy (DOE)
 Office of the Secretary
 < not applicable >
 09 001 0000000
 01 Regular Agency Fund
 (e.g. UACS Fund Cluster: 01-Regular Agency Fund, 02-Foreign Assisted Projects Fund, 03-Special Account-Locally Funded/Domestic Grants Fund, and 04-Special Account-Foreign Assisted/Foreign Grants Fund)

X	Current Year Appropriations
	Supplemental Appropriations
	Continuing Appropriations

Particulars	UACS CODE	Appropriations			Allotments			Obligations					Disbursements					Balances					
		Authorized Appropriations	Adjustments (Transfer To/From, Modifications/ Augmentations)	Adjusted Appropriations	Allotments Received	Adjustments (Reductions, Modifications/ Augmentations)	Transfer To	Transfer From	Adjusted Allotments	1st Quarter Ending March 31	2nd Quarter Ending June 30	3rd Quarter Ending Sept. 30	4th Quarter Ending Dec. 31	TOTAL	1st Quarter Ending March 31	2nd Quarter Ending June 30	3rd Quarter Ending Sept. 30	4th Quarter Ending Dec. 31	TOTAL	Unreleased Appropriations	Unobligated Allotments	Unpaid Obligations (15-20)=(23+24)	
		3	4	5=(3+4)	6	7	8	9	10=[(6+(-17)+8+9)]	11	12	13	14	15=(11+12+13+14)	16	17	18	19	20=(16+17+18+19)	21=(5-10)	22=(10-15)	23	24
Awards/Prizes and Prizes	502060000	1,573,000.00	633,515.66	2,206,515.66	1,573,000.00	633,515.66	0.00	0.00	2,206,515.66	0.00	660,000.00	1,317,499.95	229,015.71	2,206,515.66	0.00	0.00	1,547,023.76	258,250.00	1,805,273.76	0.00	0.00	401,241.80	0.00
Awards/Prizes and Expenses	502060100	1,573,000.00	633,515.66	2,206,515.66	1,573,000.00	633,515.66	0.00	0.00	2,206,515.66	0.00	660,000.00	1,317,499.95	229,015.71	2,206,515.66	0.00	0.00	1,547,023.76	258,250.00	1,805,273.76	0.00	0.00	401,241.90	0.00
Confidential, Intelligence and Extraordinary	502100000	3,568,000.00	21,000.00	3,589,000.00	3,568,000.00	21,000.00	0.00	0.00	3,589,000.00	838,400.00	898,800.00	860,000.00	991,800.00	3,589,000.00	688,050.00	751,400.00	922,950.00	726,200.00	3,088,600.00	0.00	0.00	500,400.00	0.00
Extraordinary and Miscellaneous Expenses	502100300	3,568,000.00	21,000.00	3,589,000.00	3,568,000.00	21,000.00	0.00	0.00	3,589,000.00	838,400.00	898,800.00	860,000.00	991,800.00	3,589,000.00	688,050.00	751,400.00	922,950.00	726,200.00	3,088,600.00	0.00	0.00	500,400.00	0.00
Professional Services	502110000	53,776,000.00	35,924,536.34	89,700,536.34	53,776,000.00	35,924,536.34	0.00	0.00	89,700,536.34	7,106,492.01	6,904,703.88	9,997,950.12	47,505,478.30	73,506,634.31	6,393,403.30	8,701,543.85	9,664,815.41	10,434,294.95	35,194,057.51	0.00	16,193,502.03	38,312,576.80	0.00
Professional Services	502110100	975,000.00	340,553.32	1,315,553.32	975,000.00	340,553.32	0.00	0.00	1,315,553.32	2,500.00	63,000.00	208,949.50	463,640.00	738,089.50	0.00	53,500.00	159,707.50	71,882.00	285,089.50	0.00	517,463.82	453,000.00	0.00
Professional Services - Consultancy Services	502110300	2,000,000.00	0.00	2,000,000.00	2,000,000.00	0.00	0.00	0.00	2,000,000.00	0.00	0.00	0.00	0.00	0.00	0.00	0.00	0.00	0.00	0.00	0.00	2,000,000.00	0.00	0.00
Professional Services - Consultancy Services	502110300	38,200,000.00	(36,500,000.00)	1,700,000.00	38,200,000.00	(36,500,000.00)	0.00	0.00	1,700,000.00	0.00	0.00	0.00	840,523.20	840,523.20	0.00	0.00	0.00	600,523.20	600,523.20	0.00	895,476.50	240,000.00	0.00
Professional Services	502119900	12,801,000.00	72,083,983.02	84,884,983.02	12,801,000.00	72,083,983.02	0.00	0.00	84,884,983.02	7,105,992.01	8,841,703.88	9,779,010.62	46,201,315.10	71,928,021.61	6,393,403.30	8,648,043.85	9,505,107.91	9,761,889.75	34,308,444.81	0.00	12,756,961.41	37,618,576.80	0.00
Professional Services	502120000	137,479,000.00	(48,288,534.76)	89,190,465.24	137,479,000.00	(48,288,534.76)	0.00	0.00	89,190,465.24	12,288,065.06	20,342,240.81	2,980,995.05	29,933,323.17	65,554,624.09	625,777.21	5,111,380.39	6,942,867.58	26,580,186.13	39,280,211.31	0.00	23,635,841.15	26,284,412.78	0.00
Professional Services	502120200	22,100,000.00	(3,825,052.85)	18,274,947.15	22,100,000.00	(3,825,052.85)	0.00	0.00	18,274,947.15	2,816,431.86	13,039,997.20	1,064,921.40	1,343,224.41	18,264,574.87	142,000.00	4,096,788.91	2,952,984.22	4,933,073.72	12,034,846.85	0.00	10,372.28	6,228,728.02	0.00
Professional Services	502120300	28,204,000.00	(3,041,193.61)	25,162,806.39	28,204,000.00	(3,041,193.61)	0.00	0.00	25,162,806.39	3,669,322.16	290,611.21	952,686.77	18,177,442.28	23,290,065.42	293,450.00	79,650.00	609,850.71	15,441,048.39	16,423,999.10	0.00	1,872,740.97	6,866,006.32	0.00
Professional Services	502129909	87,175,000.00	(41,422,288.30)	45,752,711.70	87,175,000.00	(41,422,288.30)	0.00	0.00	45,752,711.70	5,612,311.04	7,011,632.40	963,383.88	10,412,658.48	23,999,983.80	190,327.21	1,024,941.48	3,380,032.66	6,206,064.02	10,801,365.36	0.00	21,752,727.90	13,198,618.44	0.00
Repairs and Maintenance	502130000	25,590,000.00	(3,536,455.54)	22,053,544.46	25,590,000.00	(3,536,455.54)	0.00	0.00	22,053,544.46	618,097.15	4,890,265.37	2,743,718.14	11,998,073.05	20,250,153.71	536,047.82	387,447.86	1,856,653.62	6,019,503.10	8,798,852.40	0.00	1,803,390.75	11,451,301.31	0.00
Repairs and Maintenance - Buildings	502130400	11,224,000.00	826,156.60	12,050,156.60	11,224,000.00	826,156.60	0.00	0.00	12,050,156.60	0.00	836,359.60	1,866,865.45	8,363,427.20	11,066,652.15	0.00	0.00	300,009.50	1,771,545.45	2,071,554.95	0.00	983,500.45	8,965,097.20	0.00
Repairs and Maintenance - Structures	502130409	1,500,000.00	(1,500,000.00)	0.00	1,500,000.00	(1,500,000.00)	0.00	0.00	0.00	0.00	0.00	0.00	0.00	0.00	0.00	0.00	0.00	0.00	0.00	0.00	0.00	0.00	0.00
Repairs and Maintenance - Equipment	502130500	688,000.00	(409,119.00)	278,881.00	688,000.00	(409,119.00)	0.00	0.00	278,881.00	7,159.50	10,200.00	45,498.25	77,767.95	140,585.70	4,830.00	12,529.50	5,208.25	118,017.95	140,585.70	0.00	138,296.30	0.00	0.00
Repairs and Maintenance - Information and Communication Technology Equipment	502130503	2,598,000.00	(726,500.00)	1,871,500.00	2,598,000.00	(726,500.00)	0.00	0.00	1,871,500.00	6,500.00	1,571,333.33	0.00	4,000.00	1,581,833.33	6,500.00	0.00	662,317.50	668,817.50	0.00	289,566.67	913,015.83	0.00	0.00
Repairs and Maintenance - Technical and Scientific Equipment	502130504	2,583,000.00	1,156,148.81	3,739,148.81	2,583,000.00	1,156,148.81	0.00	0.00	3,739,148.81	0.00	2,096,614.66	5,900.00	1,636,634.15	3,739,148.81	0.00	0.00	644,215.82	1,775,587.20	2,619,803.02	0.00	0.00	1,119,345.79	0.00
Repairs and Maintenance - Machinery and Equipment	502130509	1,000,000.00	(300,000.00)	700,000.00	1,000,000.00	(300,000.00)	0.00	0.00	700,000.00	0.00	13,000.00	518,877.36	531,877.36	0.00	0.00	0.00	13,000.00	435,000.00	448,000.00	0.00	168,122.64	83,877.36	0.00
Repairs and Maintenance - Vehicles	502130600	5,822,000.00	(2,863,140.95)	2,958,859.05	5,822,000.00	(2,863,140.95)	0.00	0.00	2,958,859.05	604,437.65	375,757.88	812,494.44	1,244,366.39	3,037,056.36	524,717.82	374,918.36	693,420.05	1,252,035.00	2,845,091.23	0.00	121,802.68	191,965.13	0.00
Repairs and Maintenance - Furniture and Fixtures	502130700	175,000.00	80,000.00	255,000.00	175,000.00	80,000.00	0.00	0.00	255,000.00	0.00	0.00	0.00	153,000.00	153,000.00	0.00	0.00	0.00	5,000.00	5,000.00	0.00	102,000.00	148,000.00	0.00
Repairs and Maintenance - Insurance Premiums and Other Fees	502150000	20,905,000.00	(1,223,200.00)	19,681,800.00	20,905,000.00	(1,223,200.00)	0.00	0.00	19,681,800.00	393,125.56	747,009.01	14,814,250.89	602,744.85	16,467,130.31	255,551.74	703,892.39	4,617,441.34	602,154.85	6,179,540.31	0.00	3,224,669.69	10,277,590.00	0.00
Repairs and Maintenance - Fees, Duties and Licenses	502150100	14,031,000.00	(3,269,400.00)	10,761,600.00	14,031,000.00	(3,269,400.00)	0.00	0.00	10,761,600.00	69,662.32	54,125.90	10,522,000.95	43,240.60	10,669,029.77	66,951.72	36,576.50	265,260.95	42,850.60	411,439.77	0.00	72,570.23	10,277,590.00	0.00
Repairs and Maintenance - Bond Premiums	502150200	400,000.00	0.00	400,000.00	400,000.00	0.00	0.00	400,000.00	61,125.00	151,500.00	10,875.00	0.00	223,500.00	33,750.00	157,500.00	32,250.00	0.00	223,500.00	0.00	176,500.00	0.00	0.00	0.00
Repairs and Maintenance - Insurance Expenses	502150300	6,474,000.00	2,046,200.00	8,520,200.00	6,474,000.00	2,046,200.00	0.00	0.00	8,520,200.00	162,338.24	541,383.11	4,281,374.94	559,504.25	5,544,600.54	155,250.02	509,915.88	4,319,930.39	559,504.25	5,844,600.54	0.00	2,975,599.46	0.00	0.00
Repairs and Maintenance - Other Maintenance and Operating Expenses	502990000	168,837,000.00	(3,406,787.29)	165,430,212.71	168,837,000.00	(3,406,787.29)	0.00	0.00	165,430,212.71	16,126,334.88	37,955,032.79	42,726,857.11	50,974,364.24	149,782,588.02	10,527,788.75	19,379,946.34	35,760,036.87	32,193,367.76	97,661,161.73	0.00	15,647,623.69	51,921,427.29	0.00
Repairs and Maintenance - Printing Expenses	502990100	4,321,000.00	(851,388.80)	3,469,611.20	4,321,000.00	(851,388.80)	0.00	0.00	3,469,611.20	0.00	573,964.80	177,172.80	2,148,064.80	2,896,302.40	0.00	209,697.60	408,156.00	245,330.40	663,164.00	0.00	571,308.80	2,035,118.40	0.00
Repairs and Maintenance - Printing and Publication Expenses	502990200	7,445,000.00	(3,805,540.00)	3,639,460.00	7,445,000.00	(3,805,540.00)	0.00	0.00	3,639,460.00	0.00	431,864.80	1,283,980.20	1,026,335.00	2,742,180.00	0.00	153,896.80	262,243.20	(97,780.00)	318,360.00	0.00	897,380.00	2,423,820.00	0.00
Repairs and Maintenance - Representation Expenses	502990300	50,123,000.00	18,281,771.54	68,404,771.54	50,123,000.00	18,281,771.54	0.00	0.00	68,404,771.54	5,392,682.10	9,851,819.26	15,624,853.62	28,678,834.37	59,548,189.35	1,656,170.53	6,802,390.41	12,042,118.98	13,307,656.19	33,811,335.11	0.00	8,556,582.19	25,736,854.24	0.00

This report was generated using the Unified Reporting System on 07/02/2020 11:31 version FAR1A 1.3. Status: SUBMITTED

3



Department of Energy (DOE)
 Office of the Secretary
 < not applicable >
 09 001 000000
 01 Regular Agency Fund
 (e.g. UACS Fund Cluster: 01-Regular Agency Fund, 02-Foreign Assisted Projects Fund, 03-Special Account-Locally Funded/Domestic Grants Fund, and 04-Special Account-Foreign Assisted/Foreign Grants Fund)

X	Current Year Appropriations
	Supplemental Appropriations
	Continuing Appropriations


Particulars	UACS CODE	Appropriations					Allotments			Obligations					Disbursements					Balances			
		Authorized Appropriations	Adjustments (Transfer To/From, Modifications/Augmentations)	Adjusted Appropriations	Allotments Received	Adjustments (Reductions, Modifications/Augmentations)	Transfer To	Transfer From	Adjusted Allotments	1st Quarter Ending March 31	2nd Quarter Ending June 30	3rd Quarter Ending Sept. 30	4th Quarter Ending Dec. 31	TOTAL	1st Quarter Ending March 31	2nd Quarter Ending June 30	3rd Quarter Ending Sept. 30	4th Quarter Ending Dec. 31	TOTAL	Unreleased Appropriations	Unobligated Allotments	Unpaid Obligations (15-20)=(23+24)	
																						10=[(6+(-)7)+8+9]	20=(16+17+18+19)
Transportation and Delivery Expenses	5029904000	1,446,000.00	2,130,000.00	3,576,000.00	1,446,000.00	2,130,000.00	0.00	0.00	3,576,000.00	30,000.00	55,000.00	10,350.00	3,149,650.00	3,245,000.00	0.00	40,000.00	45,000.00	60,000.00	145,000.00	0.00	331,000.00	3,100,000.00	0.00
Buildings - Building and Structures	5029905001	48,280,000.00	(8,592,693.50)	39,687,306.50	48,280,000.00	(8,592,693.50)	0.00	0.00	39,687,306.50	9,227,137.46	14,234,796.21	8,144,516.80	8,061,219.47	39,667,671.94	7,003,793.45	7,386,906.49	11,241,909.94	11,622,345.40	37,254,955.28	0.00	19,634.56	2,412,716.66	0.00
Motor Vehicles	5029905003	17,409,000.00	(7,726,060.00)	9,682,940.00	17,409,000.00	(7,726,060.00)	0.00	0.00	9,682,940.00	1,363,000.00	2,258,700.00	2,332,168.75	3,006,915.00	8,960,783.75	7,500.00	1,409,750.00	3,548,818.75	1,117,100.00	6,083,168.75	0.00	722,156.25	2,877,815.00	0.00
Equipment	5029905004	235,000.00	185,000.00	420,000.00	235,000.00	185,000.00	0.00	0.00	420,000.00	0.00	0.00	0.00	235,000.00	235,000.00	0.00	0.00	0.00	15,000.00	15,000.00	0.00	165,000.00	220,000.00	0.00
Membership Dues and Contributions to Organizations	5029906000	98,000.00	(50,750.00)	47,250.00	98,000.00	(50,750.00)	0.00	0.00	47,250.00	16,250.00	5,000.00	21,000.00	5,000.00	47,250.00	6,250.00	15,000.00	1,000.00	5,000.00	27,250.00	0.00	0.00	20,000.00	0.00
Software Subscription	5029907001	1,200,000.00	0.00	1,200,000.00	1,200,000.00	0.00	0.00	1,200,000.00	0.00	1,197,950.00	0.00	0.00	1,197,950.00	0.00	0.00	1,197,950.00	0.00	1,197,950.00	0.00	2,050.00	0.00	0.00	0.00
Subscription Expenses	5029907099	33,280,000.00	(2,977,126.53)	30,302,873.47	33,280,000.00	(2,977,126.53)	0.00	0.00	30,302,873.47	2,097,265.32	9,346,835.72	10,132,814.94	4,663,345.60	26,240,261.58	1,851,074.78	3,362,305.04	2,012,842.00	5,918,736.77	13,144,958.59	0.00	4,062,611.89	13,095,302.99	0.00
Printing	5029908000	5,000,000.00	0.00	5,000,000.00	5,000,000.00	0.00	0.00	5,000,000.00	0.00	0.00	5,000,000.00	0.00	5,000,000.00	0.00	0.00	0.00	5,000,000.00	0.00	5,000,000.00	0.00	0.00	0.00	0.00
Capital Outlays	5060400000	166,435,000.00	0.00	166,435,000.00	166,435,000.00	0.00	0.00	166,435,000.00	0.00	22,699,971.00	21,875,320.00	58,516,426.66	103,091,717.66	0.00	0.00	8,555,000.00	23,644,706.00	32,198,706.00	0.00	63,343,282.34	70,892,011.66	0.00	
Equipment, Plant and Equipment Outlay	5060400000	166,435,000.00	0.00	166,435,000.00	166,435,000.00	0.00	0.00	166,435,000.00	0.00	22,699,971.00	21,875,320.00	58,516,426.66	103,091,717.66	0.00	0.00	8,555,000.00	23,644,706.00	32,198,706.00	0.00	63,343,282.34	70,892,011.66	0.00	
Information and Communication Technology Equipment	5069405033	56,965,000.00	0.00	56,965,000.00	56,965,000.00	0.00	0.00	56,965,000.00	0.00	0.00	17,500,000.00	4,340,895.00	21,840,895.00	0.00	0.00	0.00	17,500,000.00	17,500,000.00	0.00	35,124,105.00	4,340,895.00	0.00	
Technical and Scientific Equipment	5069405014	22,970,000.00	0.00	22,970,000.00	22,970,000.00	0.00	0.00	22,970,000.00	0.00	14,144,971.00	2,875,320.00	3,440,000.00	20,460,291.00	0.00	0.00	0.00	6,144,706.00	6,144,706.00	0.00	2,509,709.00	14,315,585.00	0.00	
Software	5069405015	75,000,000.00	0.00	75,000,000.00	75,000,000.00	0.00	0.00	75,000,000.00	0.00	0.00	1,500,000.00	50,735,531.66	52,235,531.66	0.00	0.00	0.00	0.00	0.00	0.00	22,764,468.34	52,235,531.66	0.00	
Motor Vehicles	5060406001	11,500,000.00	0.00	11,500,000.00	11,500,000.00	0.00	0.00	11,500,000.00	0.00	8,555,000.00	0.00	0.00	8,555,000.00	0.00	0.00	8,555,000.00	0.00	8,555,000.00	0.00	2,945,000.00	0.00	0.00	
AUTOMATIC APPROPRIATIONS		50,029,000.00	1,056,718.00	51,085,718.00	51,085,718.00	0.00	0.00	51,085,718.00	7,689,120.33	11,798,529.52	14,365,958.04	17,232,110.11	51,085,718.00	7,689,120.33	11,798,529.52	14,365,958.04	12,932,983.54	46,786,591.43	0.00	0.00	4,299,126.57	0.00	
Retirement and Life Insurance Premiums	50,029,000.00	1,056,718.00	51,085,718.00	51,085,718.00	0.00	0.00	0.00	51,085,718.00	7,689,120.33	11,798,529.52	14,365,958.04	17,232,110.11	51,085,718.00	7,689,120.33	11,798,529.52	14,365,958.04	12,932,983.54	46,786,591.43	0.00	0.00	4,299,126.57	0.00	
SPECIAL PURPOSE FUNDS		0.00	64,409,487.00	64,409,487.00	0.00	64,409,487.00	0.00	0.00	64,409,487.00	15,060,426.42	7,742,832.29	902,702.57	40,556,869.24	64,262,860.52	14,976,052.57	7,632,934.86	1,092,015.74	23,234,445.93	46,935,449.10	0.00	146,626.48	17,327,411.42	0.00
Miscellaneous Personnel Benefits Fund	5010200000	0.00	53,662,675.00	53,662,675.00	0.00	53,662,675.00	0.00	0.00	53,662,675.00	13,810,142.77	0.00	0.00	39,705,910.00	53,516,052.77	13,805,184.66	0.00	22,383,456.69	36,168,641.35	0.00	146,622.23	17,327,411.42	0.00	
Compensation	5010200000	0.00	13,956,765.00	13,956,765.00	0.00	13,956,765.00	0.00	0.00	13,956,765.00	13,810,142.77	0.00	0.00	0.00	13,810,142.77	13,805,184.66	0.00	4,958.11	13,810,142.77	0.00	146,622.23	0.00	0.00	
Performance Based Bonus - Civilian	5010205014	0.00	13,956,765.00	13,956,765.00	0.00	13,956,765.00	0.00	0.00	13,956,765.00	13,810,142.77	0.00	0.00	0.00	13,810,142.77	13,805,184.66	0.00	4,958.11	13,810,142.77	0.00	146,622.23	0.00	0.00	
Other Personnel Benefits	5010403030	0.00	39,705,910.00	39,705,910.00	0.00	39,705,910.00	0.00	0.00	39,705,910.00	0.00	0.00	0.00	39,705,910.00	0.00	0.00	0.00	22,378,498.58	22,378,498.58	0.00	0.00	17,327,411.42	0.00	
Compensation for Filling of Positions - Civilian	5010499007	0.00	33,760,810.00	33,760,810.00	0.00	33,760,810.00	0.00	0.00	33,760,810.00	0.00	0.00	0.00	33,760,810.00	33,760,810.00	0.00	0.00	0.00	22,378,498.58	22,378,498.58	0.00	0.00	0.00	0.00
Other Personnel Benefits	5010499099	0.00	5,945,100.00	5,945,100.00	0.00	5,945,100.00	0.00	0.00	5,945,100.00	0.00	0.00	0.00	5,945,100.00	0.00	0.00	0.00	0.00	0.00	0.00	0.00	0.00	0.00	0.00
Pension and Gratuity Fund	5010499000	0.00	10,746,812.00	10,746,812.00	0.00	10,746,812.00	0.00	0.00	10,746,812.00	1,250,283.65	7,742,832.29	902,702.57	850,989.24	10,746,807.75	1,170,867.91	7,632,934.86	1,092,015.74	850,989.24	10,746,807.75	0.00	4.25	0.00	0.00
Other Personnel Benefits	5010499000	0.00	10,746,812.00	10,746,812.00	0.00	10,746,812.00	0.00	0.00	10,746,812.00	1,250,283.65	7,742,832.29	902,702.57	850,989.24	10,746,807.75	1,170,867.91	7,632,934.86	1,092,015.74	850,989.24	10,746,807.75	0.00	4.25	0.00	0.00
Terminal Leave Benefits - Civilian	5010403001	0.00	3,479,196.00	3,479,196.00	0.00	3,479,196.00	0.00	0.00	3,479,196.00	0.00	475,216.76	902,702.57	850,989.24	3,479,192.22	1,170,867.91	365,319.33	1,092,015.74	850,989.24	3,479,192.22	0.00	3.78	0.00	0.00
Other Personnel Benefits	5010499099	0.00	7,267,616.00	7,267,616.00	0.00	7,267,616.00	0.00	0.00	7,267,616.00	0.00	7,267,615.53	0.00	0.00	7,267,615.53	0.00	7,267,615.53	0.00	0.00	7,267,615.53	0.00	0.47	0.00	0.00


[Handwritten Signature]
4


Department : Department of Energy (DOE)
 Agency : Office of the Secretary
 Reporting Unit : < not applicable >
 Organization Code : 09 001 0000000
 Fund Cluster : 01 Regular Agency Fund
 (e.g. UACS Fund Cluster: 01-Regular Agency Fund, 02-Foreign Assisted Projects Fund, 03-Special Account-Locally Funded/Domestic Grants Fund, and 04-Special Account-Foreign Assisted/Foreign Grants Fund)


X	Current Year Appropriations
	Supplemental Appropriations
	Continuing Appropriations

Particulars	UACS CODE	Appropriations			Allotments			Obligations					Disbursements					Balances					
		Authorized Appropriations	Adjustments (Transfer To/From, Modifications/ Augmentations)	Adjusted Appropriations	Allotments Received	Adjustments (Reductions, Modifications/ Augmentations)	Transfer To	Transfer From	Adjusted Allotments	1st Quarter Ending March 31	2nd Quarter Ending June 30	3rd Quarter Ending Sept. 30	4th Quarter Ending Dec. 31	TOTAL	1st Quarter Ending March 31	2nd Quarter Ending June 30	3rd Quarter Ending Sept. 30	4th Quarter Ending Dec. 31	TOTAL	Unreleased Appropriations	Unobligated Allotments	Unpaid Obligations (15-20)=(23+24)	
																						Due and Demandable	Not Yet Due and Demandable
1	2	3	4	5=(3+4)	6	7	8	9	10=[(6+(-17)-8+9)]	11	12	13	14	15=(11+12+13+14)	16	17	18	19	20=(16+17+18+19)	21=(5-10)	22=(10-15)	23	24
ND TOTAL		1,393,473,000.00	65,466,205.00	1,458,939,205.00	1,392,622,446.00	64,409,487.00	0.00	0.00	1,457,031,933.00	192,825,437.96	322,849,153.19	280,888,103.26	517,607,953.99	1,314,270,648.40	144,956,488.01	246,850,471.15	254,743,983.95	368,797,000.13	1,015,347,943.24	1,907,272.00	142,761,284.60	298,922,705.16	0.00

Certified Correct:

 ELIS B. MORALES
 Date: 30/01/2020 9:38

Certified Correct:

 MYRNA C. PEÑARANDA
 Date: 30/01/2020 9:38

Recommending Approval:

 ARACELI A. SOLUTA
 Date: 30/01/2020 9:42

Approved By:

 RAUL B. AGUILOS COSSIO
 Date: 30/01/2020 9:58