

STATEMENT OF APPROPRIATIONS, ALLOTMENTS, OBLIGATIONS, DISBURSEMENTS AND BALANCES

As at the Quarter Ending September 30, 2019

Department: Department of Energy (DOE)  
 Agency/Entity: Office of the Secretary  
 Operating Unit: < not applicable >  
 Organization Code: 09 001 0000000  
 Fund Cluster: 01 Regular Agency Fund  
 (e.g. UACS Fund Cluster: 01-Regular Agency Fund, 02-Foreign Assisted Projects Fund, 03-Special Account-Locally Funded/Domestic Grants Fund, and 04-Special Account-Foreign)

	Current Year Appropriations
	Supplemental Appropriations
X	Continuing Appropriations


Particulars	UACS CODE	Appropriations			Allotments			Obligations					Disbursements				Balances							
		Authorized Appropriations	Adjustments (Transfer To/From, Modifications/Augmentations)	Adjusted Appropriations	Allotments Received	Adjustments (Reductions, Modifications/Augmentations)	Transfer To	Transfer From	Adjusted Allotments	1st Quarter Ending March 31	2nd Quarter Ending June 30	3rd Quarter Ending Sept. 30	4th Quarter Ending Dec. 31	TOTAL	1st Quarter Ending March 31	2nd Quarter Ending June 30	3rd Quarter Ending Sept. 30	4th Quarter Ending Dec. 31	TOTAL	Unreleased Appropriations	Unobligated Allotments	Unpaid Obligations (15-20)-(23+24)		
		3	4	5=(3+4)	6	7	8	9	10=[(6+(-)7)-8+9]	11	12	13	14	15=(11+12+13+14)	16	17	18	19	20=(16+17+18+19)	21=(5-10)	22=(10-15)	23	24	
SUMMARY		176,503,967.13	0.00	176,503,967.13	176,503,967.13	0.00	0.00	0.00	176,503,967.13	34,194,082.83	1,068,846.06	10,208,655.41	0.00	45,471,584.30	524,193.17	2,928,998.05	5,208,512.83	0.00	8,661,704.05	0.00	131,032,382.83	0.00	36,809,880.25	
1 CONTINUING APPROPRIATIONS		176,503,967.13	0.00	176,503,967.13	176,503,967.13	0.00	0.00	0.00	176,503,967.13	34,194,082.83	1,068,846.06	10,208,655.41	0.00	45,471,584.30	524,193.17	2,928,998.05	5,208,512.83	0.00	8,661,704.05	0.00	131,032,382.83	0.00	36,809,880.25	
Maintenance and Other Operating Expenses		119,863,292.09	0.00	119,863,292.09	119,863,292.09	0.00	0.00	0.00	119,863,292.09	8,066,053.23	1,068,846.06	513,552.92	0.00	3,648,452.21	524,193.17	2,928,998.05	3,791,512.83	0.00	7,244,704.05	0.00	110,214,839.88	0.00	2,403,748.16	
Traveling Expenses		12,813,987.29	0.00	12,813,987.29	12,813,987.29	0.00	0.00	0.00	12,813,987.29	66,355.00	86,586.50	(51,277.00)	0.00	101,664.50	51,342.50	61,049.00	(10,777.00)	0.00	101,614.50	0.00	12,712,322.79	0.00	50.00	
Traveling Expenses - Local	5020101000	6,681,938.82	0.00	6,681,938.82	6,681,938.82	0.00	0.00	0.00	6,681,938.82	66,355.00	86,586.50	(51,277.00)	0.00	101,664.50	51,342.50	61,049.00	(10,777.00)	0.00	101,614.50	0.00	6,580,274.32	0.00	50.00	
Traveling Expenses - Foreign	5020102000	6,132,048.47	0.00	6,132,048.47	6,132,048.47	0.00	0.00	0.00	6,132,048.47	0.00	0.00	0.00	0.00	0.00	0.00	0.00	0.00	0.00	0.00	6,132,048.47	0.00	0.00		
Training and Scholarship Expenses		6,852,077.17	0.00	6,852,077.17	6,852,077.17	0.00	0.00	0.00	6,852,077.17	0.00	0.00	0.00	0.00	0.00	0.00	0.00	0.00	0.00	0.00	6,852,077.17	0.00	0.00		
ICT Training Expenses	5020201001	4,038,279.84	0.00	4,038,279.84	4,038,279.84	0.00	0.00	0.00	4,038,279.84	0.00	0.00	0.00	0.00	0.00	0.00	0.00	0.00	0.00	0.00	4,038,279.84	0.00	0.00		
Training Expenses	5020201002	2,813,797.53	0.00	2,813,797.53	2,813,797.53	0.00	0.00	0.00	2,813,797.53	0.00	0.00	0.00	0.00	0.00	0.00	0.00	0.00	0.00	0.00	2,813,797.53	0.00	0.00		
Supplies and Materials Expenses		4,561,516.43	0.00	4,561,516.43	4,561,516.43	0.00	0.00	0.00	4,561,516.43	1,208,700.00	0.00	222,000.00	0.00	1,428,700.00	0.00	0.00	1,387,450.00	0.00	1,387,450.00	0.00	3,132,816.43	0.00	41,250.00	
ICT Office Supplies	5020301001	2,211,817.96	0.00	2,211,817.96	2,211,817.96	0.00	0.00	0.00	2,211,817.96	1,165,450.00	0.00	0.00	0.00	1,165,450.00	0.00	0.00	1,165,450.00	0.00	1,165,450.00	0.00	1,046,387.96	0.00	0.00	
Office Supplies Expenses	5020301002	762,404.70	0.00	762,404.70	762,404.70	0.00	0.00	0.00	762,404.70	0.00	0.00	0.00	0.00	0.00	0.00	0.00	0.00	0.00	0.00	762,404.70	0.00	0.00		
Accountable Forms Expenses	5020302000	200,000.00	0.00	200,000.00	200,000.00	0.00	0.00	0.00	200,000.00	0.00	0.00	0.00	0.00	0.00	0.00	0.00	0.00	0.00	0.00	200,000.00	0.00	0.00		
Medical, Dental and Laboratory Supplies	5020308000	303,034.82	0.00	303,034.82	303,034.82	0.00	0.00	0.00	303,034.82	0.00	0.00	0.00	0.00	0.00	0.00	0.00	0.00	0.00	0.00	303,034.82	0.00	0.00		
Fuel, Oil and Lubricants Expenses	5020309000	70,072.64	0.00	70,072.64	70,072.64	0.00	0.00	0.00	70,072.64	0.00	0.00	0.00	0.00	0.00	0.00	0.00	0.00	0.00	0.00	70,072.64	0.00	0.00		
Other Supplies and Materials Expenses	5020309000	1,014,186.31	0.00	1,014,186.31	1,014,186.31	0.00	0.00	0.00	1,014,186.31	41,250.00	0.00	222,000.00	0.00	263,250.00	0.00	0.00	222,000.00	0.00	222,000.00	0.00	750,936.31	0.00	41,250.00	
Utility Expenses		1,037,076.86	0.00	1,037,076.86	1,037,076.86	0.00	0.00	0.00	1,037,076.86	5,370.09	0.00	0.00	0.00	5,370.09	5,370.09	0.00	0.00	0.00	5,370.09	0.00	1,031,706.77	0.00	0.00	
Water Expenses	5020401000	588,528.63	0.00	588,528.63	588,528.63	0.00	0.00	0.00	588,528.63	891.30	0.00	0.00	0.00	891.30	891.30	0.00	0.00	0.00	891.30	0.00	587,637.33	0.00	0.00	
Electricity Expenses	5020402000	448,548.23	0.00	448,548.23	448,548.23	0.00	0.00	0.00	448,548.23	4,478.79	0.00	0.00	0.00	4,478.79	4,478.79	0.00	0.00	0.00	4,478.79	0.00	444,069.44	0.00	0.00	
Communication Expenses		1,623,356.12	0.00	1,623,356.12	1,623,356.12	0.00	0.00	0.00	1,623,356.12	59,648.77	878,495.60	269,206.40	0.00	1,007,350.77	25,238.43	21,800.00	274,805.52	0.00	321,843.95	0.00	616,005.35	0.00	685,806.82	
Postage and Courier Services	5020501000	164,691.45	0.00	164,691.45	164,691.45	0.00	0.00	0.00	164,691.45	0.00	0.00	0.00	0.00	0.00	0.00	0.00	0.00	0.00	0.00	164,691.45	0.00	0.00		
Mobile	5020502001	253,487.87	0.00	253,487.87	253,487.87	0.00	0.00	0.00	253,487.87	59,648.77	0.00	800.00	0.00	60,448.77	25,238.43	21,800.00	9,399.12	0.00	56,437.55	0.00	193,039.10	0.00	4,011.22	
Landline	5020502002	140,811.75	0.00	140,811.75	140,811.75	0.00	0.00	0.00	140,811.75	0.00	0.00	0.00	0.00	0.00	0.00	0.00	0.00	0.00	0.00	140,811.75	0.00	0.00		
Internet Subscription Expenses	5020503000	1,005,554.87	0.00	1,005,554.87	1,005,554.87	0.00	0.00	0.00	1,005,554.87	0.00	878,495.60	269,406.40	0.00	946,902.00	0.00	0.00	265,406.40	0.00	265,406.40	0.00	58,652.87	0.00	681,495.60	
Cable, Satellite, Telegraph and Radio	5020504000	58,810.18	0.00	58,810.18	58,810.18	0.00	0.00	0.00	58,810.18	0.00	0.00	0.00	0.00	0.00	0.00	0.00	0.00	0.00	0.00	58,810.18	0.00	0.00		
Confidential, Intelligence and Extraordinary		16,800.00	0.00	16,800.00	16,800.00	0.00	0.00	0.00	16,800.00	0.00	0.00	0.00	0.00	0.00	0.00	0.00	0.00	0.00	0.00	16,800.00	0.00	0.00		
Extraordinary and Miscellaneous Expenses	5021003000	16,800.00	0.00	16,800.00	16,800.00	0.00	0.00	0.00	16,800.00	0.00	0.00	0.00	0.00	0.00	0.00	0.00	0.00	0.00	0.00	16,800.00	0.00	0.00		
Professional Services		4,699,950.14	0.00	4,699,950.14	4,699,950.14	0.00	0.00	0.00	4,699,950.14	570,000.00	0.00	51,277.00	0.00	621,277.00	180,000.00	390,000.00	61,277.00	0.00	621,277.00	0.00	4,078,873.14	0.00	0.00	
Legal Services	5021101000	311,000.00	0.00	311,000.00	311,000.00	0.00	0.00	0.00	311,000.00	150,000.00	0.00	51,277.00	0.00	201,277.00	0.00	150,000.00	51,277.00	0.00	201,277.00	0.00	109,723.00	0.00	0.00	
ICT Consultancy Services	5021103001	2,000,000.00	0.00	2,000,000.00	2,000,000.00	0.00	0.00	0.00	2,000,000.00	0.00	0.00	0.00	0.00	0.00	0.00	0.00	0.00	0.00	0.00	2,000,000.00	0.00	0.00		
Consultancy Services	5021103002	295,745.81	0.00	295,745.81	295,745.81	0.00	0.00	0.00	295,745.81	240,000.00	0.00	0.00	0.00	240,000.00	0.00	240,000.00	0.00	0.00	240,000.00	0.00	55,745.81	0.00	0.00	
Other Professional Services	5021199000	2,093,204.33	0.00	2,093,204.33	2,093,204.33	0.00	0.00	0.00	2,093,204.33	180,000.00	0.00	0.00	0.00	180,000.00	180,000.00	0.00	0.00	0.00	180,000.00	0.00	1,913,204.33	0.00	0.00	
General Services		51,526,366.21	0.00	51,526,366.21	51,526,366.21	0.00	0.00	0.00	51,526,366.21	0.00	4,651.96	0.00	0.00	4,651.96	0.00	0.00	0.00	0.00	0.00	4,651.96	0.00	51,521,714.25	0.00	4,651.96
Janitorial Services	5021202000	1,193,416.64	0.00	1,193,416.64	1,193,416.64	0.00	0.00	0.00	1,193,416.64	0.00	0.00	0.00	0.00	0.00	0.00	0.00	0.00	0.00	0.00	1,193,416.64	0.00	0.00		
Security Services	5021203000	1,046,089.59	0.00	1,046,089.59	1,046,089.59	0.00	0.00	0.00	1,046,089.59	0.00	0.00	0.00	0.00	0.00	0.00	0.00	0.00	0.00	0.00	1,046,089.59	0.00	0.00		
Other General Services	5021299009	49,286,859.98	0.00	49,286,859.98	49,286,859.98	0.00	0.00	0.00	49,286,859.98	0.00	4,651.96	0.00	0.00	4,651.96	0.00	0.00	0.00	0.00	4,651.96	0.00	48,282,208.02	0.00	4,651.96	
Repairs and Maintenance		9,145,812.75	0.00	9,145,812.75	9,145,812.75	0.00	0.00	0.00	9,145,812.75	5,877,552.73	0.00	65,000.00	0.00	5,942,552.73	0.00	2,456,149.05	2,004,380.91	0.00	4,460,529.96	0.00	3,203,280.02	0.00	1,482,022.77	
Buildings	5021304001	3,419,705.40	0.00	3,419,705.40	3,419,705.40	0.00	0.00	0.00																


Department: Department of Energy (DOE)  
 Agency/Entity: Office of the Secretary  
 Operating Unit: < not applicable >  
 Organization Code: 09 001 0000000  
 Fund Cluster: 01 Regular Agency Fund


	Current Year Appropriations
	Supplemental Appropriations
X	Continuing Appropriations


(e.g. UACS Fund Cluster: 01-Regular Agency Fund, 02-Foreign Assisted Projects Fund, 03-Special Account-Locally Funded/Domestic Grants Fund, and 04-Special Account-Foreign)

Particulars	UACS CODE	Appropriations				Allotments			Obligations					Disbursements					Balances					
		Authorized Appropriations	Adjustments (Transfer To/From, Modifications/Augmentations)	Adjusted Appropriations	Allotments Received	Adjustments (Reductions, Modifications/Augmentations)	Transfer To	Transfer From	Adjusted Allotments	1st Quarter Ending March 31	2nd Quarter Ending June 30	3rd Quarter Ending Sept. 30	4th Quarter Ending Dec. 31	TOTAL	1st Quarter Ending March 31	2nd Quarter Ending June 30	3rd Quarter Ending Sept. 30	4th Quarter Ending Dec. 31	TOTAL	Unreleased Appropriations	Unobligated Allotments	Unpaid Obligations (15-20)-(23+24)		
																						Due and Demandable	Not Yet Due and Demandable	
		3	4	5=(3+4)	6	7	8	9	10=[(6+(-7) -8+9)]	11	12	13	14	15=(11+12+13+14)	16	17	18	19	20=(16+17+18+19)	21=(5-10)	22=(10-15)	23	24	
Donations	5029906000	5,000,000.00	0.00	5,000,000.00	5,000,000.00	0.00	0.00	0.00	5,000,000.00	0.00	0.00	0.00	0.00	0.00	0.00	0.00	0.00	0.00	0.00	0.00	0.00	5,000,000.00	0.00	0.00
Capital Outlays		56,640,675.04	0.00	56,640,675.04	56,640,675.04	0.00	0.00	0.00	56,640,675.04	26,128,029.60	0.00	9,695,102.49	0.00	35,823,132.09	0.00	0.00	1,417,000.00	0.00	1,417,000.00	0.00	0.00	20,817,542.95	0.00	34,406,132.09
Property, Plant and Equipment Outlay		56,640,675.04	0.00	56,640,675.04	56,640,675.04	0.00	0.00	0.00	56,640,675.04	26,128,029.60	0.00	9,695,102.49	0.00	35,823,132.09	0.00	0.00	1,417,000.00	0.00	1,417,000.00	0.00	0.00	20,817,542.95	0.00	34,406,132.09
Communication Networks	5060403006	2,541,000.00	0.00	2,541,000.00	2,541,000.00	0.00	0.00	0.00	2,541,000.00	0.00	0.00	1,948,506.49	0.00	1,948,506.49	0.00	0.00	0.00	0.00	0.00	0.00	0.00	592,493.51	0.00	1,948,506.49
Office Equipment	5060405002	125,320.00	0.00	125,320.00	125,320.00	0.00	0.00	0.00	125,320.00	0.00	0.00	0.00	0.00	0.00	0.00	0.00	0.00	0.00	0.00	0.00	0.00	125,320.00	0.00	0.00
Information and Communication Technology	5060405003	20,699,856.00	0.00	20,699,856.00	20,699,856.00	0.00	0.00	0.00	20,699,856.00	6,290,000.00	0.00	7,324,016.00	0.00	13,614,016.00	0.00	0.00	0.00	0.00	0.00	0.00	0.00	7,085,840.00	0.00	13,614,016.00
Communication Equipment	5060405007	24,428.00	0.00	24,428.00	24,428.00	0.00	0.00	0.00	24,428.00	0.00	0.00	0.00	0.00	0.00	0.00	0.00	0.00	0.00	0.00	0.00	0.00	24,428.00	0.00	0.00
Printing Equipment	5060405012	2,867,000.00	0.00	2,867,000.00	2,867,000.00	0.00	0.00	0.00	2,867,000.00	1,417,000.00	0.00	0.00	0.00	1,417,000.00	0.00	0.00	1,417,000.00	0.00	1,417,000.00	0.00	0.00	1,450,000.00	0.00	0.00
Technical and Scientific Equipment	5060405014	1,200,000.00	0.00	1,200,000.00	1,200,000.00	0.00	0.00	0.00	1,200,000.00	285,529.60	0.00	422,580.00	0.00	708,109.60	0.00	0.00	0.00	0.00	0.00	0.00	0.00	491,890.40	0.00	708,109.60
ICT Software	5060405015	27,421,771.04	0.00	27,421,771.04	27,421,771.04	0.00	0.00	0.00	27,421,771.04	18,135,500.00	0.00	0.00	0.00	18,135,500.00	0.00	0.00	0.00	0.00	0.00	0.00	0.00	9,286,271.04	0.00	18,135,500.00
Motor Vehicles	5060406001	1,726,700.00	0.00	1,726,700.00	1,726,700.00	0.00	0.00	0.00	1,726,700.00	0.00	0.00	0.00	0.00	0.00	0.00	0.00	0.00	0.00	0.00	0.00	0.00	1,726,700.00	0.00	0.00
Furniture and Fixtures	5060407001	34,600.00	0.00	34,600.00	34,600.00	0.00	0.00	0.00	34,600.00	0.00	0.00	0.00	0.00	0.00	0.00	0.00	0.00	0.00	0.00	0.00	0.00	34,600.00	0.00	0.00
GRAND TOTAL		176,503,967.13	0.00	176,503,967.13	176,503,967.13	0.00	0.00	0.00	176,503,967.13	34,194,082.83	1,068,846.06	10,208,655.41	0.00	45,471,584.30	524,193.17	2,928,998.05	5,208,512.83	0.00	8,661,704.05	0.00	0.00	131,032,382.83	0.00	36,809,880.25

Certified Correct:  
  
 Elisa B. Morales  
 Chief, Budget Division  
 Date: \_\_\_\_\_

  
 Maria G. Peñaranda  
 SAC, Accounting Division  
 Date: \_\_\_\_\_

Recommending Approval:  
  
 Araceli A. S. Soluta  
 Director, Financial Services  
 Date: \_\_\_\_\_

Approved By:  
  
 Saul B. Aguilar, CESOT  
 Undersecretary  
 Date: \_\_\_\_\_