

STATEMENT OF APPROPRIATIONS, ALLOTMENTS, OBLIGATIONS, DISBURSEMENTS AND BALANCES

As at the Quarter Ending December 31, 2020

Department: Department of Energy (DOE)
 Agency: Office of the Secretary
 Operating Unit: < not applicable >
 Organization Code: 09 001 0000000
 Fund Cluster: 01 Regular Agency Fund

	Current Year
	Supplemental
X	Continuing Appropriations

(e.g. UACS Fund Cluster: 01-Regular Agency Fund, 02-Foreign Assisted Projects Fund, 03-Special Account-Locally Funded/Domestic Grants Fund, and 04-Special Account-Foreign Assisted/Foreign Grants Fund)

Particulars	UACS CODE	Appropriations			Allotments			Current Year Obligations					Current Year Disbursements					Balances					
		Authorized Appropriations	Adjustments (Transfer To/From, Realignment)	Adjusted Appropriations	Allotments Received	Adjustments (Withdrawal, Realignment)	Transfer To	Transfer From	Adjusted Total Allotments	1st Quarter Ending March 31	2nd Quarter Ending June 30	3rd Quarter Ending Sept. 30	4th Quarter Ending Dec. 31	TOTAL	1st Quarter Ending March 31	2nd Quarter Ending June 30	3rd Quarter Ending Sept. 30	4th Quarter Ending Dec. 31	TOTAL	Unreleased Appro	Unobligated Allotments	Unpaid Obligations	
		3	4	5=(3+4)	6	7	8	9	10=[(6+)-(7)-8+9]	11	12	13	14	15=[(11+12+13+14)]	16	17	18	19	20=[(16+17+18+19)]	21=[(5-10)]	22=[(10-15)]	23	24
I. Continuing Appropriations		142,761,284.60	0.00	142,761,284.60	142,761,284.60	0.00	0.00	0.00	142,761,284.60	29,303,053.61	1,769,553.07	670,410.70	55,414,643.06	87,157,660.44	3,565,788.83	1,817,247.95	3,010,500.00	10,518,978.67	18,912,515.45	0.00	55,603,624.16	68,245,144.99	0.00
I. Agency Specific Budget		142,761,284.60	0.00	142,761,284.60	142,761,284.60	0.00	0.00	0.00	142,761,284.60	29,303,053.61	1,769,553.07	670,410.70	55,414,643.06	87,157,660.44	3,565,788.83	1,817,247.95	3,010,500.00	10,518,978.67	18,912,515.45	0.00	55,603,624.16	68,245,144.99	0.00
General Administration and Support	1000000000000000	73,457,795.33	0.00	73,457,795.33	73,457,795.33	0.00	0.00	0.00	73,457,795.33	18,178,561.16	1,769,553.07	670,410.70	27,295,374.12	47,913,899.05	3,533,680.20	1,817,247.95	3,010,500.00	8,768,978.67	17,130,406.82	0.00	25,543,896.28	30,783,492.23	0.00
General Management and Supervision	100000100001000	73,457,795.33	0.00	73,457,795.33	73,457,795.33	0.00	0.00	0.00	73,457,795.33	18,178,561.16	1,769,553.07	670,410.70	27,295,374.12	47,913,899.05	3,533,680.20	1,817,247.95	3,010,500.00	8,768,978.67	17,130,406.82	0.00	25,543,896.28	30,783,492.23	0.00
PS		146,628.94	26,048,069.00	26,194,697.94	146,628.94	26,048,069.00	0.00	0.00	26,194,697.94	0.00	0.00	0.00	26,038,926.20	26,038,926.20	0.00	0.00	0.00	6,177,612.00	6,177,612.00	0.00	155,771.74	19,861,314.20	0.00
MOOE		38,366,166.39	(26,048,069.00)	12,318,097.39	38,366,166.39	(26,048,069.00)	0.00	0.00	12,318,097.39	6,162,631.16	1,769,553.07	670,410.70	1,256,147.92	9,859,042.85	3,533,680.20	1,817,247.95	0.00	2,591,366.67	7,942,294.82	0.00	2,459,054.54	1,916,748.03	0.00
CO		34,945,000.00	0.00	34,945,000.00	34,945,000.00	0.00	0.00	0.00	34,945,000.00	12,015,930.00	0.00	0.00	0.00	12,015,930.00	0.00	0.00	3,010,500.00	0.00	3,010,500.00	0.00	22,929,070.00	9,005,430.00	0.00
Sub-Total, General Administration and Support		73,457,795.33	0.00	73,457,795.33	73,457,795.33	0.00	0.00	0.00	73,457,795.33	18,178,561.16	1,769,553.07	670,410.70	27,295,374.12	47,913,899.05	3,533,680.20	1,817,247.95	3,010,500.00	8,768,978.67	17,130,406.82	0.00	25,543,896.28	30,783,492.23	0.00
PS		146,628.94	26,048,069.00	26,194,697.94	146,628.94	26,048,069.00	0.00	0.00	26,194,697.94	0.00	0.00	0.00	26,038,926.20	26,038,926.20	0.00	0.00	0.00	6,177,612.00	6,177,612.00	0.00	155,771.74	19,861,314.20	0.00
MOOE		38,366,166.39	(26,048,069.00)	12,318,097.39	38,366,166.39	(26,048,069.00)	0.00	0.00	12,318,097.39	6,162,631.16	1,769,553.07	670,410.70	1,256,147.92	9,859,042.85	3,533,680.20	1,817,247.95	0.00	2,591,366.67	7,942,294.82	0.00	2,459,054.54	1,916,748.03	0.00
FinEx (if Applicable)		0.00	0.00	0.00	0.00	0.00	0.00	0.00	0.00	0.00	0.00	0.00	0.00	0.00	0.00	0.00	0.00	0.00	0.00	0.00	0.00	0.00	0.00
CO		34,945,000.00	0.00	34,945,000.00	34,945,000.00	0.00	0.00	0.00	34,945,000.00	12,015,930.00	0.00	0.00	0.00	12,015,930.00	0.00	0.00	3,010,500.00	0.00	3,010,500.00	0.00	22,929,070.00	9,005,430.00	0.00
Support to Operations	2000000000000000	65,883,825.88	0.00	65,883,825.88	65,883,825.88	0.00	0.00	0.00	65,883,825.88	11,024,492.45	0.00	0.00	28,118,484.94	39,142,977.39	32,108.63	0.00	0.00	1,650,000.00	1,682,108.63	0.00	26,740,548.49	37,460,868.76	0.00
Provision of legal advice, legal counselling and legal support to service contract negotiations and hearings; serves as the official legislative liaison to the Congress of the Philippines	200000100001000	1,340,598.68	0.00	1,340,598.68	1,340,598.68	0.00	0.00	0.00	1,340,598.68	163,232.15	0.00	0.00	0.00	163,232.15	13,232.15	0.00	0.00	150,000.00	163,232.15	0.00	1,177,366.53	0.00	0.00
MOOE		1,340,598.68	0.00	1,340,598.68	1,340,598.68	0.00	0.00	0.00	1,340,598.68	163,232.15	0.00	0.00	0.00	163,232.15	13,232.15	0.00	0.00	150,000.00	163,232.15	0.00	1,177,366.53	0.00	0.00
Formulation of policies, plans and programs relative to information and communications technology, geoinformatics and data information management. Ensures effective deployment, utilization and maintenance of ICT	200000100002000	62,903,330.07	0.00	62,903,330.07	62,903,330.07	0.00	0.00	0.00	62,903,330.07	10,767,070.18	0.00	0.00	28,118,484.94	38,885,555.12	10,474.72	0.00	0.00	1,500,000.00	1,510,474.72	0.00	24,017,774.95	37,375,080.40	0.00
PS		0.00	10,202,158.00	10,202,158.00	0.00	10,202,158.00	0.00	0.00	10,202,158.00	0.00	0.00	0.00	10,202,158.00	10,202,158.00	0.00	0.00	0.00	0.00	0.00	0.00	0.00	10,202,158.00	0.00
MOOE		37,014,756.73	(10,202,158.00)	26,812,598.73	37,014,756.73	(10,202,158.00)	0.00	0.00	26,812,598.73	767,070.18	0.00	0.00	15,222,495.54	15,989,565.72	10,474.72	0.00	0.00	0.00	10,474.72	0.00	10,823,033.01	15,979,091.00	0.00
CO		25,888,573.34	0.00	25,888,573.34	25,888,573.34	0.00	0.00	0.00	25,888,573.34	10,000,000.00	0.00	0.00	2,693,831.40	12,693,831.40	0.00	0.00	0.00	1,500,000.00	1,500,000.00	0.00	13,194,741.94	11,193,831.40	0.00
Provision and conduct of laboratory services in support of exploration and development of indigenous energy resources, as well as, to promote energy efficiency through research and calibration testing	200000100003000	343,899.12	0.00	343,899.12	343,899.12	0.00	0.00	0.00	343,899.12	94,190.12	0.00	0.00	0.00	94,190.12	8,401.76	0.00	0.00	0.00	8,401.76	0.00	249,709.00	85,788.36	0.00
MOOE		94,190.12	0.00	94,190.12	94,190.12	0.00	0.00	0.00	94,190.12	94,190.12	0.00	0.00	0.00	94,190.12	8,401.76	0.00	0.00	0.00	8,401.76	0.00	0.00	85,788.36	0.00

This report was generated using the Unified Reporting System on 19/02/2021 03:02 version.FAR1.1.1 ; Status : PENDING

Department: Department of Energy (DOE)
 Agency: Office of the Secretary
 Operating Unit: < not applicable >
 Organization Code: 09 001 0030000
 Fund Cluster: 01 Regular Agency Fund

	Current Year
	Supplemental
X	Continuing Appropriations

(e.g. UACS Fund Cluster: 01-Regular Agency Fund, 02-Foreign Assisted Projects Fund, 03-Special Account-Locally Funded/Domestic Grants Fund, and 04-Special Account-Foreign Assisted/Foreign Grants Fund)

Particulars	UACS CODE	Appropriations			Allotments					Current Year Obligations					Current Year Disbursements					Balances			
		Authorized Appropriations	Adjustments (Transfer To/From, Realignment)	Adjusted Appropriations	Allotments Received	Adjustments (Withdrawal, Realignment)	Transfer To	Transfer From	Adjusted Total Allotments	1st Quarter Ending March 31	2nd Quarter Ending June 30	3rd Quarter Ending Sept. 30	4th Quarter Ending Dec. 31	TOTAL	1st Quarter Ending March 31	2nd Quarter Ending June 30	3rd Quarter Ending Sept. 30	4th Quarter Ending Dec. 31	TOTAL	Unreleased Appro	Unobligated Allotments	Unpaid Obligations	
																						Due and Demandable	Not Yet Due and Demandable
1	2	3	4	5=(3+4)	6	7	8	9	10=[(6+(-17)+8+9)]	11	12	13	14	15=(11+12+13+14)	16	17	18	19	20=(16+17+18+19)	21=(5-10)	22=(10-15)	23	24
CO		249,709.00	0.00	249,709.00	249,709.00	0.00	0.00	0.00	249,709.00	0.00	0.00	0.00	0.00	0.00	0.00	0.00	0.00	0.00	0.00	0.00	249,709.00	0.00	0.00
Extension and enhancement of energy resource exploration, development and utilization; and energy industry management and control activities in the areas of Luzon, Visayas and Mindanao	200000100004000	1,295,998.01	0.00	1,295,998.01	1,295,998.01	0.00	0.00	0.00	1,295,998.01	0.00	0.00	0.00	0.00	0.00	0.00	0.00	0.00	0.00	0.00	0.00	1,295,998.01	0.00	0.00
MOOE		1,287,998.01	0.00	1,287,998.01	1,287,998.01	0.00	0.00	0.00	1,287,998.01	0.00	0.00	0.00	0.00	0.00	0.00	0.00	0.00	0.00	0.00	0.00	1,287,998.01	0.00	0.00
CO		8,000.00	0.00	8,000.00	8,000.00	0.00	0.00	0.00	8,000.00	0.00	0.00	0.00	0.00	0.00	0.00	0.00	0.00	0.00	0.00	0.00	8,000.00	0.00	0.00
Sub-Total, Support to Operations		65,883,825.88	0.00	65,883,825.88	65,883,825.88	0.00	0.00	0.00	65,883,825.88	11,024,492.45	0.00	0.00	28,118,484.94	39,142,977.39	32,108.63	0.00	1,650,000.00	1,682,108.63	0.00	26,740,848.49	37,460,868.76	0.00	0.00
PS		0.00	10,202,158.00	10,202,158.00	0.00	10,202,158.00	0.00	0.00	10,202,158.00	0.00	0.00	0.00	10,202,158.00	10,202,158.00	0.00	0.00	0.00	0.00	0.00	0.00	0.00	10,202,158.00	0.00
MOOE		39,737,543.54	(10,202,158.00)	29,535,385.54	39,737,543.54	(10,202,158.00)	0.00	0.00	29,535,385.54	1,024,492.45	0.00	0.00	15,222,495.54	16,246,997.99	32,108.63	0.00	150,000.00	162,108.63	0.00	13,288,397.55	16,064,879.36	0.00	0.00
FinEx (if Applicable)		0.00	0.00	0.00	0.00	0.00	0.00	0.00	0.00	0.00	0.00	0.00	0.00	0.00	0.00	0.00	0.00	0.00	0.00	0.00	0.00	0.00	0.00
CO		26,146,282.34	0.00	26,146,282.34	26,146,282.34	0.00	0.00	0.00	26,146,282.34	10,000,000.00	0.00	0.00	2,693,831.40	12,693,831.40	0.00	0.00	1,500,000.00	1,500,000.00	0.00	13,452,450.94	11,193,831.40	0.00	0.00
Operations	300000000000000	3,419,663.39	0.00	3,419,663.39	3,419,663.39	0.00	0.00	0.00	3,419,663.39	100,000.00	0.00	0.00	784.00	100,784.00	0.00	0.00	100,000.00	100,000.00	0.00	3,318,879.39	784.00	0.00	0.00
OO : Required energy supply level attained		1,167,663.39	0.00	1,167,663.39	1,167,663.39	0.00	0.00	0.00	1,167,663.39	100,000.00	0.00	0.00	784.00	100,784.00	0.00	0.00	100,000.00	100,000.00	0.00	1,068,879.39	784.00	0.00	0.00
CONVENTIONAL ENERGY DEVELOPMENT PROGRAM		757,232.50	0.00	757,232.50	757,232.50	0.00	0.00	0.00	757,232.50	0.00	0.00	0.00	0.00	0.00	0.00	0.00	0.00	0.00	0.00	757,232.50	0.00	0.00	0.00
Promotion of exploration, development and production of conventional energy resources	310200100001000	757,232.50	0.00	757,232.50	757,232.50	0.00	0.00	0.00	757,232.50	0.00	0.00	0.00	0.00	0.00	0.00	0.00	0.00	0.00	0.00	757,232.50	0.00	0.00	0.00
MOOE		757,232.50	0.00	757,232.50	757,232.50	0.00	0.00	0.00	757,232.50	0.00	0.00	0.00	0.00	0.00	0.00	0.00	0.00	0.00	0.00	757,232.50	0.00	0.00	0.00
DOWNSTREAM ENERGY DEVELOPMENT PROGRAM		296,549.14	0.00	296,549.14	296,549.14	0.00	0.00	0.00	296,549.14	0.00	0.00	0.00	784.00	784.00	0.00	0.00	0.00	0.00	0.00	295,765.14	784.00	0.00	0.00
Supervision and regulation of the downstream oil and natural gas industries	310400100002000	296,549.14	0.00	296,549.14	296,549.14	0.00	0.00	0.00	296,549.14	0.00	0.00	0.00	784.00	784.00	0.00	0.00	0.00	0.00	0.00	295,765.14	784.00	0.00	0.00
MOOE		296,549.14	0.00	296,549.14	296,549.14	0.00	0.00	0.00	296,549.14	0.00	0.00	0.00	784.00	784.00	0.00	0.00	0.00	0.00	0.00	295,765.14	784.00	0.00	0.00
ELECTRIC POWER INDUSTRY DEVELOPMENT PROGRAM		113,881.75	0.00	113,881.75	113,881.75	0.00	0.00	0.00	113,881.75	100,000.00	0.00	0.00	0.00	100,000.00	0.00	0.00	0.00	100,000.00	100,000.00	0.00	13,881.75	0.00	0.00
Management of the restructured electric power industry	310500100001000	113,881.75	0.00	113,881.75	113,881.75	0.00	0.00	0.00	113,881.75	100,000.00	0.00	0.00	0.00	100,000.00	0.00	0.00	0.00	100,000.00	100,000.00	0.00	13,881.75	0.00	0.00
MOOE		113,881.75	0.00	113,881.75	113,881.75	0.00	0.00	0.00	113,881.75	100,000.00	0.00	0.00	0.00	100,000.00	0.00	0.00	0.00	100,000.00	100,000.00	0.00	13,881.75	0.00	0.00
OO : Sustainable consumption of energy promoted and achieved		2,252,000.00	0.00	2,252,000.00	2,252,000.00	0.00	0.00	0.00	2,252,000.00	0.00	0.00	0.00	0.00	0.00	0.00	0.00	0.00	0.00	0.00	2,252,000.00	0.00	0.00	0.00
ENERGY EFFICIENCY AND CONSERVATION PROGRAM		2,252,000.00	0.00	2,252,000.00	2,252,000.00	0.00	0.00	0.00	2,252,000.00	0.00	0.00	0.00	0.00	0.00	0.00	0.00	0.00	0.00	0.00	2,252,000.00	0.00	0.00	0.00
Conduct of energy audit services	320100100003000	2,252,000.00	0.00	2,252,000.00	2,252,000.00	0.00	0.00	0.00	2,252,000.00	0.00	0.00	0.00	0.00	0.00	0.00	0.00	0.00	0.00	0.00	2,252,000.00	0.00	0.00	0.00
CO		2,252,000.00	0.00	2,252,000.00	2,252,000.00	0.00	0.00	0.00	2,252,000.00	0.00	0.00	0.00	0.00	0.00	0.00	0.00	0.00	0.00	0.00	2,252,000.00	0.00	0.00	0.00

This report was generated using the Unified Reporting System on 19/02/2021 03:02 version.FAR1.1.1 ; Status : PENDING


Department: Department of Energy (DOE)
 Agency: Office of the Secretary
 Operating Unit: < not applicable >
 Organization Code: 09 001 0000000
 Fund Cluster: 01 Regular Agency Fund

	Current Year
	Supplemental
X	Continuing Appropriations

(e.g. UACS Fund Cluster: 01-Regular Agency Fund, 02-Foreign Assisted Projects Fund, 03-Special Account-Locally Funded/Domestic Grants Fund, and 04-Special Account-Foreign Assisted/Foreign Grants Fund)


Particulars	UACS CODE	Appropriations			Allotments				Current Year Obligations					Current Year Disbursements				Balances					
		Authorized Appropriations	Adjustments (Transfer To/From, Realignment)	Adjusted Appropriations	Allotments Received	Adjustments (Withdrawal, Realignment)	Transfer To	Transfer From	Adjusted Total Allotments	1st Quarter Ending March 31	2nd Quarter Ending June 30	3rd Quarter Ending Sept. 30	4th Quarter Ending Dec. 31	TOTAL	1st Quarter Ending March 31	2nd Quarter Ending June 30	3rd Quarter Ending Sept. 30	4th Quarter Ending Dec. 31	TOTAL	Unreleased Appro	Unobligated Allotments	Unpaid Obligations	
																						Due and Demandable	Not Yet Due and Demandable
1	2	3	4	5=(3+4)	6	7	8	9	10=((6+(-)7)+(-)8)	11	12	13	14	15=(11+12+13+14)	16	17	18	19	20=(16+17+18+19)	21=(5-10)	22=(10-15)	23	24
Sub-Total, Operations		3,419,663.39	0.00	3,419,663.39	3,419,663.39	0.00	0.00	0.00	3,419,663.39	100,000.00	0.00	0.00	784.00	100,784.00	0.00	0.00	0.00	100,000.00	100,000.00	0.00	3,318,879.39	784.00	0.00
PS		0.00	0.00	0.00	0.00	0.00	0.00	0.00	0.00	0.00	0.00	0.00	0.00	0.00	0.00	0.00	0.00	0.00	0.00	0.00	0.00	0.00	0.00
MOOE		1,167,663.39	0.00	1,167,663.39	1,167,663.39	0.00	0.00	0.00	1,167,663.39	100,000.00	0.00	0.00	784.00	100,784.00	0.00	0.00	0.00	100,000.00	100,000.00	0.00	1,066,879.39	784.00	0.00
FinEx (if Applicable)		0.00	0.00	0.00	0.00	0.00	0.00	0.00	0.00	0.00	0.00	0.00	0.00	0.00	0.00	0.00	0.00	0.00	0.00	0.00	0.00	0.00	0.00
CO		2,252,000.00	0.00	2,252,000.00	2,252,000.00	0.00	0.00	0.00	2,252,000.00	0.00	0.00	0.00	0.00	0.00	0.00	0.00	0.00	0.00	0.00	0.00	2,252,000.00	0.00	0.00
GRAND TOTAL		142,761,284.60	0.00	142,761,284.60	142,761,284.60	0.00	0.00	0.00	142,761,284.60	29,303,053.61	1,769,553.07	670,410.70	55,414,643.06	87,157,660.44	3,565,788.83	1,817,247.95	3,010,500.00	10,518,976.67	18,912,515.45	0.00	55,603,624.16	68,245,144.99	0.00
PS		146,628.94	36,250,227.00	36,396,855.94	146,628.94	36,250,227.00	0.00	0.00	36,396,855.94	0.00	0.00	0.00	36,241,084.20	36,241,084.20	0.00	0.00	0.00	6,177,612.00	6,177,612.00	0.00	155,771.74	30,063,472.20	0.00
MOOE		79,271,373.32	(36,250,227.00)	43,021,146.32	79,271,373.32	(36,250,227.00)	0.00	0.00	43,021,146.32	7,287,123.61	1,769,553.07	670,410.70	16,479,727.46	26,206,814.84	3,565,788.83	1,817,247.95	0.00	2,841,366.67	8,224,403.45	0.00	16,814,331.48	17,982,411.39	0.00
FinEx (if Applicable)		0.00	0.00	0.00	0.00	0.00	0.00	0.00	0.00	0.00	0.00	0.00	0.00	0.00	0.00	0.00	0.00	0.00	0.00	0.00	0.00	0.00	0.00
CO		63,343,282.34	0.00	63,343,282.34	63,343,282.34	0.00	0.00	0.00	63,343,282.34	22,015,930.00	0.00	0.00	2,693,831.40	24,709,761.40	0.00	0.00	3,010,500.00	1,500,000.00	4,510,500.00	0.00	38,633,520.94	20,199,261.40	0.00

Certified Correct:


 ELISA B. MORALES
 CHIEF, BUDGET DIVISION

Date:

Certified Correct:


 MARIQUITA E. TALAMAYAN
 OIC, ACCOUNTING DIVISION


Date:

Recommending Approval:


 ARACELI A. S. SOLUTA
 DIRECTOR, FINANCIAL SERVICES

Date:

Approved By:


 ROBERT B. UY
 ASEC & OIC, UNDERSECRETARY for Finance & Admin.

Date: