

Republic of the Philippines
DEPARTMENT OF ENERGY
(Kagawaran ng Enerhiya)

Secretary WENDEL E. AVISADO
Department of Budget and Management
Boncodin Hall, General Solano St., San Miguel, Manila

Attention: **Director Cristina B. Clasara**
Budget Management Bureau for Security, Ecological
Protection, Climate Change Management Sector

Dear **Secretary Avisado**:

In accordance with Joint Circular No. 2019-01 of the Department of Budget and Management and the Commission on Audit dated January 01, 2019, we are respectfully submitting the revised reports for the quarter ending December 31, 2020 for Funds 101 and 151:

- a.) Statement of Appropriations, Allotments, Obligations, Disbursements and Balances, FAR No. 1;
- b.) Statement of Appropriations, Allotments, Obligations, Disbursements and Balances by Object of Expenditures, FAR No. 1-A;
- c.) List of Allotments and Sub-Allotments, FAR No. 1-B;
- d.) Aging Due and Demandable Obligations, FAR No. 3 and
- e.) Quarterly Physical Report of Operation, Bar No. 1

With this submission, we hope that we have complied with your requirements.

Very truly yours,

ROBERT B. UY
Assistant Secretary and
OIC, Office of Undersecretary
for Finance and Admin

Cc: Senate of the Philippines – LBRMO
House of Representatives – Committee on Appropriations
Commission on Audit
AO No. 25 Secretariat

STATEMENT OF APPROPRIATIONS, ALLOTMENTS, OBLIGATIONS, DISBURSEMENTS AND BALANCES

As at the Quarter Ending December 31, 2020

Department : Department of Energy (DOE)
 Agency/Entity : Office of the Secretary
 Operating Unit : < not applicable >
 Organization Code : 09 001 000000
 Fund Cluster : 01 Regular Agency Fund

| | |
|---|-----------------------------|
| X | Current Year Appropriations |
| | Supplemental |
| | Continuing Appropriations |

(e.g. UACS Fund Cluster: 01-Regular Agency Fund, 02-Foreign Assisted Projects Fund, 03-Special Account-Locally Funded/Domestic Grants Fund, and 04-Special Account-Foreign Assisted/Foreign Grants Fund)

| Particulars | UACS CODE | Appropriations | | | Allotments | | | | Current Year Obligations | | | | | Current Year Disbursements | | | | Balances | | | | | |
|--|----------------------|---------------------------|----------------------------------|-------------------------|---------------------|--|-------------|---------------|---------------------------|-----------------------------|----------------------------|-----------------------------|----------------------------|----------------------------|-----------------------------|----------------------------|-----------------------------|----------------------------|--------------------|------------------|------------------------|------------------------------------|------|
| | | Authorized Appropriations | Transfer To/From, Modifications/ | Adjusted Appropriations | Allotments Received | Adjustments (Reductions, Modifications/ Augmentations) | Transfer To | Transfer From | Adjusted Total Allotments | 1st Quarter Ending March 31 | 2nd Quarter Ending June 30 | 3rd Quarter Ending Sept. 30 | 4th Quarter Ending Dec. 31 | TOTAL | 1st Quarter Ending March 31 | 2nd Quarter Ending June 30 | 3rd Quarter Ending Sept. 30 | 4th Quarter Ending Dec. 31 | TOTAL | Unreleased Appro | Unobligated Allotments | Unpaid Obligations (15-20)=(23+24) | |
| | | 3 | 4 | 5=(3+4) | 6 | 7 | 8 | 9 | 10=[(6+(7)-8)+9] | 11 | 12 | 13 | 14 | 15=[(11+12+13+14)] | 16 | 17 | 18 | 19 | 20=[(16+17+18+19)] | 21 | 22 | 23 | 24 |
| L Agency Specific Budget | | 1,429,661,000.00 | (140,429,500.00) | 1,289,231,500.00 | 1,255,131,500.00 | 0.00 | 0.00 | 0.00 | 1,255,131,500.00 | 272,779,949.43 | 205,766,417.84 | 186,433,762.61 | 422,325,886.04 | 1,087,326,036.12 | 129,498,837.20 | 220,748,646.87 | 156,974,955.04 | 291,166,480.12 | 788,388,919.23 | 34,100,000.00 | 167,805,463.88 | 288,937,116.89 | 0.00 |
| General Administration and Support | 10000000000000000000 | 563,957,000.00 | (25,165,500.00) | 538,791,500.00 | 504,691,500.00 | 0.00 | 0.00 | 0.00 | 504,691,500.00 | 125,456,439.60 | 105,576,285.36 | 74,026,455.79 | 177,891,720.32 | 482,950,901.07 | 49,319,534.90 | 71,460,500.95 | 68,831,409.83 | 120,808,761.89 | 310,420,207.57 | 34,100,000.00 | 21,740,598.93 | 172,530,693.50 | 0.00 |
| General Management and Supervision | 1000001000001000 | 559,565,000.00 | (25,165,500.00) | 534,399,500.00 | 500,299,500.00 | 0.00 | 0.00 | 0.00 | 500,299,500.00 | 123,019,068.41 | 105,155,057.66 | 74,026,455.79 | 176,358,316.21 | 478,558,901.07 | 49,279,376.47 | 69,027,321.81 | 68,446,149.51 | 119,275,359.78 | 306,028,207.57 | 34,100,000.00 | 21,740,598.93 | 172,530,693.50 | 0.00 |
| PS | | 186,956,000.00 | 21,397,000.00 | 208,353,000.00 | 186,956,000.00 | 0.00 | 0.00 | 0.00 | 208,353,000.00 | 49,612,542.12 | 42,248,688.16 | 49,438,581.34 | 66,865,680.99 | 208,165,492.61 | 27,445,883.38 | 44,409,093.42 | 45,331,031.10 | 55,980,173.45 | 173,166,181.35 | 0.00 | 187,507.39 | 34,999,311.26 | 0.00 |
| MOOE | | 302,159,000.00 | (39,572,500.00) | 262,586,500.00 | 249,883,500.00 | (21,397,000.00) | 0.00 | 0.00 | 228,486,500.00 | 39,696,527.29 | 62,546,369.50 | 24,587,874.45 | 86,351,947.22 | 213,182,718.46 | 21,833,483.09 | 24,618,228.39 | 23,115,118.41 | 62,499,472.05 | 132,066,311.94 | 34,100,000.00 | 15,303,781.54 | 81,116,406.52 | 0.00 |
| CO | | 70,450,000.00 | (6,990,000.00) | 63,460,000.00 | 63,460,000.00 | 0.00 | 0.00 | 0.00 | 63,460,000.00 | 33,710,000.00 | 360,000.00 | 0.00 | 23,140,690.00 | 57,210,690.00 | 0.00 | 0.00 | 0.00 | 795,714.28 | 795,714.28 | 0.00 | 6,249,310.00 | 56,414,975.72 | 0.00 |
| Administration of Personnel Benefits | 1000001000002000 | 4,392,000.00 | 0.00 | 4,392,000.00 | 4,392,000.00 | 0.00 | 0.00 | 0.00 | 4,392,000.00 | 2,437,370.19 | 421,227.70 | 0.00 | 1,533,402.11 | 4,392,000.00 | 40,158.43 | 2,433,179.14 | 385,260.32 | 1,533,402.11 | 4,392,000.00 | 0.00 | 0.00 | 0.00 | 0.00 |
| PS | | 4,392,000.00 | 0.00 | 4,392,000.00 | 4,392,000.00 | 0.00 | 0.00 | 0.00 | 4,392,000.00 | 2,437,370.19 | 421,227.70 | 0.00 | 1,533,402.11 | 4,392,000.00 | 40,158.43 | 2,433,179.14 | 385,260.32 | 1,533,402.11 | 4,392,000.00 | 0.00 | 0.00 | 0.00 | 0.00 |
| Sub-Total, General Administration and Support | | 563,957,000.00 | (25,165,500.00) | 538,791,500.00 | 504,691,500.00 | 0.00 | 0.00 | 0.00 | 504,691,500.00 | 125,456,439.60 | 105,576,285.36 | 74,026,455.79 | 177,891,720.32 | 482,950,901.07 | 49,319,534.90 | 71,460,500.95 | 68,831,409.83 | 120,808,761.89 | 310,420,207.57 | 34,100,000.00 | 21,740,598.93 | 172,530,693.50 | 0.00 |
| PS | | 191,348,000.00 | 21,397,000.00 | 212,745,000.00 | 191,348,000.00 | 0.00 | 0.00 | 0.00 | 212,745,000.00 | 52,049,912.31 | 42,669,915.86 | 49,438,581.34 | 68,399,083.10 | 212,557,492.61 | 27,486,041.81 | 46,842,272.56 | 45,716,291.42 | 57,513,575.56 | 177,558,181.35 | 0.00 | 187,507.39 | 34,999,311.26 | 0.00 |
| MOOE | | 302,159,000.00 | (39,572,500.00) | 262,586,500.00 | 249,883,500.00 | (21,397,000.00) | 0.00 | 0.00 | 228,486,500.00 | 39,696,527.29 | 62,546,369.50 | 24,587,874.45 | 86,351,947.22 | 213,182,718.46 | 21,833,483.09 | 24,618,228.39 | 23,115,118.41 | 62,499,472.05 | 132,066,311.94 | 34,100,000.00 | 15,303,781.54 | 81,116,406.52 | 0.00 |
| FinEx (if Applicable) | | 0.00 | 0.00 | 0.00 | 0.00 | 0.00 | 0.00 | 0.00 | 0.00 | 0.00 | 0.00 | 0.00 | 0.00 | 0.00 | 0.00 | 0.00 | 0.00 | 0.00 | 0.00 | 0.00 | 0.00 | 0.00 | 0.00 |
| CO | | 70,450,000.00 | (6,990,000.00) | 63,460,000.00 | 63,460,000.00 | 0.00 | 0.00 | 0.00 | 63,460,000.00 | 33,710,000.00 | 360,000.00 | 0.00 | 23,140,690.00 | 57,210,690.00 | 0.00 | 0.00 | 0.00 | 795,714.28 | 795,714.28 | 0.00 | 6,249,310.00 | 56,414,975.72 | 0.00 |
| Support to Operations | 2000000000000000 | 367,641,000.00 | (31,223,000.00) | 336,418,000.00 | 336,418,000.00 | 0.00 | 0.00 | 0.00 | 336,418,000.00 | 55,336,545.77 | 37,744,469.49 | 35,851,482.04 | 102,057,009.63 | 230,989,506.93 | 27,973,197.10 | 55,844,719.92 | 25,272,551.00 | 54,222,758.75 | 163,313,220.77 | 0.00 | 105,428,493.07 | 67,676,286.16 | 0.00 |
| Provision of legal advice, legal counselling and legal support to service contract negotiations and hearings; serves as the official legislative liaison to the Congress of the Philippines | 2000001000001000 | 28,747,000.00 | (800,000.00) | 27,947,000.00 | 27,947,000.00 | 0.00 | 0.00 | 0.00 | 27,947,000.00 | 7,022,600.08 | 5,601,174.12 | 5,455,590.60 | 9,000,505.17 | 27,079,869.97 | 4,132,271.20 | 7,790,585.48 | 2,654,182.07 | 9,342,637.32 | 23,919,676.07 | 0.00 | 867,130.03 | 3,160,193.90 | 0.00 |
| PS | | 24,330,000.00 | 0.00 | 24,330,000.00 | 24,330,000.00 | 0.00 | 0.00 | 0.00 | 24,330,000.00 | 6,802,000.02 | 5,066,000.03 | 5,275,833.36 | 7,186,166.59 | 24,330,000.00 | 4,051,991.25 | 7,752,008.80 | 2,149,500.02 | 8,342,166.67 | 22,295,666.74 | 0.00 | 0.00 | 2,014,333.26 | 0.00 |
| MOOE | | 4,417,000.00 | (800,000.00) | 3,617,000.00 | 3,617,000.00 | 0.00 | 0.00 | 0.00 | 3,617,000.00 | 220,600.06 | 535,174.09 | 179,757.24 | 1,814,338.58 | 2,749,869.97 | 80,279.95 | 38,576.68 | 504,682.05 | 1,000,470.65 | 1,624,009.33 | 0.00 | 867,130.03 | 1,125,860.64 | 0.00 |
| Formulation of policies, plans and programs relative to information and communications technology, geo-informatics and data information management. Ensures effective deployment, utilization and maintenance of ICT | 2000001000002000 | 210,488,000.00 | (24,434,000.00) | 186,054,000.00 | 186,054,000.00 | 0.00 | 0.00 | 0.00 | 186,054,000.00 | 20,793,587.05 | 10,258,626.10 | 9,085,705.09 | 49,209,551.85 | 89,347,470.09 | 5,313,515.10 | 20,218,843.21 | 4,039,568.18 | 14,120,978.49 | 43,692,964.98 | 0.00 | 96,706,529.91 | 45,654,565.11 | 0.00 |
| PS | | 27,509,000.00 | 0.00 | 27,509,000.00 | 27,509,000.00 | 0.00 | 0.00 | 0.00 | 27,509,000.00 | 7,844,686.68 | 5,693,000.02 | 5,898,000.02 | 8,073,333.28 | 27,509,000.00 | 5,155,833.34 | 8,303,833.36 | 2,592,487.99 | 9,217,132.53 | 25,269,287.22 | 0.00 | 0.00 | 2,239,712.78 | 0.00 |
| MOOE | | 67,590,000.00 | (14,434,000.00) | 53,156,000.00 | 53,156,000.00 | 0.00 | 0.00 | 0.00 | 53,156,000.00 | 12,948,920.37 | 4,180,517.08 | 3,187,705.07 | 7,241,598.65 | 27,558,741.17 | 157,681.76 | 11,915,009.85 | 1,447,080.19 | 4,518,736.96 | 18,038,508.76 | 0.00 | 25,597,258.83 | 9,520,232.41 | 0.00 |
| CO | | 115,389,000.00 | (10,000,000.00) | 105,389,000.00 | 105,389,000.00 | 0.00 | 0.00 | 0.00 | 105,389,000.00 | 0.00 | 385,109.00 | 0.00 | 33,894,619.92 | 34,279,728.92 | 0.00 | 0.00 | 0.00 | 385,109.00 | 385,109.00 | 0.00 | 71,109,271.08 | 33,694,619.92 | 0.00 |
| Provision and conduct of laboratory services in support of exploration and development of indigenous energy resources, as well as, to promote energy efficiency through research and calibration testing | 2000001000003000 | 41,350,000.00 | (1,656,000.00) | 39,694,000.00 | 39,694,000.00 | 0.00 | 0.00 | 0.00 | 39,694,000.00 | 8,555,680.99 | 6,392,421.92 | 9,006,731.46 | 14,705,088.84 | 38,659,923.21 | 5,492,473.33 | 9,173,043.43 | 6,444,180.10 | 9,431,774.25 | 30,541,471.11 | 0.00 | 1,034,076.79 | 8,118,452.10 | 0.00 |

This report was generated using the Unified Reporting System on 10/02/2021 15:28 version: FAR1.1.5 ; Status : PENDING

[Handwritten signature]

Department : Department of Energy (DOE)
 Agency/Entity : Office of the Secretary
 Operating Unit : < not applicable >
 Organization Code : 09 001 0000000
 Fund Cluster : 01 Regular Agency Fund

| | |
|---|-----------------------------|
| X | Current Year Appropriations |
| | Supplemental |
| | Continuing Appropriations |

(e.g. UACS Fund Cluster: 01-Regular Agency Fund, 02-Foreign Assisted Projects Fund, 03-Special Account-Locally Funded/Domestic Grants Fund, and 04-Special Account-Foreign Assisted/Foreign Grants Fund)


| Particulars | UACS CODE | Appropriations | | | Allotments | | | Current Year Obligations | | | | | Current Year Disbursements | | | | | Balances | | | | | |
|---|-----------|---------------------------|-----------------------------------|-------------------------|---------------------|--|-------------|--------------------------|---------------------------|-----------------------------|----------------------------|-----------------------------|----------------------------|--------------------|-----------------------------|----------------------------|-----------------------------|----------------------------|--------------------|------------------|------------------------|------------------------------------|------|
| | | Authorized Appropriations | (Transfer To/From, Modifications) | Adjusted Appropriations | Allotments Received | Adjustments (Reductions, Modifications/ Augmentations) | Transfer To | Transfer From | Adjusted Total Allotments | 1st Quarter Ending March 31 | 2nd Quarter Ending June 30 | 3rd Quarter Ending Sept. 30 | 4th Quarter Ending Dec. 31 | TOTAL | 1st Quarter Ending March 31 | 2nd Quarter Ending June 30 | 3rd Quarter Ending Sept. 30 | 4th Quarter Ending Dec. 31 | TOTAL | Unreleased Appro | Unobligated Allotments | Unpaid Obligations (15-20)=(23+24) | |
| | | 3 | 4 | 5=(3+4) | 6 | 7 | 8 | 9 | 10=[(6+(-)7)-8+9] | 11 | 12 | 13 | 14 | 15=[(11+12+13+14)] | 16 | 17 | 18 | 19 | 20=[(16+17+18+19)] | 21 | 22 | 23 | 24 |
| CO | | 185,839,000.00 | (16,990,000.00) | 168,849,000.00 | 168,849,000.00 | 0.00 | 0.00 | 0.00 | 168,849,000.00 | 33,710,000.00 | 745,109.00 | 0.00 | 57,035,309.92 | 91,490,418.92 | 0.00 | 0.00 | 0.00 | 1,180,823.28 | 1,180,823.28 | 0.00 | 77,358,581.08 | 90,209,595.64 | 0.00 |
| Recapitulation by OOI: | | | | | | | | | | | | | | | | | | | | | | | |
| 1. Agency Specific Budget | | 498,063,000.00 | (84,041,000.00) | 414,022,000.00 | 414,022,000.00 | 0.00 | 0.00 | 0.00 | 414,022,000.00 | 91,986,964.06 | 62,465,662.99 | 76,555,844.98 | 142,377,156.09 | 373,385,628.12 | 52,206,105.20 | 93,443,432.00 | 62,870,994.21 | 116,134,959.48 | 324,655,490.88 | 0.00 | 40,636,371.88 | 48,730,137.23 | 0.00 |
| NATIONAL AND REGIONAL ENERGY PLANNING PROGRAM | | 82,445,000.00 | (13,377,000.00) | 69,068,000.00 | 69,068,000.00 | 0.00 | 0.00 | 0.00 | 69,068,000.00 | 11,625,464.65 | 9,655,253.50 | 9,679,310.16 | 30,041,260.78 | 61,001,289.10 | 7,421,612.25 | 12,617,204.15 | 8,622,200.18 | 25,952,884.07 | 54,613,900.65 | 0.00 | 8,066,710.90 | 6,387,388.45 | 0.00 |
| CONVENTIONAL ENERGY DEVELOPMENT PROGRAM | | 51,530,000.00 | (6,705,000.00) | 44,825,000.00 | 44,825,000.00 | 0.00 | 0.00 | 0.00 | 44,825,000.00 | 10,195,688.73 | 7,523,946.18 | 7,786,804.62 | 13,314,246.64 | 38,820,686.17 | 6,569,012.67 | 10,870,622.31 | 6,501,916.77 | 13,787,182.03 | 37,738,733.78 | 0.00 | 6,004,313.83 | 1,081,952.39 | 0.00 |
| RENEWABLE ENERGY DEVELOPMENT PROGRAM | | 112,457,000.00 | (23,392,000.00) | 89,065,000.00 | 89,065,000.00 | 0.00 | 0.00 | 0.00 | 89,065,000.00 | 25,295,722.12 | 12,855,586.86 | 18,744,945.67 | 27,844,150.74 | 84,540,417.39 | 15,736,567.96 | 20,589,735.67 | 18,490,891.68 | 24,110,363.51 | 78,927,558.82 | 0.00 | 4,524,562.61 | 5,612,858.57 | 0.00 |
| DOWNSTREAM ENERGY DEVELOPMENT PROGRAM | | 106,520,000.00 | (18,541,000.00) | 87,979,000.00 | 87,979,000.00 | 0.00 | 0.00 | 0.00 | 87,979,000.00 | 22,117,975.87 | 15,344,706.53 | 23,294,926.53 | 20,476,074.19 | 81,233,683.12 | 8,824,135.20 | 25,094,542.61 | 12,151,308.36 | 23,246,847.50 | 69,316,833.67 | 0.00 | 6,745,316.88 | 11,916,849.45 | 0.00 |
| ELECTRIC POWER INDUSTRY DEVELOPMENT PROGRAM | | 91,670,000.00 | (11,022,000.00) | 80,648,000.00 | 80,648,000.00 | 0.00 | 0.00 | 0.00 | 80,648,000.00 | 15,019,159.54 | 10,721,810.56 | 11,329,842.30 | 37,970,626.60 | 75,041,439.00 | 8,758,307.31 | 15,686,837.59 | 11,497,249.59 | 17,773,017.20 | 53,715,410.89 | 0.00 | 5,606,561.00 | 21,326,028.51 | 0.00 |
| ENERGY EFFICIENCY AND CONSERVATION PROGRAM | | 32,343,000.00 | (5,966,000.00) | 26,377,000.00 | 26,377,000.00 | 0.00 | 0.00 | 0.00 | 26,377,000.00 | 5,038,034.56 | 3,985,409.12 | 3,733,232.85 | 6,751,087.42 | 19,507,763.95 | 3,199,472.83 | 5,458,258.10 | 3,625,340.97 | 6,477,832.37 | 18,760,904.27 | 0.00 | 8,868,236.05 | 746,859.68 | 0.00 |
| ALTERNATIVE FUELS AND TECHNOLOGIES PROGRAM | | 21,098,000.00 | (5,038,000.00) | 16,060,000.00 | 16,060,000.00 | 0.00 | 0.00 | 0.00 | 16,060,000.00 | 2,694,918.59 | 2,378,938.24 | 1,886,782.85 | 6,179,709.71 | 13,240,349.39 | 1,696,996.98 | 3,126,231.57 | 1,982,087.66 | 4,776,832.80 | 11,582,149.01 | 0.00 | 2,819,650.61 | 1,658,200.38 | 0.00 |


Certified Correct:


Certified Correct:


Recommending Approval:

Approved By:


 ELISA B. MORALES
 CHIEF, BUDGET DIVISION
 Date: 4


 MARIQUITA E. TALAMAYAN
 OIC, ACCOUNTING DIVISION
 Date:


 ARACELI A. S. SOLUTA
 DIRECTOR, FINANCIAL SERVICES
 Date:


 ROBERT B. UY
 ASEC & OIC, UNDERSECRETARY for Finance & Admin.
 Date: