

Republic of the Philippines
DEPARTMENT OF ENERGY
(Kagawaran ng Enerhiya)

WENDEL E. AVISADO

Secretary
Department of Budget and Management
Malacañang, Manila

Attention: **Director Cristina B. Clasara**
Budget Management Bureau for Security, Ecological
Protection, Climate Change Management Sector

Dear Secretary Avisado:

In accordance with Joint Circular No. 2019-01 of the Department of Budget and Management and the Commission on Audit dated January 1, 2019, we are respectfully submitting the following reports for the quarter ending December 31, 2019 for Funds 101 and 151:

- a.) Statement of Appropriations, Allotments, Obligations, Disbursements and Balances, FAR No. 1
- b.) Statement of Appropriations, Allotments, Obligations, Disbursements and Balances by Object of Expenditures, FAR No. 1-A
- c.) List of Allotments and Sub-Allotments, FAR No. 1-B
- d.) Statement of Approved Budget, Utilizations, Disbursements and Balances, FAR No. 2
- e.) Aging of Due and Demandable Obligations, FAR No. 3
- f.) Quarterly Physical Report of Operation, BAR 1

With this submission, we hope that we have complied with your requirements.

Very truly yours,


RAUL B. AGUILOS, CESO I
Undersecretary

Cc: Senate of the Philippines – LBRMO
House of Representatives
-Committee on Appropriations
Commission on Audit (COA)
AO No. 25 Secretariat

DEPARTMENT OF ENERGY

STATEMENT OF APPROPRIATIONS, ALLOTMENTS,
OBLIGATIONS, DISBURSEMENTS AND BALANCES

(SAAODB)

As of Quarter Ending December 31, 2019

STATEMENT OF APPROPRIATIONS, ALLOTMENTS, OBLIGATIONS, DISBURSEMENTS AND BALANCES
As at the Quarter Ending December 31, 2019

Department : Department of Energy (DOE)
Agency/Entity : Office of the Secretary
Operating Unit : < not applicable >
Organization Code : 09 001 0000000
Fund and Cluster : 01 Regular Agency Fund
(e.g. UACS Fund Cluster: 01-Regular Agency Fund, 02-Foreign Assisted Projects Fund, 03-Special Account-Locally Funded/Domestic Grants Fund, and 04-Special Account-Foreign Assisted/Foreign Grants Fund)

X	Current Year Appropriations
	Supplemental Appropriations
	Continuing Appropriations

Particulars	UACS CODE	Appropriations			Allotments					Current Year Obligations					Current Year Disbursements					Balances			
		Authorized Appropriations	(Transfer To/From, Modifications)	Adjusted Appropriations	Allotments Received	Adjustments (Reductions, Modifications, Augmentations)	Transfer To	Transfer From	Adjusted Total Allotments	1st Quarter Ending March 31	2nd Quarter Ending June 30	3rd Quarter Ending Sept. 30	4th Quarter Ending Dec. 31	TOTAL	1st Quarter Ending March 31	2nd Quarter Ending June 30	3rd Quarter Ending Sept. 30	4th Quarter Ending Dec. 31	TOTAL	Unreleased Appro	Unobligated Allotments	Unpaid Obligations (15-20)=(23+24)	
		3	4	5=(3+4)	6	7	8	9	10=[(6+(-17))-8+9]	11	12	13	14	15=(11+12+13+14)	16	17	18	19	20=(16+17+18+19)	21	22	Due and Demandable	Not Yet Due and Demandable
Agency Specific Budget		1,343,444,000.00	0.00	1,343,444,000.00	1,341,536,728.00	0.00	0.00	1,341,536,728.00	170,075,891.21	303,407,791.38	265,619,442.65	459,818,944.64	1,198,922,069.88	122,291,315.11	227,419,006.77	239,266,010.17	332,629,570.66	921,625,902.71	1,907,272.00	142,614,658.12	277,296,167.17	0.00	
General Administration and Support	10000000000000000000	511,345,000.00	0.00	511,345,000.00	509,437,728.00	0.00	0.00	509,437,728.00	72,022,831.67	114,345,768.39	80,145,422.40	169,612,536.69	436,126,559.15	50,098,054.80	80,970,272.52	95,331,007.09	111,450,639.10	337,849,973.51	1,907,272.00	73,311,168.85	98,276,585.64	0.00	
General Management and Supervision	10000010000100000000	507,490,000.00	0.00	507,490,000.00	507,490,000.00	0.00	0.00	507,490,000.00	72,022,831.67	114,345,768.39	78,197,696.86	169,612,536.69	434,178,833.61	50,098,054.80	80,970,272.52	94,190,180.81	110,643,739.84	335,902,247.97	0.00	73,311,166.39	98,276,585.64	0.00	
DOE		178,381,000.00	18,218,827.00	196,599,827.00	178,381,000.00	18,218,827.00	0.00	196,599,827.00	40,528,199.86	53,168,518.90	39,875,521.52	63,027,586.72	196,599,827.00	38,637,633.16	50,699,688.45	40,051,916.21	48,610,375.35	177,999,613.19	0.00	0.00	18,600,213.81	0.00	
DOE		285,609,000.00	(18,218,827.00)	267,390,173.00	285,609,000.00	(18,218,827.00)	0.00	267,390,173.00	31,494,631.81	52,622,249.49	38,322,175.34	106,584,949.97	229,024,006.61	11,460,421.62	30,270,584.07	45,583,264.60	62,033,364.49	149,347,634.78	0.00	38,366,166.39	79,676,371.83	0.00	
DOE		43,500,000.00	0.00	43,500,000.00	43,500,000.00	0.00	0.00	43,500,000.00	0.00	8,555,000.00	0.00	0.00	8,555,000.00	0.00	0.00	8,555,000.00	0.00	8,555,000.00	0.00	34,945,000.00	0.00	0.00	
Administration of Personnel Benefits	10000010000200000000	3,855,000.00	0.00	3,855,000.00	1,947,728.00	0.00	0.00	1,947,728.00	0.00	0.00	1,947,725.54	0.00	1,947,725.54	0.00	0.00	1,140,826.28	806,899.26	1,947,725.54	1,907,272.00	2.46	0.00	0.00	
DOE		3,855,000.00	0.00	3,855,000.00	1,947,728.00	0.00	0.00	1,947,728.00	0.00	0.00	1,947,725.54	0.00	1,947,725.54	0.00	0.00	1,140,826.28	806,899.26	1,947,725.54	1,907,272.00	2.46	0.00	0.00	
DOE-Total, General Administration and Support		511,345,000.00	0.00	511,345,000.00	509,437,728.00	0.00	0.00	509,437,728.00	72,022,831.67	114,345,768.39	80,145,422.40	169,612,536.69	436,126,559.15	50,098,054.80	80,970,272.52	95,331,007.09	111,450,639.10	337,849,973.51	1,907,272.00	73,311,168.85	98,276,585.64	0.00	
DOE		182,236,000.00	18,218,827.00	200,454,827.00	180,328,728.00	18,218,827.00	0.00	198,547,555.00	41,823,247.06	53,168,518.90	41,823,247.06	63,027,586.72	198,547,552.54	38,637,633.16	50,699,688.45	41,192,742.49	49,417,274.61	179,947,338.73	1,907,272.00	2.46	18,600,213.81	0.00	
DOE		285,609,000.00	(18,218,827.00)	267,390,173.00	285,609,000.00	(18,218,827.00)	0.00	267,390,173.00	31,494,631.81	52,622,249.49	38,322,175.34	106,584,949.97	229,024,006.61	11,460,421.62	30,270,584.07	45,583,264.60	62,033,364.49	149,347,634.78	0.00	38,366,166.39	79,676,371.83	0.00	
DOE (if Applicable)		0.00	0.00	0.00	0.00	0.00	0.00	0.00	0.00	0.00	0.00	0.00	0.00	0.00	0.00	0.00	0.00	0.00	0.00	0.00	0.00	0.00	
DOE		43,500,000.00	0.00	43,500,000.00	43,500,000.00	0.00	0.00	43,500,000.00	0.00	8,555,000.00	0.00	0.00	8,555,000.00	0.00	0.00	8,555,000.00	0.00	8,555,000.00	0.00	34,945,000.00	0.00	0.00	
Support to Operations	20000000000000000000	368,852,000.00	0.00	368,852,000.00	368,852,000.00	0.00	0.00	368,852,000.00	30,132,912.23	80,097,589.59	68,890,185.63	123,847,486.67	302,966,174.12	23,964,700.58	47,765,795.61	51,284,498.30	81,309,786.69	204,344,783.18	0.00	65,883,825.88	98,623,390.94	0.00	
Division of legal advice, legal counselling and legal support to service contract negotiations and hearings. Operates as the official legislative liaison to the Congress of the Philippines	20000010000100000000	28,431,000.00	0.00	28,431,000.00	28,431,000.00	0.00	0.00	28,431,000.00	4,307,286.06	8,069,273.85	5,910,131.38	8,812,710.03	27,080,401.32	3,238,906.59	7,981,690.70	6,002,904.40	6,370,150.00	23,583,551.69	0.00	1,340,598.68	3,496,849.63	0.00	
DOE		23,249,000.00	0.00	23,249,000.00	23,249,000.00	0.00	0.00	23,249,000.00	3,456,666.66	7,234,749.99	5,015,157.56	7,542,425.78	23,249,000.00	2,856,666.66	7,178,749.99	4,945,749.99	5,614,294.26	20,595,460.90	0.00	0.00	2,653,539.10	0.00	
DOE		5,182,000.00	0.00	5,182,000.00	5,182,000.00	0.00	0.00	5,182,000.00	650,619.40	825,523.86	694,973.82	1,270,284.24	3,841,401.32	382,139.93	802,940.71	1,057,154.41	755,855.74	2,988,090.79	0.00	1,340,598.68	843,310.53	0.00	
Formulation of policies, plans and programs relative to formal and communications technology, geo-informatics and data information management. Ensures effective deployment, utilization and maintenance of ICT	20000010000200000000	192,409,000.00	0.00	192,409,000.00	192,409,000.00	0.00	0.00	192,409,000.00	5,644,155.03	18,043,678.24	29,157,335.53	76,660,501.13	129,505,669.93	4,470,643.14	10,003,073.22	11,522,407.03	31,832,352.47	57,868,475.66	0.00	62,903,330.07	71,647,194.07	0.00	
DOE		27,102,000.00	500,000.00	27,602,000.00	27,102,000.00	500,000.00	0.00	27,602,000.00	4,273,166.66	8,469,250.02	5,837,750.02	9,021,833.28	27,602,000.00	3,565,166.66	6,391,250.02	5,740,750.02	9,515,310.42	27,212,477.14	0.00	0.00	389,522.56	0.00	
DOE		65,342,000.00	(500,000.00)	64,842,000.00	65,342,000.00	(500,000.00)	0.00	64,842,000.00	1,370,988.35	9,574,428.22	4,319,585.51	12,562,241.19	27,627,243.27	905,476.46	1,641,823.20	5,781,657.01	4,817,042.05	13,145,998.72	0.00	37,014,756.73	14,681,244.55	0.00	
DOE		99,965,000.00	0.00	99,965,000.00	99,965,000.00	0.00	0.00	99,965,000.00	0.00	0.00	19,000,000.00	55,076,426.66	74,076,426.66	0.00	0.00	0.00	17,500,000.00	17,500,000.00	0.00	25,888,573.34	56,576,426.66	0.00	
Revision and conduct of laboratory services in support of exploration and development of indigenous energy sources, as well as, to promote energy efficiency through research and calibration testing	20000010000300000000	57,866,000.00	0.00	57,866,000.00	57,866,000.00	0.00	0.00	57,866,000.00	5,402,058.08	25,834,131.32	11,287,199.12	15,098,712.36	57,622,100.88	4,253,213.70	9,358,237.85	8,252,197.93	19,042,183.90	40,905,933.38	0.00	343,899.12	16,716,167.50	0.00	

This report was generated using the Unified Reporting System on 07/02/2020 12:26 version.FAR.1.5 ; Status : SUBMITTED

Department : Department of Energy (DOE)
 Agency/Entity : Office of the Secretary
 Operating Unit : < not applicable >
 Organization Code : 09 001 0000000
 Fund Cluster : 01 Regular Agency Fund

X	Current Year Appropriations
	Supplemental Appropriations
	Continuing Appropriations

(e.g. UACS Fund Cluster: 01-Regular Agency Fund, 02-Foreign Assisted Projects Fund, 03-Special Account-Locally Funded/Domestic Grants Fund, and 04-Special Account-Foreign Assisted/Foreign Grants Fund)

Particulars	UACS CODE	Appropriations			Allotments			Current Year Obligations							Current Year Disbursements					Balances			
		Authorized Appropriations	(Transfer To/From, Modifications)	Adjusted Appropriations	Allotments Received	Adjustments (Reductions, Modifications/Augmentations)	Transfer To	Transfer From	Adjusted Total Allotments	1st Quarter Ending March 31	2nd Quarter Ending June 30	3rd Quarter Ending Sept. 30	4th Quarter Ending Dec. 31	TOTAL	1st Quarter Ending March 31	2nd Quarter Ending June 30	3rd Quarter Ending Sept. 30	4th Quarter Ending Dec. 31	TOTAL	Unreleased Appro	Unobligated Allotments	Unpaid Obligations (15-20)=(23+24)	
		3	4	5=(3+4)	6	7	8	9	10=[(6+(-7))-8+9]	11	12	13	14	15=(11+12+13+14)	16	17	18	19	20=(16+17+18+19)	21	22	23	24
S		28,152,000.00	0.00	28,152,000.00	28,152,000.00	0.00	0.00	0.00	28,152,000.00	4,716,833.34	8,790,250.01	5,925,250.01	8,719,666.64	28,152,000.00	3,966,833.34	6,890,250.01	5,875,250.01	8,619,666.64	28,152,000.00	0.00	0.00	0.00	0.00
OOE		10,764,000.00	0.00	10,764,000.00	10,764,000.00	0.00	0.00	0.00	10,764,000.00	665,224.74	2,898,910.31	2,486,629.11	4,599,045.72	10,669,809.88	286,380.36	668,087.84	2,376,947.92	3,277,811.26	6,608,227.38	0.00	94,190.12	4,060,582.50	0.00
O		19,050,000.00	0.00	19,050,000.00	19,050,000.00	0.00	0.00	0.00	19,050,000.00	0.00	14,144,971.00	2,875,320.00	1,790,000.00	18,800,291.00	0.00	0.00	0.00	0.00	6,144,706.00	0.00	249,709.00	12,655,565.00	0.00
Extension and enhancement of energy resource exploration, development and utilization; and energy dusty management and control activities in the areas of Iloilo, Visayas and Mindanao	200000100004000	90,046,000.00	0.00	90,046,000.00	90,046,000.00	0.00	0.00	0.00	90,046,000.00	14,779,413.06	28,159,506.18	22,535,519.60	23,275,563.15	88,750,001.99	12,002,037.15	20,412,693.84	25,506,988.94	24,055,102.32	81,986,822.25	0.00	1,295,998.01	6,763,179.74	0.00
S		45,058,000.00	0.00	45,058,000.00	45,058,000.00	0.00	0.00	0.00	45,058,000.00	8,583,500.00	13,822,250.00	9,517,125.00	13,135,125.00	45,058,000.00	7,033,500.00	13,682,250.00	9,447,125.00	12,769,889.30	42,932,784.30	0.00	0.00	2,125,235.70	0.00
OOE		43,320,000.00	0.00	43,320,000.00	43,320,000.00	0.00	0.00	0.00	43,320,000.00	6,195,913.06	14,337,256.18	13,018,394.60	8,490,438.15	42,032,001.99	4,965,537.15	6,730,443.84	16,059,863.94	11,295,213.02	39,054,057.95	0.00	1,287,998.01	2,977,944.04	0.00
O		1,668,000.00	0.00	1,668,000.00	1,668,000.00	0.00	0.00	0.00	1,668,000.00	0.00	0.00	0.00	1,660,000.00	1,660,000.00	0.00	0.00	0.00	0.00	0.00	0.00	8,000.00	1,660,000.00	0.00
Sub-Total, Support to Operations		368,852,000.00	0.00	368,852,000.00	368,852,000.00	0.00	0.00	0.00	368,852,000.00	30,132,912.23	80,097,589.59	68,890,185.63	123,847,466.67	302,968,174.12	23,964,700.58	47,785,795.61	51,284,498.30	81,309,788.69	204,344,783.18	0.00	65,883,825.88	98,623,380.94	0.00
S		123,561,000.00	500,000.00	124,061,000.00	123,561,000.00	500,000.00	0.00	0.00	124,061,000.00	21,030,166.68	38,316,500.02	26,295,282.59	38,419,050.71	124,061,000.00	17,422,166.68	37,942,500.02	26,008,875.02	37,519,160.62	118,892,702.34	0.00	0.00	5,168,297.66	0.00
OOE		124,608,000.00	(500,000.00)	124,108,000.00	124,608,000.00	(500,000.00)	0.00	0.00	124,108,000.00	9,102,745.55	27,636,118.57	20,719,583.04	28,912,009.50	84,370,456.46	6,542,533.90	9,843,295.59	25,275,623.28	20,145,922.07	61,807,374.84	0.00	39,737,543.54	22,563,061.67	0.00
NetX (if Applicable)		0.00	0.00	0.00	0.00	0.00	0.00	0.00	0.00	0.00	0.00	0.00	0.00	0.00	0.00	0.00	0.00	0.00	0.00	0.00	0.00	0.00	0.00
O		120,683,000.00	0.00	120,683,000.00	120,683,000.00	0.00	0.00	0.00	120,683,000.00	0.00	14,144,971.00	21,875,320.00	58,516,426.66	94,536,717.66	0.00	0.00	0.00	23,644,706.00	23,644,706.00	0.00	26,146,282.34	70,892,011.66	0.00
Operations	300000000000000	463,247,000.00	0.00	463,247,000.00	463,247,000.00	0.00	0.00	0.00	463,247,000.00	67,920,147.31	108,994,433.40	116,583,834.62	166,358,921.28	458,827,336.61	48,228,559.73	96,662,938.64	92,670,504.78	139,869,142.87	379,431,146.02	0.00	3,419,603.39	80,396,190.93	0.00
O Required energy supply level attained		393,085,000.00	0.00	393,085,000.00	393,085,000.00	0.00	0.00	0.00	393,085,000.00	61,546,889.64	97,639,852.01	107,616,446.77	125,114,118.19	391,917,336.61	44,232,091.07	90,355,752.25	82,267,030.75	111,987,323.14	328,842,197.31	0.00	1,167,663.39	63,075,139.30	0.00
NATIONAL AND REGIONAL ENERGY PLANNING PROGRAM		80,722,000.00	0.00	80,722,000.00	80,722,000.00	0.00	0.00	0.00	80,722,000.00	10,466,199.16	16,428,750.72	24,147,026.35	29,680,023.77	80,722,000.00	6,986,230.82	15,276,398.03	14,293,920.96	22,954,590.83	59,511,140.64	0.00	0.00	21,210,859.36	0.00
Implementation, updating and monitoring of short, medium and long term national and regional energy policies, plans and programs	310100100001000	80,722,000.00	0.00	80,722,000.00	80,722,000.00	0.00	0.00	0.00	80,722,000.00	10,466,199.16	16,428,750.72	24,147,026.35	29,680,023.77	80,722,000.00	6,986,230.82	15,276,398.03	14,293,920.96	22,954,590.83	59,511,140.64	0.00	0.00	21,210,859.36	0.00
S		36,087,000.00	1,500,000.00	37,587,000.00	36,087,000.00	1,500,000.00	0.00	0.00	37,587,000.00	6,520,000.02	10,705,500.03	7,214,500.03	13,146,999.92	37,587,000.00	5,520,000.02	10,607,500.03	7,165,500.03	10,892,370.16	34,185,370.24	0.00	0.00	3,401,629.76	0.00
OOE		44,635,000.00	(1,500,000.00)	43,135,000.00	44,635,000.00	(1,500,000.00)	0.00	0.00	43,135,000.00	3,946,199.14	5,723,250.69	16,932,526.32	16,533,023.85	43,135,000.00	1,466,230.80	4,668,896.00	7,128,420.93	12,062,220.67	25,325,770.40	0.00	0.00	17,809,229.60	0.00
CONVENTIONAL ENERGY DEVELOPMENT PROGRAM		51,769,000.00	0.00	51,769,000.00	51,769,000.00	0.00	0.00	0.00	51,769,000.00	7,364,322.50	13,382,130.18	10,088,721.81	20,176,593.01	51,011,767.50	5,892,364.58	12,496,686.89	10,613,451.63	12,923,174.48	42,125,677.58	0.00	757,232.50	8,896,989.92	0.00
Formation of exploration, development and production of conventional energy resources	310200100001000	20,778,000.00	0.00	20,778,000.00	20,778,000.00	0.00	0.00	0.00	20,778,000.00	3,209,646.51	5,282,250.01	3,605,112.61	7,923,758.37	20,020,767.50	2,709,646.51	5,138,250.01	3,603,250.01	5,996,795.93	17,447,942.46	0.00	757,232.50	2,572,825.04	0.00
S		16,856,000.00	500,000.00	17,356,000.00	16,856,000.00	500,000.00	0.00	0.00	17,356,000.00	3,026,833.34	5,182,250.01	3,558,250.01	5,590,666.64	17,356,000.00	2,526,833.34	5,138,250.01	3,503,250.01	5,222,833.34	16,391,166.70	0.00	0.00	966,833.30	0.00
OOE		3,920,000.00	(500,000.00)	3,420,000.00	3,920,000.00	(500,000.00)	0.00	0.00	3,420,000.00	182,813.17	100,000.00	46,862.60	2,333,091.73	2,662,767.50	182,813.17	0.00	100,000.00	773,962.59	1,056,775.76	0.00	757,232.50	1,605,991.74	0.00
Operation and regulation of exploration, development and production of conventional energy resources and technologies	310200100002000	30,991,000.00	0.00	30,991,000.00	30,991,000.00	0.00	0.00	0.00	30,991,000.00	4,154,675.99	8,099,880.17	6,483,609.20	12,252,834.64	30,991,000.00	3,182,718.07	7,358,436.88	7,210,201.62	6,926,376.55	24,677,735.12	0.00	0.00	6,313,264.86	0.00
S		16,404,000.00	0.00	16,404,000.00	16,404,000.00	0.00	0.00	0.00	16,404,000.00	2,928,333.34	4,960,000.01	3,433,000.01	5,082,666.64	16,404,000.00	2,428,333.34	4,912,000.01	3,401,000.01	5,527,708.34	16,269,041.70	0.00	0.00	134,958.30	0.00
OOE		14,587,000.00	0.00	14,587,000.00	14,587,000.00	0.00	0.00	0.00	14,587,000.00	1,226,342.65	3,139,880.16	3,050,609.19	7,170,168.00	14,587,000.00	754,384.73	2,446,436.87	3,809,201.61	1,398,670.21	8,408,693.42	0.00	0.00	6,178,306.56	0.00
RENEWABLE ENERGY DEVELOPMENT PROGRAM		106,160,000.00	0.00	106,160,000.00	106,160,000.00	0.00	0.00	0.00	106,160,000.00	16,107,434.27	23,480,514.73	36,386,135.87	30,185,915.13	106,160,000.00	11,366,221.31	23,303,638.49	25,648,269.33	28,278,002.48	88,796,131.61	0.00	0.00	17,363,868.39	0.00
Formation of renewable energy (RE) resources and payment of other obligations of the Republic of the Philippines pursuant to sovereign commitments	310300100001000	32,001,000.00	0.00	32,001,000.00	32,001,000.00	0.00	0.00	0.00	32,001,000.00	2,604,356.43	4,692,337.82	18,526,367.66	6,177,938.09	32,001,000.00	1,972,916.43	4,500,895.82	8,298,806.62	5,720,257.83	20,492,876.70	0.00	0.00	11,508,123.30	0.00
S		13,219,000.00	0.00	13,219,000.00	13,219,000.00	0.00	0.00	0.00	13,219,000.00	2,185,500.02	4,069,250.03	2,803,250.03	4,162,999.92	13,219,000.00	1,783,500.02	4,025,250.03	2,748,250.03	4,606,500.02	13,163,500.10	0.00	0.00	55,499.90	0.00

This report was generated using the Unified Reporting System on 07/02/2020 12:27 version FAR1 1 5 , Status : SUBMITTED

Handwritten signature

Department of Energy (DOE)
 Office of the Secretary
 < not applicable >
 09 001 0000000
 01 Regular Agency Fund

X	Current Year Appropriations
	Supplemental Appropriations
	Continuing Appropriations

(e.g. UACS Fund Cluster: 01-Regular Agency Fund, 02-Foreign Assisted Projects Fund, 03-Special Account-Locally Funded/Domestic Grants Fund, and 04-Special Account-Foreign Assisted/Foreign Grants Fund)

Particulars	UACS CODE	Appropriations			Allotments					Current Year Obligations					Current Year Disbursements					Balances			
		Authorized Appropriations	Adjustments (Transfer To/From, Modifications)	Adjusted Appropriations	Allotments Received	Adjustments (Reductions, Modifications/Augmentations)	Transfer To	Transfer From	Adjusted Total Allotments	1st Quarter Ending March 31	2nd Quarter Ending June 30	3rd Quarter Ending Sept. 30	4th Quarter Ending Dec. 31	TOTAL	1st Quarter Ending March 31	2nd Quarter Ending June 30	3rd Quarter Ending Sept. 30	4th Quarter Ending Dec. 31	TOTAL	Unreleased Appro	Unobligated Allotments	Unpaid Obligations (15-20)=(23+24)	
		3	4	5=(3+4)	6	7	8	9	10=[(6+(-7))-8+9]	11	12	13	14	15=[(11+12+13+14)]	16	17	18	19	20=[(16+17+18+19)]	21	22	23	24
Department of Energy (DOE)		18,782,000.00	0.00	18,782,000.00	18,782,000.00	0.00	0.00	18,782,000.00	420,856.41	623,067.79	15,723,117.63	2,014,938.17	18,782,000.00	169,416.41	475,645.79	5,550,556.59	1,113,757.81	7,329,376.60	0.00	0.00	11,452,623.40	0.00	
Department of Energy (DOE)	310300100002000	74,159,000.00	0.00	74,159,000.00	74,159,000.00	0.00	0.00	74,159,000.00	13,503,077.84	18,788,176.91	17,859,768.21	24,007,977.04	74,159,000.00	9,393,304.88	18,802,742.67	17,549,462.71	22,557,744.65	68,303,254.91	0.00	0.00	5,855,745.09	0.00	
Department of Energy (DOE)		48,112,000.00	0.00	48,112,000.00	48,112,000.00	0.00	0.00	48,112,000.00	8,007,333.32	14,704,999.98	10,165,999.98	15,233,666.72	48,112,000.00	6,257,333.32	14,562,999.98	10,144,999.98	16,958,333.32	47,923,666.60	0.00	0.00	188,333.40	0.00	
Department of Energy (DOE)		26,047,000.00	0.00	26,047,000.00	26,047,000.00	0.00	0.00	26,047,000.00	5,495,744.52	4,083,176.93	7,693,768.23	8,774,310.32	26,047,000.00	3,135,971.56	4,239,742.69	7,404,462.73	5,599,411.33	20,379,588.31	0.00	0.00	5,667,411.69	0.00	
Department of Energy (DOE)		86,089,000.00	0.00	86,089,000.00	86,089,000.00	0.00	0.00	86,089,000.00	15,075,538.12	24,788,956.63	24,171,178.35	21,776,777.78	86,089,000.00	11,726,597.23	22,398,453.15	15,083,314.94	27,727,119.12	76,940,464.44	0.00	0.00	8,851,966.42	0.00	
Department of Energy (DOE)	3104001000001000	11,971,000.00	0.00	11,971,000.00	11,971,000.00	0.00	0.00	11,971,000.00	1,666,526.74	2,841,269.56	3,301,893.94	4,159,309.76	11,971,000.00	1,344,027.74	2,813,269.56	1,973,500.01	4,755,086.42	10,885,883.73	0.00	0.00	1,085,116.27	0.00	
Department of Energy (DOE)		9,361,000.00	0.00	9,361,000.00	9,361,000.00	0.00	0.00	9,361,000.00	1,588,333.34	2,845,500.01	1,942,500.01	2,984,666.64	9,361,000.00	1,288,333.34	2,817,500.01	1,928,500.01	3,287,333.34	9,321,666.70	0.00	0.00	39,333.30	0.00	
Department of Energy (DOE)		2,610,000.00	0.00	2,610,000.00	2,610,000.00	0.00	0.00	2,610,000.00	80,193.40	(4,230.45)	1,359,393.93	1,174,643.12	2,610,000.00	55,694.40	(4,230.45)	45,000.00	1,467,753.08	1,564,217.03	0.00	0.00	1,045,782.97	0.00	
Department of Energy (DOE)	310400100002000	74,118,000.00	0.00	74,118,000.00	74,118,000.00	0.00	0.00	74,118,000.00	13,407,011.38	21,927,687.07	20,859,284.41	17,817,468.00	73,821,450.86	10,382,569.49	19,585,183.59	13,114,814.93	22,972,037.70	66,054,600.71	0.00	0.00	7,766,850.15	0.00	
Department of Energy (DOE)		42,018,000.00	0.00	42,018,000.00	42,018,000.00	0.00	0.00	42,018,000.00	7,415,166.66	12,788,499.99	8,872,999.99	12,941,333.36	42,018,000.00	5,765,166.66	12,656,499.99	8,869,999.99	14,558,666.66	41,850,333.30	0.00	0.00	167,666.70	0.00	
Department of Energy (DOE)		32,100,000.00	0.00	32,100,000.00	32,100,000.00	0.00	0.00	32,100,000.00	5,991,844.72	9,139,187.08	11,996,284.42	4,678,134.64	31,803,450.86	4,617,402.83	6,928,683.60	4,244,814.94	8,413,366.04	24,204,267.41	0.00	0.00	296,549.14	7,599,183.45	
Department of Energy (DOE)		68,345,000.00	0.00	68,345,000.00	68,345,000.00	0.00	0.00	68,345,000.00	12,533,395.59	19,579,529.75	12,823,384.59	23,204,808.52	68,345,000.00	8,260,677.13	16,880,575.79	16,223,073.89	20,104,436.23	61,468,763.04	0.00	0.00	113,881.75	6,762,355.21	
Department of Energy (DOE)	310500100001000	68,345,000.00	0.00	68,345,000.00	68,345,000.00	0.00	0.00	68,345,000.00	12,533,395.59	19,579,529.75	12,823,384.59	23,294,808.52	68,345,000.00	8,260,677.13	16,880,575.79	16,223,073.89	20,104,436.23	61,468,763.04	0.00	0.00	113,881.75	6,762,355.21	
Department of Energy (DOE)		47,222,000.00	0.00	47,222,000.00	47,222,000.00	0.00	0.00	47,222,000.00	8,852,833.34	14,499,500.01	9,935,000.01	13,934,666.64	47,222,000.00	7,152,833.34	12,152,791.82	12,133,708.20	15,102,047.28	46,541,380.64	0.00	0.00	650,619.36	0.00	
Department of Energy (DOE)		21,123,000.00	0.00	21,123,000.00	21,123,000.00	0.00	0.00	21,123,000.00	3,680,562.25	5,080,029.74	2,888,384.38	9,360,141.88	21,009,118.25	1,107,843.79	4,727,783.97	4,089,365.68	5,002,388.95	14,927,382.40	0.00	0.00	113,881.75	6,081,735.85	
Department of Energy (DOE)		70,162,000.00	0.00	70,162,000.00	70,162,000.00	0.00	0.00	70,162,000.00	6,373,257.67	11,324,551.39	8,967,387.85	41,244,803.09	67,810,000.00	3,996,488.66	8,307,186.29	10,403,474.03	27,881,819.73	50,588,948.71	0.00	0.00	2,252,000.00	17,321,051.29	
Department of Energy (DOE)		44,777,000.00	0.00	44,777,000.00	44,777,000.00	0.00	0.00	44,777,000.00	4,215,159.41	5,991,198.84	5,717,827.68	26,600,813.07	42,525,000.00	2,751,774.36	5,076,443.88	5,607,187.65	20,271,492.67	33,906,898.76	0.00	0.00	2,252,000.00	8,618,101.24	
Department of Energy (DOE)	3201001000001000	18,249,000.00	0.00	18,249,000.00	18,249,000.00	0.00	0.00	18,249,000.00	2,257,280.83	2,720,719.33	2,329,055.86	10,941,943.98	18,249,000.00	1,181,664.74	2,083,269.61	2,792,354.43	9,530,975.70	15,588,264.43	0.00	0.00	2,660,735.52	0.00	
Department of Energy (DOE)		7,177,000.00	3,495,000.00	10,672,000.00	7,177,000.00	3,495,000.00	0.00	10,672,000.00	1,252,500.02	2,189,000.03	1,505,500.03	5,724,999.92	10,672,000.00	1,092,500.02	1,699,291.28	1,968,208.70	5,149,209.74	9,869,209.82	0.00	0.00	802,799.18	0.00	
Department of Energy (DOE)		11,072,000.00	(3,495,000.00)	7,577,000.00	11,072,000.00	(3,495,000.00)	0.00	7,577,000.00	1,004,780.81	531,719.30	823,555.83	5,216,944.00	7,577,000.00	129,184.72	383,978.33	824,145.65	4,381,765.96	5,719,054.66	0.00	0.00	1,857,945.34	0.00	
Department of Energy (DOE)		20,676,000.00	0.00	20,676,000.00	20,676,000.00	0.00	0.00	20,676,000.00	1,414,538.58	2,218,899.41	2,574,771.82	14,467,790.19	20,676,000.00	1,166,549.62	2,075,739.37	2,158,261.82	9,768,438.07	15,168,988.88	0.00	0.00	5,507,011.12	0.00	
Department of Energy (DOE)		5,956,000.00	2,550,000.00	8,506,000.00	5,956,000.00	2,550,000.00	0.00	8,506,000.00	1,077,333.32	1,855,999.98	1,250,999.98	4,321,698.72	8,506,000.00	927,333.32	1,688,999.98	1,392,999.98	3,980,333.32	7,990,666.60	0.00	0.00	515,333.40	0.00	
Department of Energy (DOE)		14,720,000.00	(2,550,000.00)	12,170,000.00	14,720,000.00	(2,550,000.00)	0.00	12,170,000.00	337,205.26	362,899.43	1,323,771.84	10,146,123.47	12,170,000.00	239,216.30	385,739.39	765,261.84	5,788,104.75	7,178,322.28	0.00	0.00	4,991,677.72	0.00	
Department of Energy (DOE)	3201001000000000	5,852,000.00	0.00	5,852,000.00	5,852,000.00	0.00	0.00	5,852,000.00	543,340.00	1,051,581.10	814,000.00	1,191,078.90	3,600,000.00	403,560.00	917,434.90	856,571.60	972,078.90	3,149,645.40	0.00	0.00	2,252,000.00	450,354.60	
Department of Energy (DOE)		2,735,000.00	200,000.00	2,935,000.00	2,735,000.00	200,000.00	0.00	2,935,000.00	466,000.00	842,000.00	574,000.00	1,053,000.00	2,935,000.00	381,000.00	733,582.40	687,417.60	834,000.00	2,616,000.00	0.00	0.00	319,000.00	0.00	
Department of Energy (DOE)		665,000.00	(200,000.00)	465,000.00	665,000.00	(200,000.00)	0.00	665,000.00	77,340.00	209,581.10	240,000.00	138,078.90	665,000.00	22,560.00	183,852.50	189,154.00	138,078.90	533,645.40	0.00	0.00	131,354.60	0.00	
Department of Energy (DOE)		2,252,000.00	0.00	2,252,000.00	2,252,000.00	0.00	0.00	2,252,000.00	0.00	0.00	0.00	0.00	0.00	0.00	0.00	0.00	0.00	0.00	0.00	0.00	2,252,000.00	0.00	
Department of Energy (DOE)		25,385,000.00	0.00	25,385,000.00	25,385,000.00	0.00	0.00	25,385,000.00	2,158,098.26	5,333,351.55	3,249,560.17	14,643,990.02	25,385,000.00	1,244,894.30	3,230,742.41	4,598,286.18	7,610,327.08	16,882,049.95	0.00	0.00	6,702,950.05	0.00	

This report was generated using the Unified Reporting System on 07/02/2020 12:27 version.FAR1 1 5 : Status : SUBMITTED

Department of Energy (DOE)
 Office of the Secretary
 < not applicable >
 09 001 0000000
 01 Regular Agency Fund

X	Current Year Appropriations
	Supplemental Appropriations
	Continuing Appropriations

(e.g. UACS Fund Cluster: 01-Regular Agency Fund, 02-Foreign Assisted Projects Fund, 03-Special Account-Locally Funded/Domestic Grants Fund, and 04-Special Account-Foreign Assisted/Foreign Grants Fund)

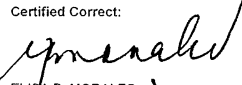
Particulars	UACS CODE	Appropriations			Allotments			Current Year Obligations							Current Year Disbursements					Balances			
		Authorized Appropriations	(Transfer To/From, Modifications/)	Adjusted Appropriations	Allotments Received	Adjustments (Reductions, Modifications/ Augmentations)	Transfer To	Transfer From	Adjusted Total Allotments	1st Quarter Ending March 31	2nd Quarter Ending June 30	3rd Quarter Ending Sept. 30	4th Quarter Ending Dec. 31	TOTAL	1st Quarter Ending March 31	2nd Quarter Ending June 30	3rd Quarter Ending Sept. 30	4th Quarter Ending Dec. 31	TOTAL	Unreleased Appro	Unobligated Allotments	Unpaid Obligations (15-20)=(23+24)	
		3	4	5=(3+4)	6	7	8	9	10=[(6+)-(7)-8+9]	11	12	13	14	15=[(11+12+13+14)]	16	17	18	19	20=[(16+17+18+19)]	21	22	23	24
ommon of research, development, demonstration and lization of alternative fuels and technologies	320200100001000	25,385,000.00	0.00	25,385,000.00	25,385,000.00	0.00	0.00	0.00	25,385,000.00	2,158,098.26	5,333,351.55	3,249,560.17	14,643,990.02	25,385,000.00	1,244,694.30	3,230,742.41	4,596,286.18	7,610,327.06	16,682,049.95	0.00	0.00	8,702,950.05	0.00
		8,664,000.00	1,560,000.00	10,224,000.00	8,664,000.00	1,560,000.00	0.00	0.00	10,224,000.00	1,540,866.68	2,686,000.02	1,858,500.02	4,138,833.28	10,224,000.00	1,004,257.93	2,356,859.99	2,298,345.75	2,475,943.37	8,135,407.04	0.00	0.00	2,088,592.96	0.00
OOE		16,721,000.00	(1,560,000.00)	15,161,000.00	16,721,000.00	(1,560,000.00)	0.00	0.00	15,161,000.00	617,431.58	2,647,351.53	1,391,060.15	10,505,156.74	15,161,000.00	240,436.37	873,882.42	2,297,940.43	5,134,383.69	8,546,642.91	0.00	0.00	6,614,357.09	0.00
ib-Total, Operations		463,247,000.00	0.00	463,247,000.00	463,247,000.00	0.00	0.00	0.00	463,247,000.00	67,920,147.31	106,964,433.40	116,583,834.62	196,358,921.28	459,827,336.61	48,228,559.73	90,667,938.64	92,670,504.78	199,869,142.67	379,431,146.02	0.00	3,419,663.39	80,396,190.59	0.00
		253,813,000.00	9,805,000.00	263,618,000.00	253,813,000.00	9,805,000.00	0.00	0.00	263,618,000.00	44,856,833.40	77,326,500.10	53,114,500.10	88,316,166.40	263,618,000.00	36,087,424.65	73,352,525.53	56,222,180.37	88,595,278.89	254,257,409.44	0.00	0.00	9,360,590.56	0.00
OOE		207,182,000.00	(9,805,000.00)	197,377,000.00	207,182,000.00	(9,805,000.00)	0.00	0.00	197,377,000.00	23,061,313.91	31,635,933.30	63,469,334.52	78,042,754.88	196,209,336.61	12,141,135.08	25,310,413.11	36,448,324.41	51,273,863.98	125,173,736.58	0.00	1,167,663.39	71,035,600.03	0.00
nEx (if Applicable)		0.00	0.00	0.00	0.00	0.00	0.00	0.00	0.00	0.00	0.00	0.00	0.00	0.00	0.00	0.00	0.00	0.00	0.00	0.00	0.00	0.00	0.00
		2,252,000.00	0.00	2,252,000.00	2,252,000.00	0.00	0.00	0.00	2,252,000.00	0.00	0.00	0.00	0.00	0.00	0.00	0.00	0.00	0.00	0.00	0.00	2,252,000.00	0.00	0.00
ib-Total, I Agency Specific Budget		1,343,444,000.00	0.00	1,343,444,000.00	1,341,536,728.00	0.00	0.00	0.00	1,341,536,728.00	170,075,891.21	303,407,791.38	265,619,442.65	459,816,944.64	1,198,922,069.88	122,291,315.11	227,419,008.77	239,286,010.17	332,629,570.66	921,625,902.71	1,907,272.00	142,614,658.12	277,296,167.17	0.00
		559,610,000.00	28,523,827.00	588,133,827.00	557,702,728.00	28,523,827.00	0.00	0.00	586,226,555.00	106,417,199.94	168,813,519.02	121,233,029.75	189,762,803.63	586,226,552.54	92,147,224.51	161,994,714.00	123,423,797.88	175,531,714.12	553,097,450.51	1,907,272.00	2.46	33,129,102.03	0.00
OOE		617,399,000.00	(28,523,827.00)	588,875,173.00	617,399,000.00	(28,523,827.00)	0.00	0.00	586,875,173.00	63,658,691.27	111,894,301.36	122,511,092.90	211,539,714.15	509,603,799.68	30,144,090.60	65,424,292.77	107,307,212.29	133,453,150.54	336,328,746.20	0.00	79,271,373.32	173,275,053.48	0.00
nEx (if Applicable)		0.00	0.00	0.00	0.00	0.00	0.00	0.00	0.00	0.00	0.00	0.00	0.00	0.00	0.00	0.00	0.00	0.00	0.00	0.00	0.00	0.00	0.00
		166,435,000.00	0.00	166,435,000.00	166,435,000.00	0.00	0.00	0.00	166,435,000.00	0.00	22,699,971.00	21,875,320.00	58,516,426.66	103,091,717.66	0.00	0.00	8,565,000.00	23,644,706.00	32,199,706.00	0.00	63,343,282.34	70,802,011.66	0.00
Automatic Appropriations		50,029,000.00	1,056,718.00	51,085,718.00	51,085,718.00	0.00	0.00	0.00	51,085,718.00	7,689,120.33	11,798,529.52	14,365,958.04	17,232,110.11	51,085,718.00	7,689,120.33	11,798,529.52	14,365,958.04	12,932,983.54	46,786,591.43	0.00	0.00	4,299,126.57	0.00
pecific Budgets of National Government Agencies		50,029,000.00	1,056,718.00	51,085,718.00	51,085,718.00	0.00	0.00	0.00	51,085,718.00	7,689,120.33	11,798,529.52	14,365,958.04	17,232,110.11	51,085,718.00	7,689,120.33	11,798,529.52	14,365,958.04	12,932,983.54	46,786,591.43	0.00	0.00	4,299,126.57	0.00
ntirement and Life Insurance Premiums		50,029,000.00	1,056,718.00	51,085,718.00	51,085,718.00	0.00	0.00	0.00	51,085,718.00	7,689,120.33	11,798,529.52	14,365,958.04	17,232,110.11	51,085,718.00	7,689,120.33	11,798,529.52	14,365,958.04	12,932,983.54	46,786,591.43	0.00	0.00	4,299,126.57	0.00
		50,029,000.00	1,056,718.00	51,085,718.00	51,085,718.00	0.00	0.00	0.00	51,085,718.00	7,689,120.33	11,798,529.52	14,365,958.04	17,232,110.11	51,085,718.00	7,689,120.33	11,798,529.52	14,365,958.04	12,932,983.54	46,786,591.43	0.00	0.00	4,299,126.57	0.00
ib-Total II Automatic Appropriations		50,029,000.00	1,056,718.00	51,085,718.00	51,085,718.00	0.00	0.00	0.00	51,085,718.00	7,689,120.33	11,798,529.52	14,365,958.04	17,232,110.11	51,085,718.00	7,689,120.33	11,798,529.52	14,365,958.04	12,932,983.54	46,786,591.43	0.00	0.00	4,299,126.57	0.00
		50,029,000.00	1,056,718.00	51,085,718.00	51,085,718.00	0.00	0.00	0.00	51,085,718.00	7,689,120.33	11,798,529.52	14,365,958.04	17,232,110.11	51,085,718.00	7,689,120.33	11,798,529.52	14,365,958.04	12,932,983.54	46,786,591.43	0.00	0.00	4,299,126.57	0.00
OOE		0.00	0.00	0.00	0.00	0.00	0.00	0.00	0.00	0.00	0.00	0.00	0.00	0.00	0.00	0.00	0.00	0.00	0.00	0.00	0.00	0.00	0.00
nEx		0.00	0.00	0.00	0.00	0.00	0.00	0.00	0.00	0.00	0.00	0.00	0.00	0.00	0.00	0.00	0.00	0.00	0.00	0.00	0.00	0.00	0.00
		0.00	0.00	0.00	0.00	0.00	0.00	0.00	0.00	0.00	0.00	0.00	0.00	0.00	0.00	0.00	0.00	0.00	0.00	0.00	0.00	0.00	0.00
Special Purpose Fund		0.00	64,409,487.00	64,409,487.00	0.00	64,409,487.00	0.00	0.00	64,409,487.00	15,060,426.42	7,742,832.29	902,702.57	40,556,889.24	64,262,860.52	1,170,867.91	7,632,934.86	1,092,015.74	23,234,445.93	46,935,449.10	0.00	146,626.48	17,327,411.42	0.00
iscellaneous Personnel Benefits Fund		0.00	53,662,675.00	53,662,675.00	0.00	53,662,675.00	0.00	0.00	53,662,675.00	13,810,142.77	0.00	0.00	39,705,910.00	53,516,052.77	13,805,184.66	0.00	0.00	22,383,456.69	36,188,641.35	0.00	146,622.23	17,327,411.42	0.00
		0.00	53,662,675.00	53,662,675.00	0.00	53,662,675.00	0.00	0.00	53,662,675.00	13,810,142.77	0.00	0.00	39,705,910.00	53,516,052.77	13,805,184.66	0.00	0.00	22,383,456.69	36,188,641.35	0.00	146,622.23	17,327,411.42	0.00
nsion and Gratuity Fund		0.00	10,746,812.00	10,746,812.00	0.00	10,746,812.00	0.00	0.00	10,746,812.00	1,250,283.65	7,742,832.29	902,702.57	850,989.24	10,746,807.75	1,170,867.91	7,632,934.86	1,092,015.74	850,989.24	10,746,807.75	0.00	4.25	0.00	0.00
		0.00	10,746,812.00	10,746,812.00	0.00	10,746,812.00	0.00	0.00	10,746,812.00	1,250,283.65	7,742,832.29	902,702.57	850,989.24	10,746,807.75	1,170,867.91	7,632,934.86	1,092,015.74	850,989.24	10,746,807.75	0.00	4.25	0.00	0.00

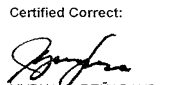
[Handwritten signature]


Department: Department of Energy (DOE)
 Agency/Entity: Office of the Secretary
 Reporting Unit: < not applicable >
 Organization Code: 09 001 0000000
 Fund Cluster: 01 Regular Agency Fund
 (e.g. UACS Fund Cluster: 01-Regular Agency Fund, 02-Foreign Assisted Projects Fund, 03-Special Account-Locally Funded/Domestic Grants Fund, and 04-Special Account-Foreign Assisted/Foreign Grants Fund)


X	Current Year Appropriations
	Supplemental Appropriations
	Continuing Appropriations

Particulars	UACS CODE	Appropriations				Allotments		Current Year Obligations					Current Year Disbursements					Balances					
		Authorized Appropriations	(Transfer To/From, Modifications)	Adjusted Appropriations	Allotments Received	Adjustments (Reductions, Modifications/ Augmentations)	Transfer To	Transfer From	Adjusted Total Allotments	1st Quarter Ending March 31	2nd Quarter Ending June 30	3rd Quarter Ending Sept. 30	4th Quarter Ending Dec. 31	TOTAL	1st Quarter Ending March 31	2nd Quarter Ending June 30	3rd Quarter Ending Sept. 30	4th Quarter Ending Dec. 31	TOTAL	Unreleased Appro	Unobligated Allotments	Unpaid Obligations (15-20)=(23+24)	
		3	4	5=(3+4)	6	7	8	9	10=[(6+(-)-8+9)]	11	12	13	14	15=[(11+12+13+14)]	16	17	18	19	20=[(16+17+18+19)]	21	22	23	24
Total III. Special Purpose Fund		0.00	64,409,487.00	64,409,487.00	0.00	64,409,487.00	0.00	0.00	64,409,487.00	15,060,426.42	7,742,832.29	902,702.57	40,556,699.24	64,262,860.52	1,170,867.91	7,632,934.66	1,092,015.74	23,234,445.93	46,935,449.10	0.00	146,626.48	17,327,411.42	0.00
E		0.00	0.00	0.00	0.00	0.00	0.00	0.00	0.00	0.00	0.00	0.00	0.00	0.00	0.00	0.00	0.00	0.00	0.00	0.00	0.00	0.00	0.00
ND TOTAL		1,399,473,000.00	65,466,205.00	1,458,939,205.00	1,392,622,446.00	64,409,487.00	0.00	0.00	1,457,031,933.00	192,825,437.96	322,949,153.19	280,888,103.26	517,607,953.99	1,314,270,648.40	144,956,488.01	246,850,471.15	254,743,983.95	368,797,000.13	1,015,347,943.24	1,907,272.00	142,761,284.60	298,922,705.16	0.00
E		609,639,000.00	93,990,032.00	703,629,032.00	608,788,446.00	92,933,314.00	0.00	0.00	701,721,766.00	129,166,746.69	188,354,880.83	136,501,690.36	247,551,813.16	701,575,131.06	114,812,397.41	161,426,178.38	138,861,771.66	211,699,143.59	646,819,491.04	1,907,272.00	146,626.54	54,755,640.02	0.00
E		617,399,000.00	(28,523,827.00)	588,875,173.00	617,399,000.00	(28,523,827.00)	0.00	0.00	588,875,173.00	63,656,691.27	111,894,301.36	122,511,092.90	211,539,714.15	509,603,799.68	30,144,090.60	65,424,292.77	107,307,212.29	133,453,150.54	336,328,746.20	0.00	79,271,373.32	173,275,053.48	0.00
Allocation by OO:		166,435,000.00	0.00	166,435,000.00	166,435,000.00	0.00	0.00	0.00	166,435,000.00	0.00	22,699,971.00	21,875,320.00	58,516,426.66	103,091,717.66	0.00	0.00	8,555,000.00	23,644,706.00	32,199,706.00	0.00	63,343,262.34	70,892,011.66	0.00
Key Specific Budget		463,247,000.00	0.00	463,247,000.00	463,247,000.00	0.00	0.00	0.00	463,247,000.00	67,920,147.31	108,964,433.40	116,583,634.62	166,358,921.28	459,827,336.61	48,228,559.73	96,662,938.64	92,670,504.76	139,869,142.87	379,431,146.02	0.00	3,419,663.39	80,396,190.59	0.00
DISCREET REGIONAL ENERGY PLANNING GRAM		80,722,000.00	0.00	80,722,000.00	80,722,000.00	0.00	0.00	0.00	80,722,000.00	10,466,199.16	16,426,750.72	24,147,026.35	29,660,023.77	80,722,000.00	6,986,230.82	15,276,396.03	14,293,920.95	22,954,590.83	59,511,140.64	0.00	0.00	21,210,659.36	0.00
VERTICAL ENERGY DEVELOPMENT GRAM		51,769,000.00	0.00	51,769,000.00	51,769,000.00	0.00	0.00	0.00	51,769,000.00	7,364,322.50	13,382,130.18	10,086,721.81	20,176,593.01	51,011,767.50	5,692,364.56	12,496,666.69	10,613,451.63	12,923,174.48	42,125,677.58	0.00	757,232.50	8,895,089.92	0.00
ENABLE ENERGY DEVELOPMENT PROGRAM		106,160,000.00	0.00	106,160,000.00	106,160,000.00	0.00	0.00	0.00	106,160,000.00	16,107,434.27	23,480,514.73	36,386,135.87	30,185,915.13	106,160,000.00	11,366,221.31	23,303,638.49	25,648,269.33	28,276,002.48	88,796,131.61	0.00	0.00	17,363,868.39	0.00
WATER ENERGY DEVELOPMENT PROGRAM		86,089,000.00	0.00	86,089,000.00	86,089,000.00	0.00	0.00	0.00	86,089,000.00	15,675,536.12	24,768,956.63	24,171,178.35	21,776,777.76	85,792,450.86	11,726,597.23	22,398,453.15	15,088,314.94	27,727,119.12	76,940,484.44	0.00	296,540.14	8,051,966.42	0.00
HYDROPOWER INDUSTRY DEVELOPMENT GRAM		68,345,000.00	0.00	68,345,000.00	68,345,000.00	0.00	0.00	0.00	68,345,000.00	12,533,395.59	19,579,529.75	12,823,384.39	23,294,808.52	68,231,118.25	8,260,677.13	16,880,575.79	16,223,073.69	20,104,436.23	61,468,763.04	0.00	115,681.75	6,762,355.21	0.00
ENERGY EFFICIENCY AND CONSERVATION GRAM		44,777,000.00	0.00	44,777,000.00	44,777,000.00	0.00	0.00	0.00	44,777,000.00	4,215,159.41	5,991,169.84	5,717,827.68	26,600,813.07	42,525,000.00	2,751,774.36	5,076,443.66	5,607,187.85	20,271,492.67	33,906,888.76	0.00	2,257,000.00	8,618,101.24	0.00
RENEWABLE ENERGY TECHNOLOGIES GRAM		25,385,000.00	0.00	25,385,000.00	25,385,000.00	0.00	0.00	0.00	25,385,000.00	2,156,098.26	5,333,351.55	3,249,560.17	14,643,990.02	25,385,000.00	1,244,694.30	3,230,742.41	4,596,286.18	7,610,327.06	16,682,049.95	0.00	0.00	8,702,950.05	0.00

Certified Correct:

 ELISA B. MORALES
 Date: 30/01/2020 9:38

Certified Correct:

 MYRNA G. PEÑARANDA
 Date: 30/01/2020 9:38

Recommending Approval:

 ARACELI A.S. SOLUTA
 Date: 30/01/2020 9:42

Approved By:

 RAUL B. AGUILOS CESOI
 Date: 30/01/2020 9:58