

**STATEMENT OF APPROPRIATIONS, ALLOTMENTS, OBLIGATIONS, DISBURSEMENTS AND BALANCES  
As of the Quarter Ending June 30, 2017**

**Department: Department of Energy (DOE)**  
**Agency: Office of the Secretary**  
**Operating Unit: N/A**  
**Organization Code (UACS): 090010000000**  
**Fund Cluster: 01 - Regular Agency Fund**

**Authorization: 02 - Continuing Appropriations**  
**Report Status: PENDING**


Particulars	UACS CODE	Appropriation			Allotments			Current Year Obligations					Current Year Disbursements					Balance						
		Authorized Appropriation	Adjustments (Transfer To/From, Realignment)	Adjusted Appropriations	Allotments Received	Adjustments (Withdrawal, Realignment)	Transfer To	Transfer From	Adjusted Total Allotments	1st Quarter Ending March 31	2nd Quarter Ending June 30	3rd Quarter Ending Sept. 30	4th Quarter Ending Dec. 31	Total	1st Quarter Ending March 31	2nd Quarter Ending June 30	3rd Quarter Ending Sept. 30	4th Quarter Ending Dec. 31	Total	Unreleased Appropriations	Unobligated Allotment	Unpaid Obligations (15-20) + (21-24)		
																						Due and Demandable	Not Yet Due and Demandable	
1	2	3	4	5	6	7	8	9	10	11	12	13	14	15	16	17	18	19	20	21	22	23	24	
<b>Agency Specific Budget</b>																								
<b>Specific Budgets of National Government Agencies</b>																								
	01102101																							
General Administration and Support	0000010000000000	34,903,384.75		34,903,384.75	34,903,384.75				34,903,384.75	3,890,415.30	581,431.22			4,481,848.52	3,851,241.88	725,562.14				4,376,804.00		30,421,538.23		105,042.52
General Management and Supervision	1030010001000000	34,903,384.75		34,903,384.75	34,903,384.75				34,903,384.75	3,890,415.30	581,431.22			4,481,848.52	3,851,241.88	725,562.14				4,376,804.00		30,421,538.23		105,042.52
MOOE		34,482,214.82		34,482,214.82	34,482,214.82				34,482,214.82	3,890,415.30	581,431.22			4,481,848.52	3,851,241.88	725,562.14				4,376,804.00		29,980,368.10		105,042.52
OO		441,170.13		441,170.13	441,170.13				441,170.13															
Support to Operations	0000020000000000	8,814,275.99		8,814,275.99	8,814,275.99				8,814,275.99	566,569.71				566,569.71	186,006.41	399,285.00				585,294.41		8,247,796.28		1,275.30
Legal Services	1030020001000000	896,472.39		896,472.39	896,472.39				896,472.39	37,632.98				37,632.98	37,632.98					37,632.98		858,839.41		
MOOE		896,472.39		896,472.39	896,472.39				896,472.39	37,632.98				37,632.98	37,632.98					37,632.98		858,839.41		
Information Technology and Data Management Services	1030020002000000	3,748,885.64		3,748,885.64	3,748,885.64				3,748,885.64	485,362.39				485,362.39	86,077.39	399,285.00				485,362.39		3,263,523.25		
MOOE		3,748,885.64		3,748,885.64	3,748,885.64				3,748,885.64	485,362.39				485,362.39	86,077.39	399,285.00				485,362.39		3,263,523.25		
Energy Research Testing and Laboratory Services	1630020003000000	2,854,917.96		2,854,917.96	2,854,917.96				2,854,917.96	43,574.34				43,574.34	42,299.04					42,299.04		2,811,343.82		1,275.30
MOOE		2,854,917.96		2,854,917.96	2,854,917.96				2,854,917.96	43,574.34				43,574.34	42,299.04					42,299.04		2,811,343.82		1,275.30
Monitoring and evaluation (M & E) activities of Bottom-Up Budgeting Projects	1030020004000000	1,314,000.00		1,314,000.00	1,314,000.00				1,314,000.00													1,314,000.00		
MOOE		1,314,000.00		1,314,000.00	1,314,000.00				1,314,000.00													1,314,000.00		
Operations	0000030000000000	96,044,139.18		96,044,139.18	96,044,139.18				96,044,139.18	1,863,873.36	172,064.32			2,155,837.68	1,513,825.29	346,128.04				1,859,951.33		83,888,201.80		295,986.35
MFO 1: ENERGY SECTOR POLICY SERVICES	0000030100000000	16,819,973.86		16,819,973.86	16,819,973.86				16,819,973.86	730,828.21	12,574.32			743,202.53	442,288.48	284,114.04				726,403.53		15,876,771.13		16,799.00
Formulation, updating and monitoring of short, medium and long term national and regional energy policies, plans and programs	1630030101000000	5,497,434.81		5,497,434.81	5,497,434.81				5,497,434.81	242,415.07	5,599.47			248,014.54	185,955.81	81,758.03				247,714.54		5,249,420.07		300.00
MOOE		5,497,434.81		5,497,434.81	5,497,434.81				5,497,434.81	242,415.07	5,599.47			248,014.54	185,955.81	81,758.03				247,714.54		5,249,420.07		300.00
Formulation of policies, plans, and programs	0000030102000000	8,930,197.34		8,930,197.34	8,930,197.34				8,930,197.34	483,645.18	6,974.85			470,820.03	231,788.82	222,355.41				454,121.03		8,496,577.31		16,489.00
Exploration, development and production of indigenous energy resources (petroleum and coal energy resources)	1630030102000001	186,838.98		186,838.98	186,838.98				186,838.98	1,987.06				1,987.06	1,987.06					1,987.06		184,851.92		
MOOE		186,838.98		186,838.98	186,838.98				186,838.98	1,987.06				1,987.06	1,987.06					1,987.06		184,851.92		
Alternative fuels and technologies development and utilization, energy efficiency and conservation	1630030102000002	181,561.56		181,561.56	181,561.56				181,561.56													181,561.56		
MOOE		181,561.56		181,561.56	181,561.56				181,561.56													181,561.56		
Renewable energy management	1630030102000003	5,357,766.31		5,357,766.31	5,357,766.31				5,357,766.31	202,848.94	720.00			203,568.94	169,206.94	18,061.50				187,267.94		5,154,198.37		16,289.00

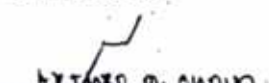


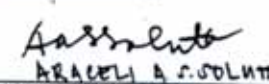
Particulars	UACB CODE	Appropriation			Adjustments					Current Year Disbursements										Unreleased Appropriations		Unpaid Obligations (15-20) + (21-24)	
		Authorized Appropriation	Adjustments (By/From, Realignment)	Adjusted Appropriations	Adjustments Received	Adjustments (Withdrawal, Realignment)	Transfer To	Transfer From	Adjusted Total Adjustments	1st Quarter Ending March 31	2nd Quarter Ending June 30	3rd Quarter Ending Sept. 30	4th Quarter Ending Dec. 31	Total	1st Quarter Ending March 31	2nd Quarter Ending June 30	3rd Quarter Ending Sept. 30	4th Quarter Ending Dec. 31	Total	Unreleased Appropriations	Unobligated Allotment	Due and Demandable	
																						Due and Demandable	Not Yet Due and Demandable
MOOE		5,357,796.31		5,357,796.31	5,357,796.31				202,845.94	720.00			203,566.94	199,206.94	18,061.00				187,267.94		6,154,190.31		16,299.00
Electric power industry to include expanded rural electrification	163003010200004	3,224,030.49		3,224,030.49	3,224,030.49				258,811.18	6,254.85			265,066.03	80,571.82	204,294.41				284,866.03		2,958,964.48		200.00
MOOE		3,224,030.49		3,224,030.49	3,224,030.49				258,811.18	6,254.85			265,066.03	80,571.82	204,294.41				284,866.03		2,958,964.48		200.00
Formulation of policies and standards	000003010300000	2,192,341.71		2,192,341.71	2,192,341.71				24,567.96				24,567.96	24,567.96					24,567.96		2,167,773.75		
For the oil industry including natural gas	163003010300001	1,306,423.86		1,306,423.86	1,306,423.86				24,567.96				24,567.96	24,567.96					24,567.96		1,281,855.89		
MOOE		1,306,423.86		1,306,423.86	1,306,423.86				24,567.96				24,567.96	24,567.96					24,567.96		1,281,855.89		
For labeling and lighting	163003010300002	885,917.85		885,917.85	885,917.85				885,917.85				885,917.85	885,917.85					885,917.85		885,917.85		
MOOE		885,917.85		885,917.85	885,917.85				885,917.85				885,917.85	885,917.85					885,917.85		885,917.85		
MFO 2. PROMOTION OF ENERGY SECTOR INNOVATION	000003020000000	48,243,579.25		48,243,579.25	48,243,579.25				599,114.54	40,355.85			639,470.39	588,233.83	47,340.21				635,574.14		47,804,108.86		3,896.25
Promotion of energy development and conservation	000003020100000	42,140,044.38		42,140,044.38	42,140,044.38				446,418.74	40,355.85			486,774.59	435,536.13	47,340.21				482,878.34		41,653,289.79		3,896.25
Promotion of exploration, development and production of indigenous energy resources (petroleum and coal energy resources)	163003020100001	1,227,106.02		1,227,106.02	1,227,106.02				174,006.04	(1,410.15)			172,595.89	172,595.89					172,595.89		1,054,510.13		
MOOE		1,227,106.02		1,227,106.02	1,227,106.02				174,006.04	(1,410.15)			172,595.89	172,595.89					172,595.89		1,054,510.13		
Promotion of alternative fuels and technologies development and utilization, energy efficiency and conservation	163003020100002	17,419,470.59		17,419,470.59	17,419,470.59				11,385.00	41,766.00			53,161.00	11,395.00	41,766.00				53,161.00		17,366,306.59		
MOOE		17,419,470.59		17,419,470.59	17,419,470.59				11,385.00	41,766.00			53,161.00	11,395.00	41,766.00				53,161.00		17,366,306.59		
Promotion of oil industry including natural gas	163003020100003	2,037,595.00		2,037,595.00	2,037,595.00				85,940.93				85,940.93	85,874.68					85,874.68		1,951,654.07		86.25
MOOE		2,037,595.00		2,037,595.00	2,037,595.00				85,940.93				85,940.93	85,874.68					85,874.68		1,951,654.07		86.25
Promotion of electric power industry	163003020100004	1,744,507.04		1,744,507.04	1,744,507.04				139,789.51				139,789.51	134,195.30	5,574.21				139,789.51		1,604,737.53		
MOOE		1,744,507.04		1,744,507.04	1,744,507.04				139,789.51				139,789.51	134,195.30	5,574.21				139,789.51		1,604,737.53		
Promotion of renewable energy resources	163003020100005	19,711,365.73		19,711,365.73	19,711,365.73				35,307.26				35,307.26	31,477.26					31,477.26		19,678,064.47		3,830.00
MOOE		19,711,365.73		19,711,365.73	19,711,365.73				35,307.26				35,307.26	31,477.26					31,477.26		19,678,064.47		3,830.00
Implementation of the National Biomass Program	163003020200000	2,111,481.89		2,111,481.89	2,111,481.89				148,029.14				148,029.14	148,029.14					148,029.14		1,963,452.75		
MOOE		2,111,481.89		2,111,481.89	2,111,481.89				148,029.14				148,029.14	148,029.14					148,029.14		1,963,452.75		
Implementation of the National Renewable Energy Program	163003020300000	3,992,052.98		3,992,052.98	3,992,052.98				4,866.66				4,866.66	4,866.66					4,866.66		3,987,186.32		
MOOE		3,992,052.98		3,992,052.98	3,992,052.98				4,866.66				4,866.66	4,866.66					4,866.66		3,987,186.32		
MFO 3. ENERGY SECTOR REGULATORY SERVICES	000003030000000	31,180,586.27		31,180,586.27	31,180,586.27				654,130.61	119,134.15			773,264.76	483,301.87	14,871.79				497,873.85		30,407,321.51		275,291.10
Regulation of the energy resources	000003030100000	21,163,831.35		21,163,831.35	21,163,831.35				406,867.26	2,184.15			408,871.41	240,099.47	10,430.94				250,530.31		20,754,709.94		158,341.18
Regulation relating to exploration, development and production of indigenous energy resources through research and scientific, physical and calibration testing	163003030100001	440,540.93		440,540.93	440,540.93				14,941.39	2,184.15			17,125.54	14,941.39	549.00				15,490.39		423,415.39		1,835.15
MOOE		440,540.93		440,540.93	440,540.93				14,941.39	2,184.15			17,125.54	14,941.39	549.00				15,490.39		423,415.39		1,835.15
Regulations relating to alternative fuels and technologies development and utilization, energy efficiency and conservation	163003030100002	916,213.58		916,213.58	916,213.58				45,048.00				45,048.00	39,103.23	9,944.77				45,048.00		871,165.58		
MOOE		916,213.58		916,213.58	916,213.58				45,048.00				45,048.00	39,103.23	9,944.77				45,048.00		871,165.58		




Particulars	UACS CODE	Appropriation			Adjustments				Current Year Disbursements										Unpaid Obligations (15-25) - (21-24)				
		Authorized Appropriation	Adjustments (To)/From, Realignment	Adjusted Appropriations	Adjustments Received	Adjustments (Withdrawal, Realignment)	Transfer To	Transfer From	Adjusted Total Adjustments	1st Quarter Ending March 31	2nd Quarter Ending June 30	3rd Quarter Ending Sept. 30	4th Quarter Ending Dec. 31	Total	1st Quarter Ending March 31	2nd Quarter Ending June 30	3rd Quarter Ending Sept. 30	4th Quarter Ending Dec. 31	Total	Unreleased Appropriations	Unobligated Allotment	Due and Demandable	Not Yet Due and Demandable
Regulations relating to exploration, development and production of renewable energy resources	163003030100003	19,806,876.84		19,806,876.84	19,806,876.84			19,806,876.84	348,897.87					348,897.87	186,054.85	3,937.07			189,991.92		18,650,179.87		156,705.95
MOOE		19,806,876.84		19,806,876.84	19,806,876.84			19,806,876.84	348,897.87					348,897.87	186,054.85	3,937.07			189,991.92		18,650,179.87		156,705.95
Regulation of the energy industry	000003030200000	8,837,220.27		8,837,220.27	8,837,220.27			8,837,220.27	247,443.35	118,950.00				366,393.35	243,202.40	4,240.95			247,443.35		8,472,626.92		118,950.00
Regulation of oil industry including natural gas	163003030200001	1,496,821.48		1,496,821.48	1,496,821.48			1,496,821.48	754.00					754.00	754.00				754.00		1,496,067.48		
MOOE		1,496,821.48		1,496,821.48	1,496,821.48			1,496,821.48	754.00					754.00	754.00				754.00		1,496,067.48		
Regulation of electric power industry	163003030200002	5,340,398.81		5,340,398.81	5,340,398.81			5,340,398.81	246,889.35	118,950.00				365,839.35	242,448.40	4,240.95			246,889.35		4,978,759.45		116,950.00
MOOE		5,340,398.81		5,340,398.81	5,340,398.81			5,340,398.81	246,889.35	118,950.00				365,839.35	242,448.40	4,240.95			246,889.35		4,978,759.45		116,950.00
Extension and enhancement of energy resource exploration, development and utilization, and energy industry management and control activities	000003030300000	3,178,734.65		3,178,734.65	3,178,734.65			3,178,734.65													3,178,734.65		
Vizcarra Field Office	163003030300001	537,864.09		537,864.09	537,864.09			537,864.09													537,864.09		
MOOE		537,864.09		537,864.09	537,864.09			537,864.09													537,864.09		
Mindanao Field Office	163003030300002	2,363,975.64		2,363,975.64	2,363,975.64			2,363,975.64													2,363,975.64		
MOOE		2,363,975.64		2,363,975.64	2,363,975.64			2,363,975.64													2,363,975.64		
Luzon Field Office	163003030300003	277,894.92		277,894.92	277,894.92			277,894.92													277,894.92		
MOOE		277,894.92		277,894.92	277,894.92			277,894.92													277,894.92		
Sub-Total: Agency-Specific		139,781,799.92		139,781,799.92	139,781,799.92			139,781,799.92	6,440,858.37	763,495.54				7,204,353.91	5,331,076.56	1,470,973.18			6,802,049.74		132,557,446.01		402,304.17
MOOE		139,320,629.79		139,320,629.79	139,320,629.79			139,320,629.79	6,440,858.37	763,495.54				7,204,353.91	5,331,076.56	1,470,973.18			6,802,049.74		132,116,275.88		402,304.17
OO		441,170.13		441,170.13	441,170.13			441,170.13													441,170.13		
II. Automatic Appropriations																							
III. Special Purpose Fund																							
GRAND TOTAL		139,781,799.92		139,781,799.92	139,781,799.92			139,781,799.92	6,440,858.37	763,495.54				7,204,353.91	5,331,076.56	1,470,973.18			6,802,049.74		132,557,446.01		402,304.17
MOOE		139,320,629.79		139,320,629.79	139,320,629.79			139,320,629.79	6,440,858.37	763,495.54				7,204,353.91	5,331,076.56	1,470,973.18			6,802,049.74		132,116,275.88		402,304.17
OO		441,170.13		441,170.13	441,170.13			441,170.13													441,170.13		

Certified Correct:  
  
 ELISHA R. MORALES  
 Budget Officer  
 Date: \_\_\_\_\_

Certified Correct:  
  
 ARTURO M. CUDINO  
 Chief Accountant  
 Date: \_\_\_\_\_

Recommended By:  
  
 ARACELY A. SOLANA  
 Director, FMS  
 Date: \_\_\_\_\_

Approved By:  
  
 ALFONSO  
 Agency Head/Department  
 Date: \_\_\_\_\_

This report was generated using the Unified Reporting System on 22/07/2017 15:04

