

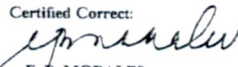


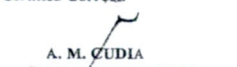
**SUMMARY OF APPROPRIATIONS, ALLOTMENTS, OBLIGATIONS, DISBURSEMENTS AND BALANCES BY OBJECT OF EXPENDITURES**  
 As of the Quarter Ending September 30, 2015  
 (In Thousand Pesos)

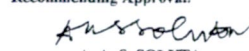
Department: ENERGY  
 Agency: OFFICE OF THE SECRETARY  
 Region/Province/City: NCR  
 Fund: 102


x	Current Year Appropriations
	Supplemental Appropriations
x	Continuing Appropriations

Particulars	UACS Code	Appropriations			Allotments			Current Year Obligations					Disbursements				Balances						
		Authorized Appropriations	Adjustments (Transfer, To/From, Realignment)	Adjusted Appr.	Allotments Received	Adjustments (Withdrawal, Realignment)	Transfer To	Transfer From	Adjusted Total Allotments	1st	2nd	3rd	4th	Total	1st	2nd	3rd	4th	Total	Unreleased Appr.	Unobligated Allotments	Unpaid Obligations	
										Qtrr ending Mar 31	Qtrr ending June 30	Qtrr ending Sept 30	Qtrr ending Dec. 31	Qtrr ending Mar 31	Qtrr ending June 30	Qtrr ending Sept 30	Qtrr ending Dec. 31	Due & Demandable	Not Yet Due & Demandable				
<b>I. CURRENT YEAR BUDGET/APPROPRIATIONS</b>																							
Market Transformation through the Introduction of Energy-Efficient Electric Vehicles Project- 504040001																							
Maintenance and Other Operating Expenses																							
Other Professional Services	50211030 00	43,510		43,510	43,510			43,510														43,510	
Capital Outlay		2,443,380		2,443,380	2,443,380			2,443,380														2,443,380	
Motor Vehicle	50604060 01	2,443,380		2,443,380	2,443,380			2,443,380														2,443,380	
Financial Expenses		93,120		93,120	93,120			93,120														93,120	
Other Financial Charges	50300000 00	93,120		93,120	93,120			93,120														93,120	
<b>Total, Current Appropriations, E-Trike</b>		<b>2,580,010</b>		<b>2,580,010</b>	<b>2,580,010</b>			<b>2,580,010</b>														<b>2,580,010</b>	
<b>II. CONTINUING APPROPRIATIONS- CY 2014 BUDGET</b>																							
Market Transformation through the Introduction of Energy-Efficient Electric Vehicles Project- 504040001																							
Maintenance and Other Operating Expenses		43,342		43,342	43,342			43,342	157	83	51		291	104	59	86		249				43,051	42
Travelling Expenses																							
Travelling Expenses- Local	50201010 00								0.25				0.25	0.25									
Communication Expenses																							
Telephone Expenses	50205020 01								7	7	4		18	4	5	5		9					9
Advertising Expenses	50299010 00								19				19	19				19					
Representation Expenses	50299030 00								131	76	47		254	81	54	81		135					119
Professional Services																							
Consultancy Services	50211030 00	4,750		4,750	4,750			4,750															
Other Professional Services	50211990 00	37,420		37,420	37,420			37,420															
Other MOOE	50299990 00	1,340		1,340	1,340			1,340															
<b>Capital Outlay</b>		<b>2,443,380</b>		<b>2,443,380</b>	<b>2,443,380</b>			<b>2,443,380</b>														<b>2,443,380</b>	
Motor Vehicle	50604060 01	2,443,380		2,443,380	2,443,380			2,443,380														2,443,380	
<b>Financial Expenses</b>		<b>93,120</b>		<b>93,120</b>	<b>93,120</b>			<b>93,120</b>														<b>93,120</b>	
Other Financial Charges	50300000 00	93,120		93,120	93,120			93,120														93,120	
<b>Total, Continuing Appropriations, E-Trike</b>		<b>2,579,842</b>		<b>2,579,842</b>	<b>2,579,842</b>			<b>2,579,842</b>	<b>157</b>	<b>83</b>	<b>51</b>		<b>291</b>	<b>104</b>	<b>59</b>	<b>86</b>		<b>249</b>				<b>2,579,551</b>	<b>42</b>
<b>GRAND TOTAL</b>		<b>5,159,852</b>		<b>5,159,852</b>	<b>5,159,852</b>			<b>5,159,852</b>	<b>157</b>	<b>83</b>	<b>51</b>		<b>291</b>	<b>104</b>	<b>59</b>	<b>86</b>		<b>249</b>				<b>5,159,561</b>	<b>42</b>

Certified Correct:  
  
 E.E. MORALES  
 OIC, Budget Division

Certified Correct:  
  
 A. M. CUDIA  
 Chief, Accounting Division

Recommending Approval:  
  
 A. A. S. SOLUTA  
 Director, FS

Approved by:  
  
 R. B. AGUILOS, CESO I  
 Undersecretary


**List of Allotments and Sub-Allotments**  
**As of the Quarter Ending September 30, 2015**  
(In Thousand Pesos)

Department: ENERGY  
Agency: OFFICE OF THE SECRETARY  
Region/Province/City: NCR  
Fund: 102

X	Current Year Appropriations
	Supplemental Appropriations
X	Continuing Appropriations

No.	Allotment/Sub-Allotments Number	Date of ABM/ SARO	Fund Source		Allotments				Sub-Allotment to Regions/Operating Units				Total Allotments			
			Description	UACS Code	MOOE	CO	FE	Total	MOOE	CO	FE	Total	MOOE	CO	FE	Total
A.	Allotments received from DBM															
1	RA 10651	Jan. 2015	Fund 102-Current Appropriations	504040001	43,510	2,443,380	93,120	2,580,010					43,510	2,443,380	93,120	2,580,010
1	R.A. 10633	Jan. 2014	Fund 102-Contg. Appropriations	504040001	43,342	2,443,380	93,120	2,579,842					43,342	2,443,380	93,120	2,579,842
5																
6																
	<b>Total Allotments</b>				<b>86.852</b>	<b>4,886,760</b>	<b>186,240</b>	<b>5,159,852</b>	<b>-</b>	<b>-</b>	<b>-</b>	<b>-</b>	<b>86.852</b>	<b>4,886,760</b>	<b>186,240</b>	<b>5,159,852</b>

Certified Correct:

  
**E. B. MORALES**  
OIC, Budget Division