


List of Agency Budget Matrix/Special Allotment Release Orders/Sub-Allotment Release Orders
As of the Quarter Ending September 30, 2015

Department: ENERGY																	
Agency: OFFICE OF THE SECRETARY																	
Region/Province/City: NCR																	
Fund: 101																	
		<table border="1" style="float: right;"> <tr> <td style="text-align: center;">x</td> <td>Current Year Appropriations</td> </tr> <tr> <td></td> <td>Continuing Appropriations</td> </tr> <tr> <td></td> <td>Supplemental Appropriations</td> </tr> </table>										x	Current Year Appropriations		Continuing Appropriations		Supplemental Appropriations
x	Current Year Appropriations																
	Continuing Appropriations																
	Supplemental Appropriations																
No.	ABM/SARO/Sub-ARO No.	Date of ABM/ SARO	Funding Source		Allotments				Sub-Allotment to Regions/Operating Units				Total Allotments				
			Description	UACS Code	PS	MOOE	CO	Total	PS	MOOE	CO	Total					
A. Allotments received from DBM																	
1	Comprehensive Release	1-Jan-2015	Agency Specific Budget	01 1 01 101	297,564	419,686	22,512	739,762					739,762				
2	GARO No. 2015-1	5-Jan-2015	RLIP	01 1 04 102	27,949			27,949					27,949				
3	SARO BMB-A-15-0000599	2-Feb-2015	PGF	01 1 01 407	409			409					409				
4	SARO BMB-A-15-0001981	26-Feb-2015	Agency Specific Budget	01 1 01 101		145,000	-	145,000					145,000				
5	SARO BMB-A-15-0002572	6-Mar-2015	PGF	01 1 01 407	629			629					629				
6	SARO BMB-A-15-0003337	19-Mar-2015	PGF	01 1 01 407	245			245					245				
7	SARO BMB-A-15-0005408	7-May-2015	Agency Specific Budget	01 1 01 101			4,500	4,500					4,500				
8	SARO BMB-A-15-0007512	6-Jun-2015	MPBF	01 1 01 406	15,453			15,453					15,453				
9	SARO BMB-A-15-0008101	16-Jun-2015	MPBF	01 1 01 406	4,332			4,332					4,332				
10	SARO BMB-A-15-0008140	17-Jun-2015	PGF	01 1 01 407	117			117					117				
11	SARO BMB-A-15-0008341	22-Jun-2015	PGF	01 1 01 407	31			31					31				
12	SARO BMB-A-15-0008921	30-Jun-2015	PGF	01 1 01 407	445			445					445				
13	SARO BMB-A-15-0008922	30-Jun-2015	PGF	01 1 01 407	27			27					27				
14	SARO BMB-A-15-0009463	9-Jul-2015	MPBF	01 1 01 406	6,435			6,435					6,435				
15	SARO BMB-A-15-0010749	3-Aug-2015	PGF	01 1 01 407	51			51					51				
16	SARO BMB-A-15-0012003	26-Aug-2015	PGF	01 1 01 407	442			442					442				
17	SARO BMB-A-15-0013234	17-Sep-2015	PGF	01 1 01 407	41			41					41				
18	SARO BMB-A-15-0000218	22-Jan-2015	Auto Appro *	01 1 04 105	-	3,067		3,067					3,067				
Total Allotments					354,170	567,753	27,012	948,935	-	-	-	-	948,935				

* For book entry purpose only


Certified Correct:


E. B. MORALES
OIC-Chief Budget Officer

List of Agency Budget Matrix/Special Allotment Release Orders/Sub-Allotment Release Orders
As of the Quarter Ending September 30, 2015

Funding Source		Allotments				Sub-Allotment to Regions/Operating Units				Total Allotments
Description	UACS Code	PS	MOOE	CO	Total	PS	MOOE	CO	Total	Total Allotments
Summary by Funding Source Code:										
Agency Specific Budget	01 1 01 101	297,564	564,686	27,012	889,262					889,262
RLIP	01 1 04 102	27,949			27,949					27,949
PGF	01 1 01 407	2,437			2,437					2,437
MPBF	01 1 01 406	26,220			26,220					26,220
Automatic Appropriations	01 1 04 105		3,067		3,067					3,067
		354,170	567,753	27,012	948,935					948,935

Certified Correct:


E. B. MORALES
 OIC-Chief Budget Officer

STATEMENT OF APPROPRIATIONS, ALLOTMENTS, OBLIGATIONS AND BALANCES
As of the Quarter Ending September 30, 2015

Department: ENERGY
Agency: OFFICE OF THE SECRETARY
Organization Code: 09 001 000000
Funding Source Code: 101

X	Current Year Appropriations
	Supplemental Appropriations
	Continuing Appropriations

	UACS Code	Appropriations			Allotments				Current Year Obligations					Current Year Disbursements					Balances				
		Authorized Appro	Adjustments	Adjusted Appro	Allotments Received	Adjustments	Transfer To	Transfer From	Adjusted Total Allotment	1st Quarter ending March 31	2nd Quarter ending June 30	3rd Quarter ending Sept. 30	4th Quarter ending Dec. 31	Total	1st Quarter ending March 31	2nd Quarter ending June 30	3rd Quarter ending Sept. 30	4th Quarter ending Dec. 31	Total	Unreleased Appropriations	Unobligated Allotment	Unpaid Obligations	
																						Due & Demandable	Not Yet Due & Demandable
I. Agency Specific Budget																							
General Administration and Support		264,294	-	264,294	264,294	-	-	-	264,294	81,552	52,837	56,256	-	190,645	44,892	55,357	55,499	-	155,748	-	73,649		
General Management and Supervision	00000100000000	264,294	-	264,294	264,294	-	-	-	264,294	81,552	52,837	56,256	-	190,645	44,892	55,357	55,499	-	155,748	-	73,649		
PAP	10300100010000	264,294	-	264,294	264,294	-	-	-	264,294	81,552	52,837	56,256	-	190,645	44,892	55,357	55,499	-	155,748	-	73,649		
PS		86,276	-	86,276	86,276	-	-	-	86,276	21,381	23,454	22,446	-	67,281	21,138	23,367	22,095	-	66,600	-	18,995		
MOOE		177,852	-	177,852	177,852	-	-	-	177,852	60,171	29,383	33,739	-	123,293	23,754	31,990	33,404	-	89,148	-	54,559		
CO		166	-	166	166	-	-	-	166	-	-	71	-	71	-	-	-	-	-	-	95		
Support to Operations	00000200000000	100,502	-	100,502	100,502	-	-	-	100,502	34,163	20,831	16,933	-	71,927	12,922	20,963	31,855	-	65,740	-	28,575		
Legal Services																							
PAP	10300200010000	12,603	-	12,603	12,603	-	-	-	12,603	2,931	3,380	2,865	-	9,176	2,835	3,076	2,960	-	8,871	-	3,427		
PS		9,523	-	9,523	9,523	-	-	-	9,523	2,340	2,496	2,024	-	6,860	2,331	2,494	1,980	-	6,805	-	2,663		
MOOE		3,080	-	3,080	3,080	-	-	-	3,080	591	884	806	-	2,281	504	582	980	-	2,066	-	799		
CO		-	-	-	-	-	-	-	-	-	-	35	-	35	-	-	-	-	-	-	(35)		
Information Technology and Data Management Services																							
PAP	10300200020000	34,896	-	34,896	34,896	-	-	-	34,896	6,797	10,560	6,240	-	23,597	5,107	9,093	6,912	-	21,112	-	11,299		
PS		18,355	-	18,355	18,355	-	-	-	18,355	4,276	4,645	4,115	-	13,036	4,277	4,592	4,078	-	12,947	-	5,319		
MOOE		16,506	-	16,506	16,506	-	-	-	16,506	2,521	5,915	2,125	-	10,561	830	4,501	2,834	-	8,165	-	5,945		
CO		35	-	35	35	-	-	-	35	-	-	-	-	-	-	-	-	-	-	-	35		
Energy Research Testing and Laboratory Services																							
PAP	16300200030000	50,463	-	50,463	50,463	-	-	-	50,463	24,435	6,837	7,617	-	38,889	4,980	8,759	21,770	-	35,509	-	11,574		
PS		17,604	-	17,604	17,604	-	-	-	17,604	4,054	4,353	3,908	-	12,315	4,024	4,327	3,866	-	12,217	-	5,289		
MOOE		10,719	-	10,719	10,719	-	-	-	10,719	1,942	1,495	2,192	-	5,629	956	2,051	2,037	-	5,044	-	5,090		
CO		22,140	-	22,140	22,140	-	-	-	22,140	18,439	989	1,517	-	20,945	-	2,381	15,867	-	18,248	-	1,195		
Monitoring and Evaluation Activities of Bottom-Up Budgeting Projects																							
PAP	10300200040000	2,540	-	2,540	2,540	-	-	-	2,540	-	54	211	-	265	-	35	213	-	248	-	2,275		
PS		-	-	-	-	-	-	-	-	-	-	-	-	-	-	-	-	-	-	-	-		
MOOE		2,540	-	2,540	2,540	-	-	-	2,540	-	54	211	-	265	-	35	213	-	248	-	2,275		
CO		-	-	-	-	-	-	-	-	-	-	-	-	-	-	-	-	-	-	-	-		
Operations	00000300000000	521,646	-	521,646	521,146	-	-	-	521,146	61,140	161,720	60,302	-	283,162	54,834	62,802	107,238	-	224,874	500	237,984		
MFO 1: ENERGY SECTOR POLICY SVS	00000301000000	117,682	-	117,682	117,682	-	-	-	117,682	20,905	24,424	21,351	-	66,680	20,032	20,290	20,998	-	61,320	-	51,002		

STATEMENT OF APPROPRIATIONS, ALLOTMENTS, OBLIGATIONS AND BALANCES
As of the Quarter Ending September 30, 2015

Department: ENERGY
Agency: OFFICE OF THE SECRETARY
Organization Code: 09 001 0000000
Funding Source Code: 101

X	Current Year Appropriations
	Supplemental Appropriations
	Continuing Appropriations

	UACS Code	Appropriations			Allotments					Current Year Obligations					Current Year Disbursements					Balances			
		Authorized Appro	Adjustments	Adjusted Appro	Allotments Received	Adjustments	Transfer To	Transfer From	Adjusted Total Allotment	1st Quarter ending March 31	2nd Quarter ending June 30	3rd Quarter ending Sept. 30	4th Quarter ending Dec. 31	Total	1st Quarter ending March 31	2nd Quarter ending June 30	3rd Quarter ending Sept. 30	4th Quarter ending Dec. 31	Total	Unreleased Appropriations	Unobligated Allotment	Unpaid Obligations	
																						Due & Demandable	Not Yet Due & Demandable
Formulation, updating and monitoring of short, medium and long term national and regional energy policies, plans & programs	16300301010000	PAP	46,084	-	46,084	46,084			46,084	7,087	9,553	9,137	-	25,777	6,586	8,645	9,163	-	24,394	-	20,307	-	
PS		23,121	-	23,121	23,121			23,121	5,636	6,109	5,001	-	16,746	5,610	6,107	4,905	-	16,622	-	6,375			
MOOE		22,963	-	22,963	22,963			22,963	1,451	3,444	4,136	-	9,031	976	2,538	4,258	-	7,772	-	13,932			
CO		-	-	-	-			-	-	-	-	-	-	-	-	-	-	-	-	-	-		
Exploration, development and production of indigenous energy resources (petroleum and coal energy resources)	16300301020001	PAP	5,874	-	5,874	5,874			5,874	1,493	1,785	1,456	-	4,734	1,363	1,715	1,418	-	4,496	-	1,140		
PS		4,383	-	4,383	4,383			4,383	1,061	1,147	978	-	3,186	1,057	1,145	961	-	3,163	-	1,197			
MOOE		1,491	-	1,491	1,491			1,491	432	638	478	-	1,548	306	570	457	-	1,333	-	(57)			
CO		-	-	-	-			-	-	-	-	-	-	-	-	-	-	-	-	-	-		
Alternative fuels and technologies development and utilization, energy efficiency & conservation	16300301020002	PAP	2,553	-	2,553	2,553			2,553	704	691	427	-	1,822	667	616	443	-	1,726	-	731		
PS		1,901	-	1,901	1,901			1,901	496	538	378	-	1,412	495	538	373	-	1,406	-	489			
MOOE		552	-	552	552			552	208	153	49	-	410	172	78	70	-	320	-	142			
CO		100	-	100	100			100	-	-	-	-	-	-	-	-	-	-	-	-	100		
Renewable energy management	16300301020003	PAP	20,528	-	20,528	20,528			20,528	2,402	2,878	2,483	-	7,763	2,370	2,766	2,494	-	7,630	-	12,765		
PS		9,026	-	9,026	9,026			9,026	2,083	2,283	2,032	-	6,398	2,076	2,282	2,009	-	6,367	-	2,628			
MOOE		11,502	-	11,502	11,502			11,502	319	595	451	-	1,365	294	484	485	-	1,263	-	10,137			
CO		-	-	-	-			-	-	-	-	-	-	-	-	-	-	-	-	-	-		
Electric power industry to include expanded rural electrification	16300301020004	PAP	22,869	-	22,869	22,869			22,869	2,876	5,499	4,398	-	12,773	2,781	4,522	3,991	-	11,294	-	10,096		
PS		9,864	-	9,864	9,864			9,864	2,443	2,667	2,491	-	7,601	2,434	2,670	2,424	-	7,528	-	2,263			
MOOE		12,992	-	12,992	12,992			12,992	433	2,832	1,907	-	5,172	347	1,852	1,567	-	3,766	-	7,820			
CO		13	-	13	13			13	-	-	-	-	-	-	-	-	-	-	-	-	13		
Formulation of policies and standards for the oil industry including natural gas	16300301030001	PAP	16,007	-	16,007	16,007			16,007	5,575	3,194	2,789	-	11,558	5,530	1,255	2,805	-	9,590	-	4,449		

STATEMENT OF APPROPRIATIONS, ALLOTMENTS, OBLIGATIONS AND BALANCES
As of the Quarter Ending September 30, 2015

Department: ENERGY
Agency: OFFICE OF THE SECRETARY
Organization Code: 09 001 0000000
Funding Source Code: 101

X	Current Year Appropriations
	Supplemental Appropriations
	Continuing Appropriations

	UACS Code	Appropriations			Allotments				Current Year Obligations					Current Year Disbursements					Balances				
		Authorized	Adjust-	Adjusted	Allotments	Adjust-	Transfer	Transfer	Adjusted	1st Quarter	2nd Quarter	3rd Quarter	4th Quarter	Total	1st Quarter	2nd Quarter	3rd Quarter	4th Quarter	Total	Unreleased	Unobligated	Unpaid Obligations	
		Appro	ments	Appro	Received	ments	To	From	Total Allotment	ending March 31	ending June 30	ending Sept. 30	ending Dec. 31		ending March 31	ending June 30	ending Sept. 30	ending Dec. 31		Appropriations	Allotment	Due & Demandable	Not Yet Due & Demandable
PS		10,456		10,456	10,456			10,456	2,485	2,726	2,384	-	7,595	2,477	2,690	2,390	-	7,557	-	2,861			
MOOE		5,528		5,528	5,528			5,528	3,090	468	405	-	3,963	3,053	(1,435)	415	-	2,033	-	1,565			
CO		23		23	23			23	-	-	-	-	-	-	-	-	-	-	-	23			
Formulation of policies & standards for labeling and lighting																							
PAP	16300301030002	3,767		3,767	3,767			3,767	768	824	661	-	2,253	735	771	684	-	2,190	-	1,514			
PS		2,588		2,588	2,588			2,588	650	626	555	-	1,831	619	653	547	-	1,819	-	757			
MOOE		1,179		1,179	1,179			1,179	118	198	106	-	422	116	118	137	-	371	-	757			
CO		-		-	-			-	-	-	-	-	-	-	-	-	-	-	-	-			
MFO 2: PROMOTION OF ENERGY SECTOR INNOVATION																							
	00000302000000	263,636	-	263,636	263,136	-	-	263,136	13,900	102,444	15,742	-	132,086	12,830	14,878	59,218	-	86,926	500	131,050			
Promotion of exploration, development & production of indigenous energy resources (petroleum and coal energy resources)																							
PAP	16300302010001	11,529		11,529	11,529			11,529	2,305	2,560	2,410	-	7,275	2,269	2,525	2,335	-	7,129	-	4,254			
PS		8,778		8,778	8,778			8,778	1,903	2,083	2,093	-	6,079	1,895	2,084	2,048	-	6,027	-	2,699			
MOOE		2,751		2,751	2,751			2,751	402	477	317	-	1,196	374	441	287	-	1,102	-	1,555			
CO		-		-	-			-	-	-	-	-	-	-	-	-	-	-	-	-			
Promotion of alternative fuels and technologies development and utilization, energy efficiency and conservation																							
PAP	16300302010002	182,222		182,222	181,722			181,722	2,867	81,232	2,990	-	87,089	2,576	2,957	41,193	-	46,726	500	94,633			
PS		9,909		9,909	9,909			9,909	2,202	2,426	2,358	-	6,986	2,194	2,426	2,316	-	6,936	-	2,923			
MOOE		167,313		167,313	167,313			167,313	665	78,806	632	-	80,103	382	531	38,877	-	39,790	-	87,210			
CO		5,000		5,000	4,500			4,500	-	-	-	-	-	-	-	-	-	-	500	4,500			
Promotion of oil industry including natural gas																							
PAP	16300302010003	9,989		9,989	9,989			9,989	1,973	1,636	1,324	-	4,933	1,847	1,543	1,250	-	4,640	-	5,056			
PS		4,580		4,580	4,580			4,580	1,088	1,189	1,011	-	3,288	1,083	1,191	993	-	3,267	-	1,292			
MOOE		5,409		5,409	5,409			5,409	885	447	313	-	1,645	764	352	257	-	1,373	-	3,764			
CO		-		-	-			-	-	-	-	-	-	-	-	-	-	-	-	-			
Promotion of electric power industry																							
PAP	16300302010004	17,827		17,827	17,827			17,827	2,564	3,907	3,577	-	10,048	2,311	3,421	3,311	-	9,043	-	7,779			
PS		8,136		8,136	8,136			8,136	1,982	2,203	1,737	-	5,922	1,973	2,165	1,740	-	5,878	-	2,214			

STATEMENT OF APPROPRIATIONS, ALLOTMENTS, OBLIGATIONS AND BALANCES
As of the Quarter Ending September 30, 2015

Department: ENERGY
Agency: OFFICE OF THE SECRETARY
Organization Code: 09 001 0000000
Funding Source Code: 101

X	Current Year Appropriations
	Supplemental Appropriations
	Continuing Appropriations

	UACS Code	Appropriations			Allotments				Adjusted Total Allotment	Current Year Obligations					Current Year Disbursements					Balances			
		Authorized Appro	Adjustments	Adjusted Appro	Allotments Received	Adjustments	Transfer To	Transfer From		1st Quarter ending March 31	2nd Quarter ending June 30	3rd Quarter ending Sept. 30	4th Quarter ending Dec. 31	Total	1st Quarter ending March 31	2nd Quarter ending June 30	3rd Quarter ending Sept. 30	4th Quarter ending Dec. 31	Total	Unreleased Appropriations	Unobligated Allotment	Unpaid Obligations	
																						Due & Demandable	Not Yet Due & Demandable
MOOE CO		9,656 35		9,656 35	9,656 35				9,656 35	582 -	1,704	1,840	-	4,126 -	338	1,256	1,571	-	3,165 -	-	5,530 35		
Promotion of renewable energy resources PAP	16300302010005	34,294		34,294	34,294				34,294	3,699	12,395	4,251	-	20,345	3,377	3,872	10,254	-	17,503	-	13,949		
PS		11,528		11,528	11,528				11,528	2,671	2,959	2,765	-	8,395	2,659	2,932	2,725	-	8,316	-	3,133		
MOOE CO		22,766 -		22,766 -	22,766 -				22,766 -	1,028 -	9,436 -	1,486 -	- -	11,950 -	718 -	940 -	7,529 -	- -	9,187 -	- -	10,816 -		
Implementation of the National Biofuels Program PAP	16300302020000	2,763	-	2,763	2,763				2,763	367	540	289	-	1,196	366	447	396	-	1,209	-	1,567		
PS		-	-	-	-				-	-	-	-	-	-	-	-	-	-	-	-	-		
MOOE		2,763	-	2,763	2,763	-			2,763	367	540	289	-	1,196	366	447	396	-	1,209	-	1,567		
Implementation of the National Renewable Energy Program PAP	16300302030000	5,012	-	5,012	5,012				5,012	125	174	901	-	1,200	84	113	479	-	676	-	3,812		
PS		-	-	-	-				-	-	-	-	-	-	-	-	-	-	-	-	-		
MOOE		5,012	-	5,012	5,012	-			5,012	125	174	901	-	1,200	84	113	479	-	676	-	3,812		
MFO 3: ENERGY SECTOR REGULATORY SERVICES	00000303000000	140,328	-	140,328	140,328	-			140,328	26,335	34,852	23,209	-	84,396	21,972	27,634	27,022	-	76,628	-	55,932		
Regulation relating to exploration, development and production of indigenous energy resources through research & scientific, physical and calibration testing PAP	16300303010001	7,402	-	7,402	7,402				7,402	1,797	2,238	1,876	-	5,911	1,665	1,907	2,072	-	5,644	-	1,491		
PS		4,651	-	4,651	4,651				4,651	1,086	1,174	1,050	-	3,310	1,081	1,171	1,054	-	3,306	-	1,341		
MOOE		2,751	-	2,751	2,751				2,751	711	1,064	826	-	2,601	584	736	1,018	-	2,338	-	150		
CO		-	-	-	-				-	-	-	-	-	-	-	-	-	-	-	-	-		
Regulation relating to alternative fuels and technologies development & utilization, energy efficiency & conservation PAP	16300303010002	6,557	-	6,557	6,557				6,557	1,140	1,508	1,119	-	3,767	1,133	1,402	1,200	-	3,735	-	2,790		
PS		4,563	-	4,563	4,563				4,563	1,061	1,134	1,039	-	3,234	1,056	1,133	1,006	-	3,195	-	1,329		
MOOE		1,994	-	1,994	1,994				1,994	79	374	80	-	533	77	269	194	-	540	-	1,461		
CO		-	-	-	-				-	-	-	-	-	-	-	-	-	-	-	-	-		

STATEMENT OF APPROPRIATIONS, ALLOTMENTS, OBLIGATIONS AND BALANCES
As of the Quarter Ending September 30, 2015

Department: ENERGY
Agency: OFFICE OF THE SECRETARY
Organization Code: 09 001 0000000
Funding Source Code: 101

X	Current Year Appropriations
	Supplemental Appropriations
	Continuing Appropriations

	UACS Code	Appropriations			Allotments				Current Year Obligations					Current Year Disbursements					Balances					
		Authorized Appro	Adjustments	Adjusted Appro	Allotments Received	Adjustments	Transfer To	Transfer From	Adjusted Total Allotment	1st Quarter ending March 31	2nd Quarter ending June 30	3rd Quarter ending Sept. 30	4th Quarter ending Dec. 31	Total	1st Quarter ending March 31	2nd Quarter ending June 30	3rd Quarter ending Sept. 30	4th Quarter ending Dec. 31	Total	Unreleased Appropriations	Unobligated Allotment	Unpaid Obligations		
																						Due & Demandable	Not Yet Due & Demandable	
Regulations relating to the exploration, development and production of renewable energy resources	16300303010003	PAP	27,828	-	27,828	27,828				27,828	1,528	2,325	2,019	-	5,872	1,401	2,247	2,066	-	5,714	-	21,956		
PS		5,063	-	5,063	5,063	-			5,063	1,193	1,272	1,152	-	3,617	1,186	1,274	1,113	-	3,573	-	1,446			
MOOE		22,765	-	22,765	22,765	-			22,765	335	1,053	867	-	2,255	215	973	953	-	2,141	-	20,510			
CO		-	-	-	-	-			-	-	-	-	-	-	-	-	-	-	-	-	-	-		
Regulations of oil industry including natural gas	16300303020001	PAP	30,801	-	30,801	30,801			30,801	6,211	13,356	5,289	-	24,856	4,988	6,995	6,918	-	18,901	-	5,945			
PS		14,566	-	14,566	14,566	-		14,566	3,529	3,726	3,276	-	10,531	3,511	3,727	3,167	-	10,405	-	4,035				
MOOE		16,235	-	16,235	16,235	-		16,235	2,682	9,630	2,013	-	14,325	1,477	3,268	3,751	-	8,496	-	1,910				
CO		-	-	-	-	-		-	-	-	-	-	-	-	-	-	-	-	-	-	-	-		
Regulation of electric power industry	16300303020002	PAP	13,683	-	13,683	13,683			13,683	1,150	1,920	1,763	-	4,833	1,247	1,602	1,856	-	4,705	-	8,850			
PS		4,028	-	4,028	4,028	-		4,028	998	1,076	874	-	2,948	992	1,075	842	-	2,909	-	1,080				
MOOE		9,655	-	9,655	9,655	-		9,655	152	844	889	-	1,885	255	527	1,014	-	1,796	-	7,770				
CO		-	-	-	-	-		-	-	-	-	-	-	-	-	-	-	-	-	-	-	-		
Extension and enhancement of energy resource exploration, development and utilization; & energy industry management and control activities of the Visayas Field Office	16300303030001	PAP	23,407	-	23,407	23,407			23,407	5,740	5,621	5,166	-	16,527	4,728	5,798	5,609	-	16,135	-	6,880			
PS		12,581	-	12,581	12,581	-		12,581	3,037	3,412	2,628	-	9,077	2,959	3,427	2,568	-	8,954	-	3,504				
MOOE		10,826	-	10,826	10,826	-		10,826	2,703	2,209	2,538	-	7,450	1,769	2,371	3,041	-	7,181	-	3,376				
CO		-	-	-	-	-		-	-	-	-	-	-	-	-	-	-	-	-	-	-	-		
Extension and enhancement of energy resource exploration, development and utilization; & energy industry management and control activities of the Mindanao Field Office	16300303030002	PAP	21,331	-	21,331	21,331			21,331	6,087	5,223	3,594	-	14,904	4,821	4,781	4,798	-	14,400	-	6,427			
PS		11,623	-	11,623	11,623	-		11,623	2,736	3,089	2,579	-	8,404	2,725	3,089	2,515	-	8,329	-	3,219				
MOOE		9,708	-	9,708	9,708	-		9,708	3,351	2,134	1,015	-	6,500	2,096	1,692	2,283	-	6,071	-	3,208				
CO		-	-	-	-	-		-	-	-	-	-	-	-	-	-	-	-	-	-	-	-		
Extension and enhancement of energy resource																								

STATEMENT OF APPROPRIATIONS, ALLOTMENTS, OBLIGATIONS AND BALANCES
As of the Quarter Ending September 30, 2015

Department: ENERGY
Agency: OFFICE OF THE SECRETARY
Organization Code: 09 001 0000000
Funding Source Code: 101

X	Current Year Appropriations
	Supplemental Appropriations
	Continuing Appropriations

	UACS Code	Appropriations			Allotments				Current Year Obligations					Current Year Disbursements				Balances						
		Authorized Appro	Adjustments	Adjusted Appro	Allotments Received	Adjustments	Transfer To	Transfer From	Adjusted Total Allotment	1st Quarter ending March 31	2nd Quarter ending June 30	3rd Quarter ending Sept 30	4th Quarter ending Dec. 31	Total	1st Quarter ending March 31	2nd Quarter ending June 30	3rd Quarter ending Sept 30	4th Quarter ending Dec. 31	Total	Unreleased Appropriations	Unobligated Allotment	Unpaid Obligations		
																						Due & Demandable	Not Yet Due & Demandable	
exploration, development and utilization; & energy industry management and control activities of the Luzon Field Office																								
PAP	16300303030003	9,319		9,319	9,319				9,319	2,682	2,661	2,363	-	7,726	1,989	2,902	2,503	-	7,394	-	1,593			
PS		4,461		4,461	4,461				4,461	1,025	1,122	1,081	-	3,228	1,021	1,123	1,043	-	3,187	-	1,233			
MOOE		4,858		4,858	4,858				4,858	1,657	1,539	1,302	-	4,498	968	1,779	1,460	-	4,207	-	360			
CO																								
Locally-Funded Projects	00000400000000	3,320		3,320	3,320				3,320	-	5	128	-	133	-	-	90	-	90	-	3,187			
Electrification	00000404010000	3,320		3,320	3,320				3,320	-	5	128	-	133	-	-	90	-	90	-	3,187			
Implementation and Monitoring of PAMANA Projects																								
PAP	29100404010002	3,320		3,320	3,320				3,320	-	5	128	-	133	-	-	90	-	90	-	3,187			
MOOE		3,320		3,320	3,320				3,320	-	5	128	-	133	-	-	90	-	90	-	3,187			
Sub-Total, Agency Specific Budget		889,762	-	889,762	889,262	-			889,262	176,855	235,393	133,619	-	545,867	112,648	139,122	194,682	-	446,452	500	343,395			
PS		297,564	-	297,564	297,564	-			297,564	71,416	77,909	69,955	-	219,280	70,873	77,682	68,758	-	217,313	-	78,284			
MOOE		564,686	-	564,686	564,686	-			564,686	87,000	156,495	62,041	-	305,536	41,775	59,059	110,057	-	210,891	-	259,150			
CO		27,512		27,512	27,012				27,012	18,439	989	1,623	-	21,051	-	2,381	15,867	-	18,248	500	5,961			
II. Automatic Appropriations		27,949	3,067	31,016	31,016				31,016	10,131	7,100	7,206	-	24,437	4,696	7,079	7,151	-	18,926	-	6,579			
RLIP		27,949	-	27,949	27,949				27,949	7,064	7,100	7,206	-	21,370	4,696	7,079	7,151	-	18,926	-	6,579			
General Management and Supervision	10300100010000	8,180		8,180	8,180				8,180	2,122	2,156	2,267		6,545	1,402	2,136	2,212		5,750		1,635			
Legal Services	10300200010000	894		894	894				894	224	224	223		671	149	223	223		595		223			
Information Technology and Data Management Services	10300200020000	1,689		1,689	1,689				1,689	422	423	422		1,267	281	423	422		1,126		422			
Energy Research Testing & Laboratory Svs	16300200030000	1,610		1,610	1,610				1,610	402	403	402		1,207	268	402	402		1,072		403			
Formulation, updating and monitoring of short, medium and long term national and regional energy policies, plans and programs	16300301010000	2,252		2,252	2,252				2,252	563	563	563		1,689	375	564	563		1,502		563			
Exploration, development and production of indigenous energy resources (petroleum and coal energy resources)	16300301020001	382		382	382				382	95	95	96		286	64	96	95		255		96			
Alternative fuels & technologies development and utilization, energy efficiency and	16300301020002	165		165	165				165	41	41	42		124	27	42	41		110		41			

STATEMENT OF APPROPRIATIONS, ALLOTMENTS, OBLIGATIONS AND BALANCES
As of the Quarter Ending September 30, 2015


Department: ENERGY
Agency: OFFICE OF THE SECRETARY
Organization Code: 09 001 0000000
Funding Source Code: 101

X	Current Year Appropriations
	Supplemental Appropriations
	Continuing Appropriations


	UACS Code	Appropriations			Allotments				Current Year Obligations					Current Year Disbursements				Balances					
		Authorized Appro	Adjustments	Adjusted Appro	Allotments Received	Adjustments	Transfer To	Transfer From	Adjusted Total Allotment	1st Quarter ending March 31	2nd Quarter ending June 30	3rd Quarter ending Sept. 30	4th Quarter ending Dec. 31	Total	1st Quarter ending March 31	2nd Quarter ending June 30	3rd Quarter ending Sept. 30	4th Quarter ending Dec. 31	Total	Unreleased Appropriations	Unobligated Allotment	Unpaid Obligations	
																						Due & Demandable	Not Yet Due & Demandable
III. Special Purpose Fund		-	28,657	28,657	28,657	-	-	-	28,657	1,283	19,658	7,402	-	28,343	409	20,385	7,547	-	28,341	-	314		
Pension and Gratuity Fund -PS			2,437	2,437	2,437	-	-	-	2,437	1,283	147	966	-	2,396	409	874	1,112	-	2,395	-	41		
MPBF - PS			26,220	26,220	26,220	-	-	-	26,220	-	19,511	6,436	-	25,947	-	19,511	6,435	-	25,946	-	273		
Sub-Total, Special Purpose Fund		-	28,657	28,657	28,657	-	-	-	28,657	1,283	19,658	7,402	-	28,343	409	20,385	7,547	-	28,341	-	314		
PS			28,657	28,657	28,657	-	-	-	28,657	1,283	19,658	7,402	-	28,343	409	20,385	7,547	-	28,341	-	314		
GRAND TOTAL		917,711	31,724	949,435	948,935	-	-	-	948,935	188,269	262,151	148,227	-	596,647	117,753	166,586	209,380	-	493,719	500	350,288		
PS		325,513	28,657	354,170	354,170	-	-	-	354,170	79,763	104,667	84,563	-	268,993	75,978	105,146	83,456	-	264,580	-	85,177		
MOOE		564,686	3,067	567,753	567,753	-	-	-	567,753	90,067	156,495	62,041	-	308,603	41,775	59,059	110,057	-	210,891	-	259,150		
CO		27,512	-	27,512	27,012	-	-	-	27,012	18,439	989	1,623	-	21,051	-	2,381	15,867	-	18,248	500	5,961		
Recapitulation by MFO		521,646		521,646	521,146				521,146	61,140	161,720	60,302	-	283,162	54,834	62,802	107,238	-	224,874	500	237,984		
MFO 1: ENERGY SECTOR POLICY SERVICES	00000301000000	117,682		117,682	117,682				117,682	20,905	24,424	21,351	-	66,680	20,032	20,290	20,998	-	61,320	-	51,002		
MFO 2: PROMOTION OF ENERGY SECTOR INNOVATION	00000302000000	263,636		263,636	263,136				263,136	13,900	102,444	15,742	-	132,086	12,830	14,878	59,218	-	86,926	500	131,050		
MFO 3: ENERGY SECTOR REGULATORY SERVICES	00000303000000	140,328		140,328	140,328				140,328	26,335	34,852	23,209	-	84,396	21,972	27,634	27,022	-	76,628	-	55,932		

* Release of allotment and obligation for customs duties and taxes is for book entry purpose only pursuant to Section 15 of the Gen. Provisions of FY 2014 budget, RA 10633

Certified Correct:


E. B. MORALES
OIC, Budget Division


Certified Correct:


A. M. CUDIA
Chief, Accounting Division

Recommending Approval:


A. A. S. SOLUTA
Director, Financial Services

Approved by:


R. B. AGUILOS, CESO I
Undersecretary

STATEMENT OF APPROPRIATIONS, ALLOTMENTS, OBLIGATIONS AND BALANCES
As of the Quarter Ending September 30, 2015

Department: ENERGY
Agency: OFFICE OF THE SECRETARY
Organization Code: 09 001 0000000
Funding Source Code: 101

	Current Year Appropriations
	Supplemental Appropriations
X	Continuing Appropriations

	UACS Code	Appropriations			Allotments				Current Year Obligations					Current Year Disbursements				Balances					
		Authorized Appro	Adjust-ments	Adjusted Appro	Allotments Received	Adjust-ments	Transfers To	Transfer From	Adjusted Total Allotment	1st Quarter ending March 31	2nd Quarter ending June 30	3rd Quarter ending Sept. 30	4th Quarter ending Dec. 31	Total	1st Quarter ending March 31	2nd Quarter ending June 30	3rd Quarter ending Sept. 30	4th Quarter ending Dec. 31	Total	Unreleased Approp-riations	Unobligated Allotment	Unpaid Obligations	
																						Due & Demandable	Not Yet Due & Demandable
I. Agency Specific Budget																							
General Administration and Support		2,270	-	2,270	2,270	-	-	-	2,270	2,270	-	-	-	2,270	-	-	-	-	-	-	-	-	-
General Management and Supervision	00000100000000	2,270	-	2,270	2,270	-	-	-	2,270	2,270	-	-	-	2,270	-	-	-	-	-	-	-	-	
PAP	10300100010000	2,270	-	2,270	2,270	-	-	-	2,270	2,270	-	-	-	2,270	-	-	-	-	-	-	-	-	
MOOE		2,270	-	2,270	2,270	-	-	-	2,270	2,270	-	-	-	2,270	-	-	-	-	-	-	-	-	
CO		-	-	-	-	-	-	-	-	-	-	-	-	-	-	-	-	-	-	-	-	-	
Support to Operations	00000200000000	4,945	-	4,945	4,945	-	-	-	4,945	1,140	-	-	-	1,140	-	1,140	-	-	1,140	-	3,805	-	
Energy Research Testing and Laboratory Services																							
PAP	16300200030000	1,416	-	1,416	1,416	-	-	-	1,416	1,140	-	-	-	1,140	-	1,140	-	-	1,140	-	276	-	
MOOE		-	-	-	-	-	-	-	-	-	-	-	-	-	-	-	-	-	-	-	-	-	
CO		1,416	-	1,416	1,416	-	-	-	1,416	1,140	-	-	-	1,140	-	1,140	-	-	1,140	-	276	-	
Monitoring and Evaluation Activities of Bottom-Up Budgeting Projects																							
PAP	10300200040000	3,529	-	3,529	3,529	-	-	-	3,529	-	-	-	-	-	-	-	-	-	-	-	3,529	-	
MOOE		3,529	-	3,529	3,529	-	-	-	3,529	-	-	-	-	-	-	-	-	-	-	-	3,529	-	
CO		-	-	-	-	-	-	-	-	-	-	-	-	-	-	-	-	-	-	-	-	-	
Operations	00000300000000	27,654	-	27,654	27,654	-	-	-	27,654	3,054	1,732	7	-	4,793	1,478	3,124	1,749	-	6,351	-	22,861	-	
MFO 1: ENERGY SECTOR POLICY SVS	00000301000000	7,636	-	7,636	7,636	-	-	-	7,636	545	1,222	-	-	1,767	139	1,626	-	-	1,765	-	5,869	-	
Exploration, development and production of indigenous energy resources (petroleum and coal energy resources)																							
PAP	16300301020001	404	-	404	404	-	-	-	404	404	-	-	-	404	-	404	-	-	404	-	-	-	
MOOE		-	-	-	-	-	-	-	-	-	-	-	-	-	-	-	-	-	-	-	-	-	
CO		404	-	404	404	-	-	-	404	404	-	-	-	404	-	404	-	-	404	-	-	-	
Renewable energy management																							
PAP	16300301020003	6,179	-	6,179	6,179	-	-	-	6,179	141	1,222	-	-	1,363	139	1,222	-	-	1,361	-	4,816	-	
MOOE		6,179	-	6,179	6,179	-	-	-	6,179	141	1,222	-	-	1,363	139	1,222	-	-	1,361	-	4,816	-	
CO		-	-	-	-	-	-	-	-	-	-	-	-	-	-	-	-	-	-	-	-	-	

STATEMENT OF APPROPRIATIONS, ALLOTMENTS, OBLIGATIONS AND BALANCES
As of the Quarter Ending September 30, 2015

FAR No. 1


Department: ENERGY
Agency: OFFICE OF THE SECRETARY
Organization Code: 09 001 0000000
Funding Source Code: 101

	Current Year Appropriations
	Supplemental Appropriations
X	Continuing Appropriations


	UACS Code	Appropriations			Allotments				Adjusted Total Allotment	Current Year Obligations					Current Year Disbursements					Balances			
		Authorized Appro	Adjustments	Adjusted Appro	Allotments Received	Adjustments	Transfer To	Transfer From		1st Quarter ending March 31	2nd Quarter ending June 30	3rd Quarter ending Sept. 30	4th Quarter ending Dec. 31	Total	1st Quarter ending March 31	2nd Quarter ending June 30	3rd Quarter ending Sept. 30	4th Quarter ending Dec. 31	Total	Unreleased Appropriations	Unobligated Allotment	Unpaid Obligations	
																						Due & Demandable	Not Yet Due & Demandable
MFO 2: PROMOTION OF ENERGY SECTOR INNOVATION	302000000	5,467		5,467	5,467				5,467	2,145	510	-	-	2,655	1,196	1,343	-	-	2,539	-	2,812		
MFO 3: ENERGY SECTOR REGULATORY SERVICES	303000000	14,551		14,551	14,551				14,551	364	-	7	-	371	143	155	1,749	-	2,047	-	14,180		

* Release of allotment and obligation for customs duties and taxes is for book entry purpose only pursuant to Section 15 of the Gen. Provisions of FY 2014 budget, RA 10633

Certified Correct:


E. B. MORALES
OIC, Budget Division


Certified Correct:


A. M. CUDIA
Chief, Accounting Division

Recommending Approval:


A. S. SOLUTA
Director, Financial Services

Approved by:


R. B. AGUILOS, CESO I
Undersecretary

STATEMENT OF APPROPRIATIONS, ALLOTMENTS, OBLIGATIONS, DISBURSEMENTS AND BALANCES BY OBJECT OF EXPENDITURES

As of the Quarter Ending September 30, 2015

Department: ENERGY
 Agency: OFFICE OF THE SECRETARY
 Organizational Code: 09 001 0000000
 Funding Source Code: 101

X	Current Year Appropriations
	Supplemental Appropriations
	Continuing Appropriations

	UACS Code	Appropriations			Allotments				Current Year Obligations					Current Year Disbursements					Balances				
		Authorized Appro	Adjustments	Adjusted Appro	Allotments Received	Adjustments	Transfer To	Transfer From	Adjusted Total Allotment	1st Quarter ending March 31	2nd Quarter ending June 30	3rd Quarter ending Sept. 30	4th Quarter ending Dec. 31	Total	1st Quarter ending March 31	2nd Quarter ending June 30	3rd Quarter ending Sept. 30	4th Quarter ending Dec. 31	Total	Unreleased Appropriations	Unobligated Allotment	Unpaid Obligations	
																						Due & Demandable	Not Yet Due & Demandable
SUMMARY		889,762	-	889,762	889,262	-	-	-	889,262	175,577	235,393	134,897	-	545,867	112,648	139,122	194,682	-	446,452	500	343,395		
A. AGENCY SPECIFIC BUDGET		297,564	-	297,564	297,564	-	-	-	297,564	71,416	77,909	69,955	-	219,280	70,873	77,682	68,758	-	217,313	-	78,284		
Personnel Services		297,564	-	297,564	297,564	-	-	-	297,564	71,416	77,909	69,955	-	219,280	70,873	77,682	68,758	-	217,313	-	78,284		
Salaries and Wages		232,946	-	232,946	232,946	-	-	-	232,946	58,491	59,004	59,750	-	177,245	58,308	58,830	59,821	-	176,959	-	55,701		
Salaries and Wages - Regular	50101010 01	232,946	-	232,946	232,946	-	-	-	232,946	58,491	59,004	59,750	-	177,245	58,308	58,830	59,821	-	176,959	-	55,701		
Other Compensation																							
Personnel Economic Relief Allowance (PERA)																							
PERA - Civilian	50102010 01	15,216	-	15,216	15,216	-	-	-	15,216	5,105	3,855	3,952	-	12,912	5,098	3,852	2,688	-	11,638	-	2,304		
Representation Allowance (RA)	50102020 00	4,650	-	4,650	4,650	-	-	-	4,650	1,435	1,462	1,364	-	4,261	1,435	1,459	1,365	-	4,259	-	389		
Transportation Allowance (TA)	50102030 01	4,650	-	4,650	4,650	-	-	-	4,650	1,021	1,047	948	-	3,016	1,021	1,044	950	-	3,015	-	1,634		
Clothing/Uniform Allowance	50102040 01	3,170	-	3,170	3,170	-	-	-	3,170	3,070	105	-	-	3,175	3,070	65	-	-	3,135	-	(5)		
Subsistence Allowance - R.A. 8439	50102050 02	846	-	846	846	-	-	-	846	-	-	2,356	-	2,356	-	-	2,356	-	2,356	-	(1,510)		
Subsistence Allowance - R.A. 7305	50102060-04	18	-	18	18	-	-	-	18	-	-	9	-	9	-	-	9	-	9	-	9		
Laundry Allowance - R.A. 7305	50102060 04	119	-	119	119	-	-	-	119	-	-	-	-	-	-	-	-	-	-	-	119		
Laundry Allowance - R.A. 8439	50102060 03	5,464	-	5,464	5,464	-	-	-	5,464	-	-	459	-	459	-	-	459	-	459	-	5,005		
Hazard Pay - R.A. - 8439	50102110 04	2,037	-	2,037	2,037	-	-	-	2,037	-	-	-	-	-	-	-	-	-	-	-	2,037		
Hazard Pay - R.A. - 7305	50102110 05	93	-	93	93	-	-	-	93	-	-	46	-	46	-	-	46	-	46	-	47		
Productivity Incentive Allowance	50102080 01	1,268	-	1,268	1,268	-	-	-	1,268	1,198	-	2	-	1,200	1,194	4	-	1,198	-	290			
Honoraria	50102100 01	300	-	300	300	-	-	-	300	-	10	-	-	10	-	10	-	10	-	68			
Longevity Pay	50102120 01	582	-	582	582	-	-	-	582	52	41	12	-	105	47	40	20	107	-	477			
Year End Bonus	50102140 01	19,414	-	19,414	19,414	-	-	-	19,414	9	9,754	-	-	9,763	9	9,753	-	9,762	-	9,651			
Cash Gift	50102150 01	3,170	-	3,170	3,170	-	-	-	3,170	2	1,591	-	-	1,593	2	1,590	-	1,592	-	1,577			
C N A Incentives - Civilian	50102990-11																						
Personnel Benefit Contributions																							
Pag-Ibig Contributions	50103020 01	757	-	757	757	-	-	-	757	193	194	197	-	584	129	192	192	-	513	-	173		
Philhealth Contributions	50103030 01	2,107	-	2,107	2,107	-	-	-	2,107	647	652	661	-	1,960	431	650	659	-	1,740	-	147		
ECIP Contributions	50103040 01	757	-	757	757	-	-	-	757	193	194	199	-	586	129	193	193	-	515	-	171		
Terminal Leave Benefits	50104030 01																						
Maintenance and Other Operating Expenses		564,686	-	564,686	564,686	-	-	-	564,686	85,722	156,495	63,319	-	305,536	41,775	59,059	110,057	-	210,891	-	259,150		
Travelling Expenses		68,878	-	68,878	68,878	-	-	-	68,878	6,294	10,132	11,280	-	27,706	5,583	7,892	11,259	-	24,734	-	41,172		
Travel Expenses - Local	50201010 00	68,878	-	68,878	68,878	-	-	-	68,878	6,294	10,132	11,280	-	27,706	5,583	7,892	11,259	-	24,734	-	41,172		
Travel Expenses - Foreign	50201020 00	11,833	-	11,833	11,833	-	-	-	11,833	24	1,005	1,386	-	2,415	21	2,052	1,117	-	3,190	-	9,418		
Training and Scholarship Expense		1,196	-	1,196	1,196	-	-	-	1,196	93	119	108	-	320	71	91	121	-	283	-	876		
Training Expense	50202010 00	1,196	-	1,196	1,196	-	-	-	1,196	93	119	108	-	320	71	91	121	-	283	-	876		
Scholarship Expense	50202020 00	80	-	80	80	-	-	-	80	-	-	-	-	-	8	-	-	-	8	-	80		
Supplies and Materials Expenses		12,025	-	12,025	12,025	-	-	-	12,025	577	8,149	1,554	-	10,280	577	4,102	4,220	-	8,899	-	1,745		
Office Supplies Expenses	50203010 00	12,025	-	12,025	12,025	-	-	-	12,025	577	8,149	1,554	-	10,280	577	4,102	4,220	-	8,899	-	1,745		
Accountable Forms Expenses	50203020 00	110	-	110	110	-	-	-	110	8	10	7	-	25	8	11	7	-	26	-	85		

STATEMENT OF APPROPRIATIONS, ALLOTMENTS, OBLIGATIONS, DISBURSEMENTS AND BALANCES BY OBJECT OF EXPENDITURES

FAR No. 1-A

Department: ENERGY
 Agency: OFFICE OF THE SECRETARY
 Organizational Code: 09 001 0000000
 Funding Source Code: 101

As of the Quarter Ending September 30, 2015

X	Current Year Appropriations
	Supplemental Appropriations
	Continuing Appropriations

	UACS Code	Appropriations			Allotments					Current Year Obligations					Current Year Disbursements					Balances			
		Authorized Appro	Adjustments	Adjusted Appro	Allotments Received	Adjustments	Transfer To	Transfer From	Adjusted Total Allotment	1st Quarter ending March 31	2nd Quarter ending June 30	3rd Quarter ending Sept. 30	4th Quarter ending Dec. 31	Total	1st Quarter ending March 31	2nd Quarter ending June 30	3rd Quarter ending Sept. 30	4th Quarter ending Dec. 31	Total	Unreleased Appropriations	Unobligated Allotment	Unpaid Obligations	
																						Due & Demandable	Not Yet Due & Demandable
Drugs and Medicine Expenses	50203070 00	40	-	40	40	-	-	-	40	10	15	-	-	25	10	15	-	-	25	-	15		
Medical, Laboratory Supplies	50203080 00	1,900	-	1,900	1,900	-	-	-	1,900	147	11	71	-	229	147	11	71	-	229	-	1,671		
Fuel, Oil and Lubricants Expenses	50203090 00	7,656	-	7,656	7,656	-	-	-	7,656	683	1,129	818	-	2,630	652	1,299	580	-	2,531	-	5,026		
Other Supplies Expenses	50203990 00	19,592	-	19,592	19,592	-	-	-	19,592	848	1,672	3,401	-	5,921	401	779	2,223	-	3,403	-	13,671		
Utility Expenses																							
Water Expenses	50204010 00	10,776	-	10,776	10,776	-	-	-	10,776	1,378	870	869	-	3,117	901	1,079	999	-	2,979	-	7,659		
Electricity Expenses	50204020 00	27,211	-	27,211	27,211	-	-	-	27,211	4,696	5,719	4,832	-	15,247	3,396	6,448	3,828	-	13,672	-	11,964		
Communication Expenses																							
Postage and Deliveries	50205010 00	677	-	677	677	-	-	-	677	258	25	31	-	314	24	31	31	-	86	-	363		
Telephone Expenses - Mobile	50205020 01	2,974	-	2,974	2,974	-	-	-	2,974	497	626	641	-	1,764	466	587	646	-	1,699	-	1,210		
Telephone Expenses - Landline	50205020 02	4,869	-	4,869	4,869	-	-	-	4,869	891	1,007	863	-	2,761	797	958	895	-	2,650	-	2,108		
Internet Expense	50205030 00	3,500	-	3,500	3,500	-	-	-	3,500	323	1,290	967	-	2,580	-	1,611	968	-	2,579	-	920		
Cable, Satellite, Telegraph and Radio Expenses	50205040 00	418	-	418	418	-	-	-	418	86	76	57	-	219	70	93	57	-	220	-	199		
Extraordinary and Miscellaneous Expenses	50210030 00	2,622	-	2,622	2,622	-	-	-	2,622	724	625	763	-	2,112	650	700	745	-	2,095	-	510		
Professional Services																							
Legal Services	50211010 00	635	-	635	635	-	-	-	635	105	5	190	-	300	105	3	108	-	216	-	335		
Consultancy Services	50211030 00	1,600	-	1,600	1,600	-	-	-	1,600	-	-	-	-	-	-	-	-	-	-	-	1,600		
Other Professional Services	50211990 00	59,609	-	59,609	59,609	-	-	-	59,609	8,416	10,899	9,291	-	28,406	8,611	9,832	10,231	-	28,674	-	31,203		
General Services																							
Janitorial Services	50212020 00	16,970	-	16,970	16,970	-	-	-	16,970	12,731	1,295	6,515	-	20,541	1,590	2,283	2,455	-	6,328	-	(3,571)		
Security Services	50212030 00	21,210	-	21,210	21,210	-	-	-	21,210	2,901	3,141	4,447	-	10,489	2,832	2,880	4,188	-	9,900	-	10,721		
Other General Services	50212990 00	17,377	-	17,377	17,377	-	-	-	17,377	10,724	933	241	-	11,898	886	1,012	3,161	-	5,059	-	5,479		
Repairs and Maintenance Services																							
RM - Buildings and Other Structures																							
RM - Buildings	50213040 01	3,000	-	3,000	3,000	-	-	-	3,000	-	-	-	-	-	-	-	-	-	-	-	3,000		
RM - Machinery and Equipment																							
RM - Office Equipment	50213050 02	450	-	450	450	-	-	-	450	30	-	3	-	33	30	-	-	-	30	-	417		
RM - ICT Equipment	50213050 03	6,600	-	6,600	6,600	-	-	-	6,600	1,384	1,407	83	-	2,874	129	1,282	150	-	1,561	-	3,726		
RM - Other Machinery and Equipment	50213050 99	1,430	-	1,430	1,430	-	-	-	1,430	-	-	-	-	-	-	-	-	-	-	-	1,430		
RM - Tech and Scientific Equip.																							
RM - Transportation Equipment																							
RM - Motor Vehicles	50213060 01	5,421	-	5,421	5,421	-	-	-	5,421	518	1,399	1,370	-	3,287	505	1,099	1,030	-	2,634	-	2,134		
RM - Furniture and Fixtures	50213070 00	70	-	70	70	-	-	-	70	5	-	-	-	5	5	-	-	-	5	-	65		
Taxes, Insurance Premiums and Other Fees																							
Taxes, Duties and Licenses	50215010 01	3,650	-	3,650	3,650	-	-	-	3,650	290	60	58	-	408	282	50	63	-	395	-	3,242		
Fidelity Bond Premiums	50215020 00	300	-	300	300	-	-	-	300	192	60	-	-	252	192	59	-	-	251	-	48		
Insurance Expenses	50215030 00	5,355	-	5,355	5,355	-	-	-	5,355	3,610	195	106	-	3,911	3,610	195	106	-	3,911	-	1,444		
Advertising Expenses	50299010 00	93,915	-	93,915	93,915	-	-	-	93,915	108	78,378	525	-	79,011	94	26	38,520	-	38,640	-	14,904		
Printing and Binding Expenses	50299020 00	7,970	-	7,970	7,970	-	-	-	7,970	-	-	1,116	-	1,116	-	-	-	-	-	-	6,854		
Representation Expenses	50299030 00	27,174	-	27,174	27,174	-	-	-	27,174	3,534	5,258	5,149	-	13,941	3,211	4,334	4,487	-	12,032	-	13,233		
Transportation and Delivery Expense	50299040 00	14,999	-	14,999	14,999	-	-	-	14,999	-	58	-	-	58	-	58	2	-	60	-	14,941		

STATEMENT OF APPROPRIATIONS, ALLOTMENTS, OBLIGATIONS, DISBURSEMENTS AND BALANCES BY OBJECT OF EXPENDITURES

As of the Quarter Ending September 30, 2015

Department: ENERGY
 Agency: OFFICE OF THE SECRETARY
 Organizational Code: 09 001 0000000
 Funding Source Code: 101

X	Current Year Appropriations
	Supplemental Appropriations
	Continuing Appropriations

	UACS Code	Appropriations			Allotments				Current Year Obligations					Current Year Disbursements				Balances					
		Authorized	Adjust-	Adjusted	Allotments	Adjust-	Transfer	Transfer	Adjusted	1st Quarter	2nd Quarter	3rd Quarter	4th Quarter	Total	1st Quarter	2nd Quarter	3rd Quarter	4th Quarter	Total	Unreleased	Unobligated	Unpaid Obligations	
		Appro	ments	Appro	Received	ments	To	From	Total	ending	ending	ending	ending		ending	ending	ending	ending		Appropriations	Allotment	Due & Demandable	Not Yet Due & Demandable
Rent Expenses																							
Rent - Buildings and Structures	50299050 01	23,230	-	23,230	23,230	-	-	-	23,230	13,208	875	3,963	-	18,046	2,766	4,145	4,954	-	11,865	-	5,184		
Rent - Motor Vehicles	50299050 03	9,618	-	9,618	9,618	-	-	-	9,618	6,915	528	119	-	7,562	411	1,771	2,060	-	4,242	-	2,056		
Rent - Equipment	50299050 04	300	-	300	300	-	-	-	300	-	-	181	-	181	-	-	-	-	-	-	-	119	
Membership Dues	50299060 00	1,410	-	1,410	1,410	-	-	-	1,410	-	-	1,113	-	1,113	-	-	1,113	-	1,113	-	297		
Subscription Expense	50299070 00	12,213	-	12,213	12,213	-	-	-	12,213	2,534	10,578	7	-	13,119	2,532	798	2,723	-	6,053	-	(906)		
Donations	50299080 00	46,000	-	46,000	46,000	-	-	-	46,000	-	8,358	-	-	8,358	-	-	5,924	-	5,924	-	37,642		
Subsidies - Others	50214990 00	2,540	-	2,540	2,540	-	-	-	2,540	-	-	-	-	-	-	-	-	-	-	-	2,540		
Capital Outlay		27,512	-	27,512	27,012	-	-	-	27,012	18,439	989	1,623	-	21,051	-	2,381	15,867	-	18,248	500	5,961		
Machinery and Equipment Outlay	50604050 00																						
Office Equipment	50604050 02	272	-	272	272	-	-	-	272	-	-	106	-	106	-	-	-	-	-	-	166		
Technical and Scientific Equipment	50604050 14	21,950	-	21,950	21,950	-	-	-	21,950	18,439	989	1,517	-	20,945	-	2,381	15,867	-	18,248	-	1,005		
Transportation Equipment Outlay																							
Motor Vehicles	50604060 01	5,000	-	5,000	4,500	-	-	-	4,500	-	-	-	-	-	-	-	-	-	-	500	4,500		
Furniture, Fixtures and Books Outlay																							
Furniture and Fixtures	50604070 01	290	-	290	290	-	-	-	290	-	-	-	-	-	-	-	-	-	-	-	290		
B. AUTOMATIC APPROPRIATIONS		27,949	3,067	31,016	31,016	-	-	-	31,016	10,131	7,100	7,206	-	24,437	4,696	7,079	7,151	-	18,926	-	6,579		
Retirement and Life Insurance Premium	50103010 00	27,949	-	27,949	27,949	-	-	-	27,949	7,064	7,100	7,206	-	21,370	4,696	7,079	7,151	-	18,926	-	6,579		
Customs Duties and Taxes *	50215010 01	-	3,067	3,067	3,067	-	-	-	3,067	3,067	-	-	-	3,067	-	-	-	-	-	-	-		
C. SPECIAL PURPOSE FUNDS		-	28,657	28,657	28,657	-	-	-	28,657	1,283	19,658	7,402	-	26,343	409	20,385	7,547	-	26,341	-	314		
Miscellaneous Personnel Benefits Fund																							
FY 2014 Performance-based Bonus	50102990-14		6,435	6,435	6,435	-	-	-	6,435	-	-	6,435	-	6,435	-	-	6,435	-	6,435	-	-		
Productivity Enhancement Incentive	50102990-12		19,785	19,785	19,785	-	-	-	19,785	-	19,511	1	-	19,512	-	19,511	-	-	19,511	-	273		
Pension and Gratuity Fund																							
Terminal Leave Benefits	50104030-01		2,437	2,437	2,437	-	-	-	2,437	1,283	147	966	-	2,396	409	874	1,112	-	2,395	-	41		
GRAND TOTAL		917,711	31,724	949,435	948,935	-	-	-	948,935	186,991	262,151	149,505	-	598,647	117,753	166,586	209,380	-	493,719	500	350,286		

* Release of allotment and obligation for customs duties and taxes is for book entry purpose only pursuant to Section 15 of the Gen. Provisions of FY 2014 budget, RA 10633

Certified Correct:

Certified Correct:

Recommending Approval:

Approved by:

E. E. MORALES
 OIC, Budget Division

A. M. CUDIA
 Chief, Accounting Division

A. A. S. SOLUTA
 Director, Financial Services

R. B. AGUILOS, CESO I
 Undersecretary

STATEMENT OF APPROPRIATIONS, ALLOTMENTS, OBLIGATIONS, DISBURSEMENTS AND BALANCES BY OBJECT OF EXPENDITURES


Department: ENERGY
 Agency: OFFICE OF THE SECRETARY
 Organizational Code: 09 001 0000000
 Funding Source Code: 101

<input type="checkbox"/>	Current Year Appropriations
<input type="checkbox"/>	Supplemental Appropriations
<input checked="" type="checkbox"/>	Continuing Appropriations


	UACS Code	Appropriations			Allotments				Current Year Obligations					Current Year Disbursements					Balances				
		Authorized Appro	Adjustments	Adjusted Appro	Allotments Received	Adjustments	Transfer To	Transfer From	Adjusted Total Allotment	1st Quarter ending March 31	2nd Quarter ending June 30	3rd Quarter ending Sept. 30	4th Quarter ending Dec. 31	Total	1st Quarter ending March 31	2nd Quarter ending June 30	3rd Quarter ending Sept. 30	4th Quarter ending Dec. 31	Total	Unreleased Appropriations	Unobligated Allotment	Unpaid Obligations	
																						Due & Demandable	Not Yet Due & Demandable
GRAND TOTAL		94,201	-	94,201	94,201	-	-	-	94,201	24,364	1,732	7	-	26,103	1,478	6,949	1,749	-	10,176	-	68,098	-	-

* Release of allotment and obligation for customs duties and taxes is for book entry purpose only pursuant to Section 15 of the Gen. Provisions of FY 2014 budget, RA

Certified Correct:


 E.B. MORALES
 OIC, Budget Division


Certified Correct:


 A.M. CUDIA
 Chief, Accounting Division

Recommending Approval:


 A.A.S. SOLUTA
 Director, Financial Services

Approved by:


 R.B. AGUILOS, CESO I
 Undersecretary

List of Agency Budget Matrix/Special Allotment Release Orders/Sub-Allotment Release Orders
As of the Quarter Ending September 30, 2015


Department:	ENERGY
Agency	OFFICE OF THE SECRETARY
Region/Province/City	NCR
Fund	101

x	Current Year Appropriations
	Continuing Appropriations
	Supplemental Appropriations

No.	ABM/SARO/Sub-ARO No.	Date of ABM/ SARO	Funding Source		Allotments				Sub-Allotment to Regions/Operating Units				Total Allotments	
			Description	UACS Code	PS	MOOE	CO	Total	PS	MOOE	CO	Total		
A. Allotments received from DBM														
1	Comprehensive Release	1-Jan-2015	Agency Specific Budget	01 1 01 101	297,564	419,686	22,512	739,762					739,762	
2	GARO No. 2015-1	5-Jan-2015	RLIP	01 1 04 102	27,949			27,949					27,949	
3	SARO BMB-A-15-0000599	2-Feb-2015	PGF	01 1 01 407	409			409					409	
4	SARO BMB-A-15-0001981	26-Feb-2015	Agency Specific Budget	01 1 01 101		145,000	-	145,000					145,000	
5	SARO BMB-A-15-0002572	6-Mar-2015	PGF	01 1 01 407	629			629					629	
6	SARO BMB-A-15-0003337	19-Mar-2015	PGF	01 1 01 407	245			245					245	
7	SARO BMB-A-15-0005408	7-May-2015	Agency Specific Budget	01 1 01 101			4,500	4,500					4,500	
8	SARO BMB-A-15-0007512	6-Jun-2015	MPBF	01 1 01 406	15,453			15,453					15,453	
9	SARO BMB-A-15-0008101	16-Jun-2015	MPBF	01 1 01 406	4,332			4,332					4,332	
10	SARO BMB-A-15-0008140	17-Jun-2015	PGF	01 1 01 407	117			117					117	
11	SARO BMB-A-15-0008341	22-Jun-2015	PGF	01 1 01 407	31			31					31	
12	SARO BMB-A-15-0008921	30-Jun-2015	PGF	01 1 01 407	445			445					445	
13	SARO BMB-A-15-0008922	30-Jun-2015	PGF	01 1 01 407	27			27					27	
14	SARO BMB-A-15-0009463	9-Jul-2015	MPBF	01 1 01 406	6,435			6,435					6,435	
15	SARO BMB-A-15-0010749	3-Aug-2015	PGF	01 1 01 407	51			51					51	
16	SARO BMB-A-15-0012003	26-Aug-2015	PGF	01 1 01 407	442			442					442	
17	SARO BMB-A-15-0013234	17-Sep-2015	PGF	01 1 01 407	41			41					41	
18	SARO BMB-A-15-0000218	22-Jan-2015	Auto Appro *	01 1 04 105	-	3,067		3,067					3,067	
Total Allotments						354,170	567,753	27,012	948,935	-	-	-	-	948,935

* For book entry purpose only

Certified Correct:


E. B. MORALES
OIC-Chief Budget Officer