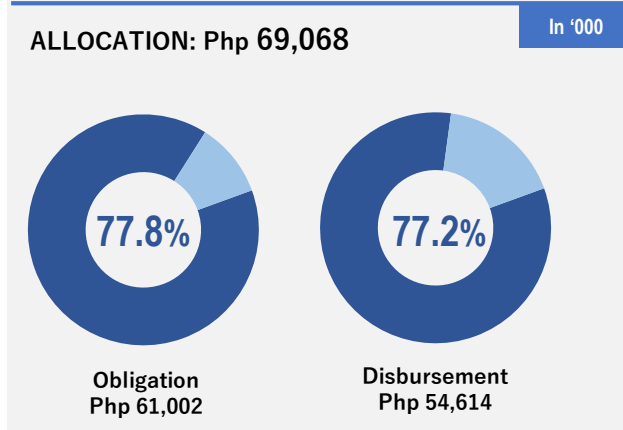


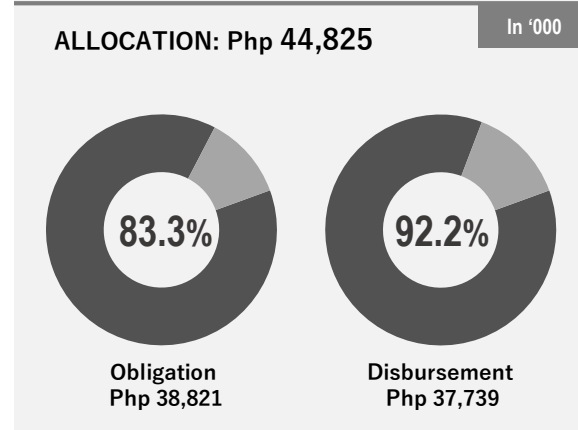
DOE 2020 PERFORMANCE DASHBOARD (Regular Programs)

FY 2020 Targets vs. Actual

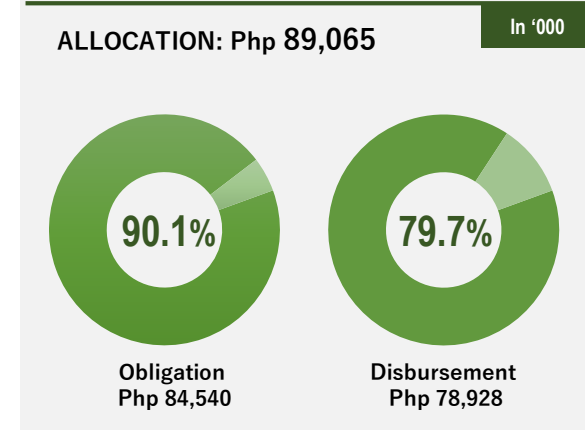
National & Regional Energy Planning	Targets vs. Actual	
	Targets	Actual
Energy plans prepared and updated	2	2
Statistical research and studies prepared/updated	16	98
% of project evaluation and monitoring conducted on time	80%	80%
CEPNS applications processed/ evaluated	40	43



Conventional Energy Development Program	Targets vs. Actual	
	Targets	Actual
IECs and other promotional activities conducted	14	17
Contracts and/or circulars drafted, prepared and reviewed	5	12
Monitoring/inspection activities conducted	117	644



Renewable Energy Program	Targets vs. Actual	
	Targets	Actual
IECs and other promotional activities conducted	37	47
Inspections conducted	340	669
% of issuances and permits issued on time	86%	95%



Obligation : % of Obligation to Allocation | Disbursement: % of Disbursement to Obligation

DOE 2020 PERFORMANCE DASHBOARD (Regular Programs)

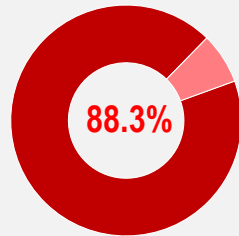
FY 2020 Targets vs. Actual

Downstream Energy Development Program	Targets		Actual	
	Targets	Actual	Targets	Actual
IECs and other promotional activities conducted	12	4		
Field work activities and operational monitoring activities conducted	1,073	360		
Issuances/permits/standards drafted and issued	3,876	8,706		
Plans and policies updated/formulated, monitored and recommended	6	20		

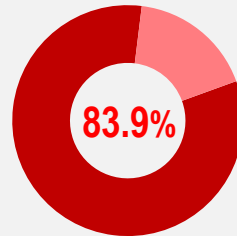
Electric Power Industry Development Program	Targets		Actual	
	Targets	Actual	Targets	Actual
IEC activities, promotional events and public consultations conducted	27	63		
Plans prepared, updated and disseminated	3	1		
Policies prepared, recommended and/or adopted	6	56		
Applications for COE for investment in the energy sector processed	228	431		

ALLOCATION: Php 87,979 In '000

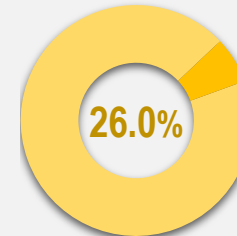
ALLOCATION: Php 80,648 In '000



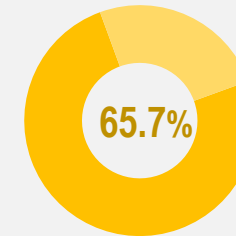
Obligation
Php 81,234



Disbursement
Php 69,316



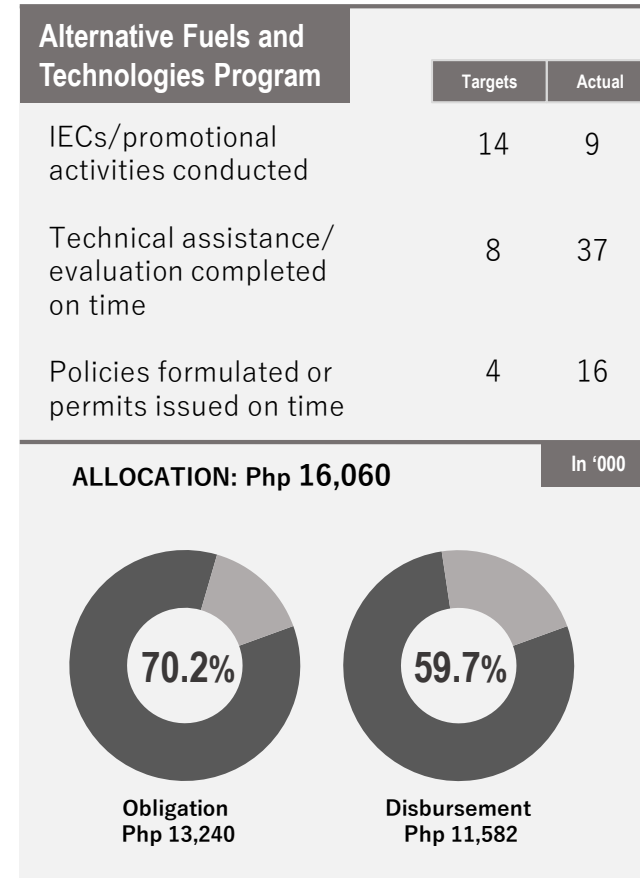
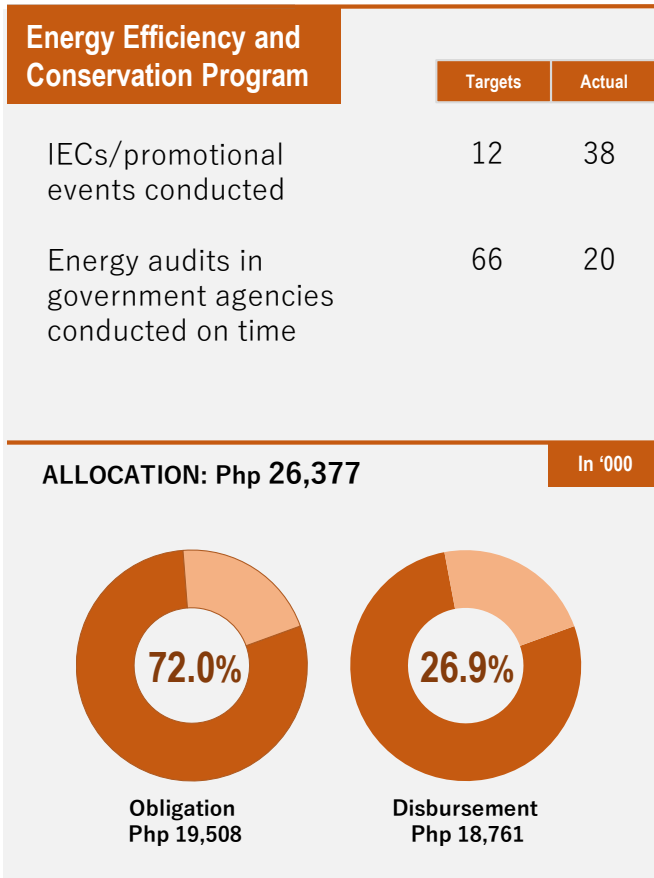
Obligation
Php 75,041



Disbursement
Php 53,716

DOE 2020 PERFORMANCE DASHBOARD (Regular Programs)

FY 2020 Targets vs. Actual



Obligation : % of Obligation to Allocation | Disbursement: % of Disbursement to Obligation