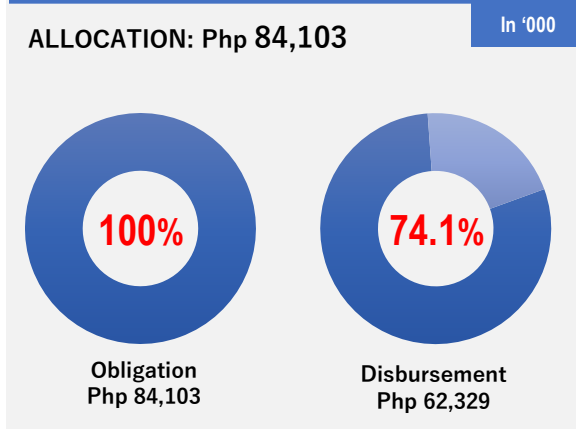


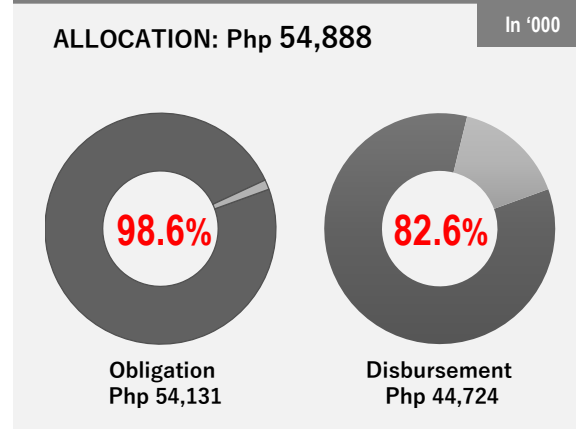
# DOE PERFORMANCE DASHBOARD (Regular Programs)

## 4Q Actual vs FY Targets

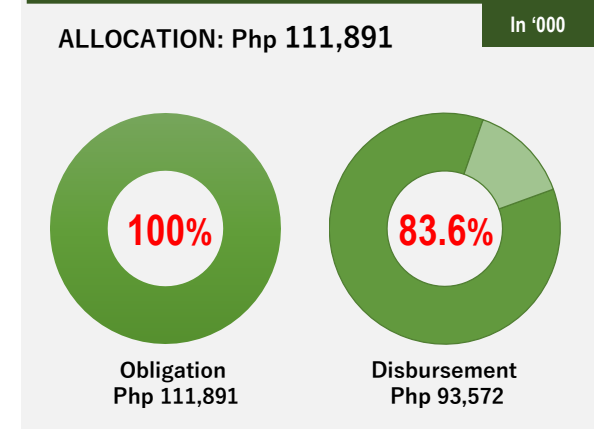
National & Regional Energy Planning		
	Targets	Actual
Energy plans prepared and updated	2	4
Statistical research and studies prepared/updated	14	174
% of project evaluation and monitoring conducted on time	80%	100%



Conventional Energy Development Program		
	Targets	Actual
IECs and other promotional activities conducted	13	22
Contracts and/or circulars drafted, prepared and reviewed	5	20
Monitoring/inspection activities conducted	219	495



Renewable Energy Program		
	Targets	Actual
IECs and other promotional activities conducted	14	56
Inspections conducted	177	145
% of issuances and permits issued on time	80%	89%



# DOE PERFORMANCE DASHBOARD (Regular Programs)

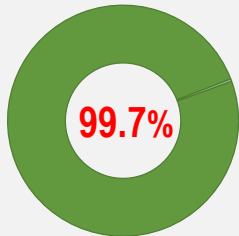
## 4Q Actual vs FY Targets

### Downstream Energy Development Program

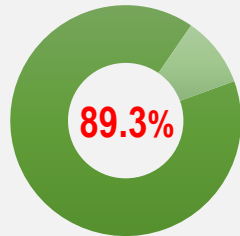
	Targets	Actual
IECs and other promotional activities conducted	12	25
Field work activities with corresponding reports submitted and operational monitoring activities conducted	1,073	2,731
% of issuances/permits/ standards drafted and issued	100%	100%

ALLOCATION: Php 90,899

In '000



Obligation  
Php 90,603



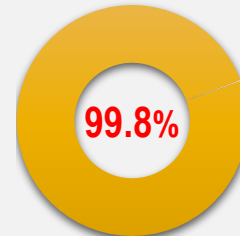
Disbursement  
Php 80,949

### Electric Power Industry Development Program

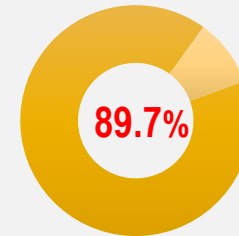
	Targets	Actual
IEC activities, promotional events and public consultations conducted	43	125
Plans prepared, updated and disseminated	3	19
Policies prepared, recommended and/or adopted	15	46
Applications for COE for investment in the energy sector processed	272	609

ALLOCATION: Php 72,773

In '000



Obligation  
Php 72,659



Disbursement  
Php 65,158

# DOE PERFORMANCE DASHBOARD (Regular Programs)

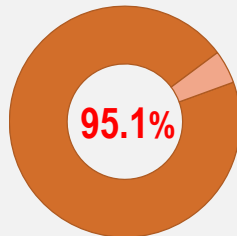
4Q Actual vs FY Targets

## Energy Efficiency and Conservation Program

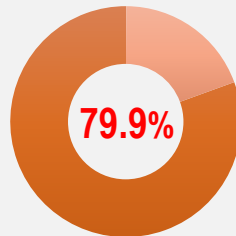
	Targets	Actual
Promotional events conducted	12	38
% of energy audits in government agencies conducted on time	10%	100%

ALLOCATION: Php 46,263

In '000



Obligation  
Php 44,011



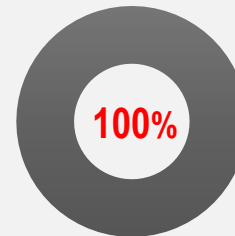
Disbursement  
Php 35,145

## Alternative Fuels and Technologies Program

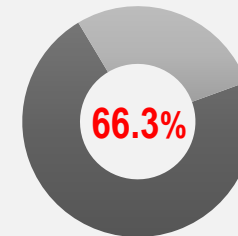
	Targets	Actual
IECs/promotional activities conducted	12	15
Technical assistance/evaluation completed on time	6	27
Policies formulated or permits issued on time	3	5

ALLOCATION: Php 28,454

In '000



Obligation  
Php 26,202



Disbursement  
Php 17,363

Obligation : % of Obligation to Allocation | Disbursement: % of Disbursement to Obligation

# MAJOR ACCOMPLISHMENTS

## Policies

- 1** Republic Act No. 11235 (EVOSS Act) signed on 08 March 2019
- 2** Republic Act No. 11285 (EE&C Act) signed on 12 April 2019
- 3** Republic Act No. 11371 (Murang Kuryente Act) signed on 8 August 2019
- 4** Republic Act No. 11361 (Anti-Obstruction of Power Lines Act) signed on 8 August 2019

### Philippine Hosting



**9th ASEAN Nuclear Energy Cooperation Sub-sector Network**  
May 2019, Shang @ The Fort



**54th APEC Expert Group Meeting on Energy Efficiency and Conservation**  
September 2019, Cebu City



**1st Forum on the Cleaner Energy Future Initiative for ASEAN**  
November 2019, Makati City

Issued **18** Department Circulars

# MAJOR ACCOMPLISHMENTS

Inspected **115** fuel retail outlets as part of the implementation of the **2<sup>nd</sup> tranche** of excise tax on petroleum products under **TRAIN Law**.



Launched 7 RE projects to provide power to 40,000 households in Mindanao

Garnered  
**“Champion in Excellence in Reporting”**  
during the PH-EITI Awards Ceremony



Ceremonial Switch-on Ceremony  
**Brighten-Up Project**  
San Marcelino, Zambales



Launching  
**Pilot Floating Solar Project**  
Ramon, Isabela



Groundbreaking Ceremony  
**LNG Terminal**  
Batangas



Switch-on Celebration  
**500-MW Supercritical Coal-Fired Power Plant**  
Mauban, Quezon