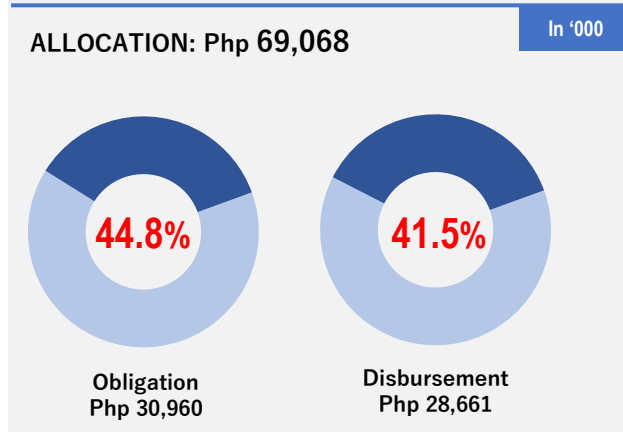


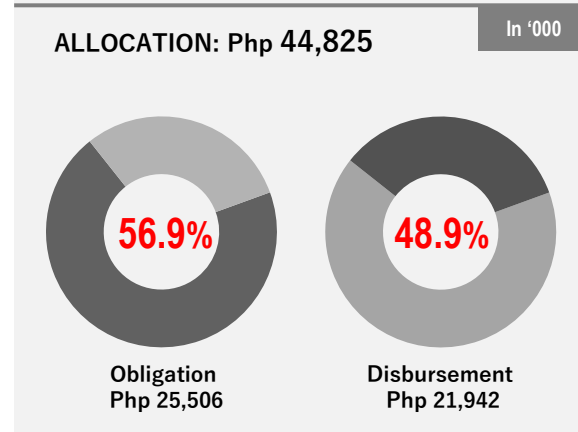
# DOE 2020 PERFORMANCE DASHBOARD (Regular Programs)

## 3Q Actual vs FY 2020 Targets

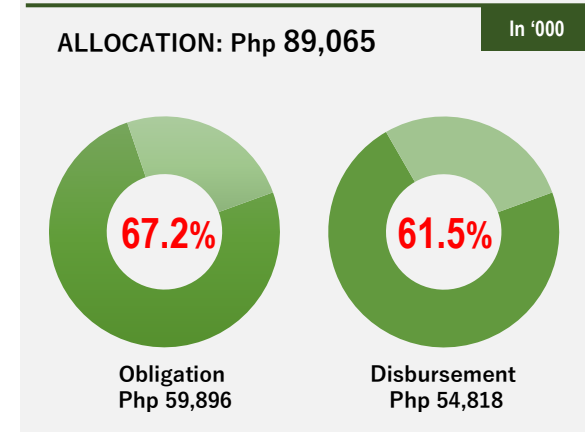
National & Regional Energy Planning	Targets		Actual	
	Targets	Actual	Targets	Actual
Energy plans prepared and updated	2	2		
Statistical research and studies prepared/updated	16	59		
% of project evaluation and monitoring conducted on time	80%	80%		
CEPNS applications processed/ evaluated	40	39		



Conventional Energy Development Program	Targets		Actual	
	Targets	Actual	Targets	Actual
IECs and other promotional activities conducted	14	15		
Contracts and/or circulars drafted, prepared and reviewed	5	11		
Monitoring/inspection activities conducted	117	442		



Renewable Energy Program	Targets		Actual	
	Targets	Actual	Targets	Actual
IECs and other promotional activities conducted	37	22		
Inspections conducted	340	291		
% of issuances and permits issued on time	86%	94%		



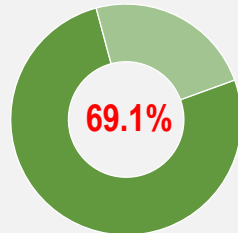
Obligation : % of Obligation to Allocation | Disbursement: % of Disbursement to Obligation

# DOE 2020 PERFORMANCE DASHBOARD (Regular Programs)

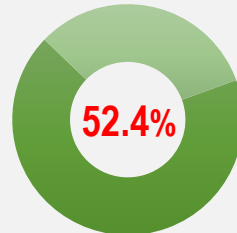
## 3Q Actual vs FY 2020 Targets

Downstream Energy Development Program	Targets		Actual	
	Targets	Actual	Targets	Actual
IECs and other promotional activities conducted	12	0		
Field work activities and operational monitoring activities conducted	1,073	235		
Issuances/permits/standards drafted and issued	3,876	6,118		
Plans and policies updated/formulated, monitored and recommended	6	15		

**ALLOCATION: Php 87,979** In '000



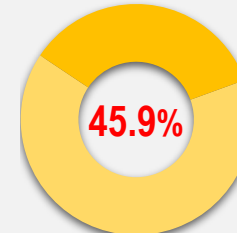
**Obligation**  
Php 60,757



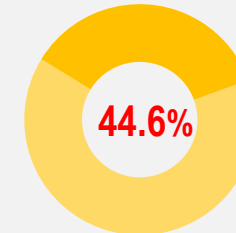
**Disbursement**  
Php 46,070

Electric Power Industry Development Program	Targets		Actual	
	Targets	Actual	Targets	Actual
IEC activities, promotional events and public consultations conducted	27	23		
Plans prepared, updated and disseminated	3	1		
Policies prepared, recommended and/or adopted	6	47		
Applications for COE for investment in the energy sector processed	228	275		

**ALLOCATION: Php 80,648** In '000



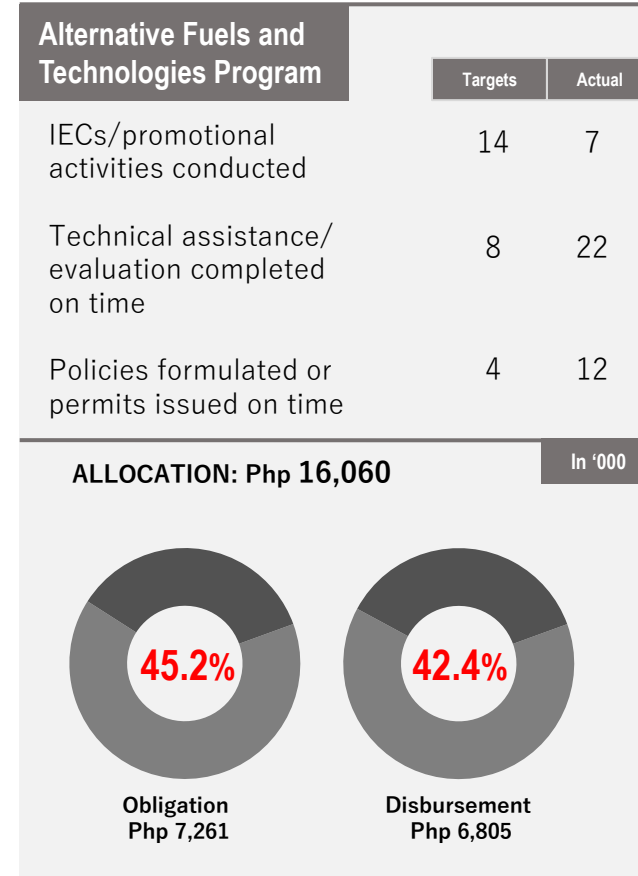
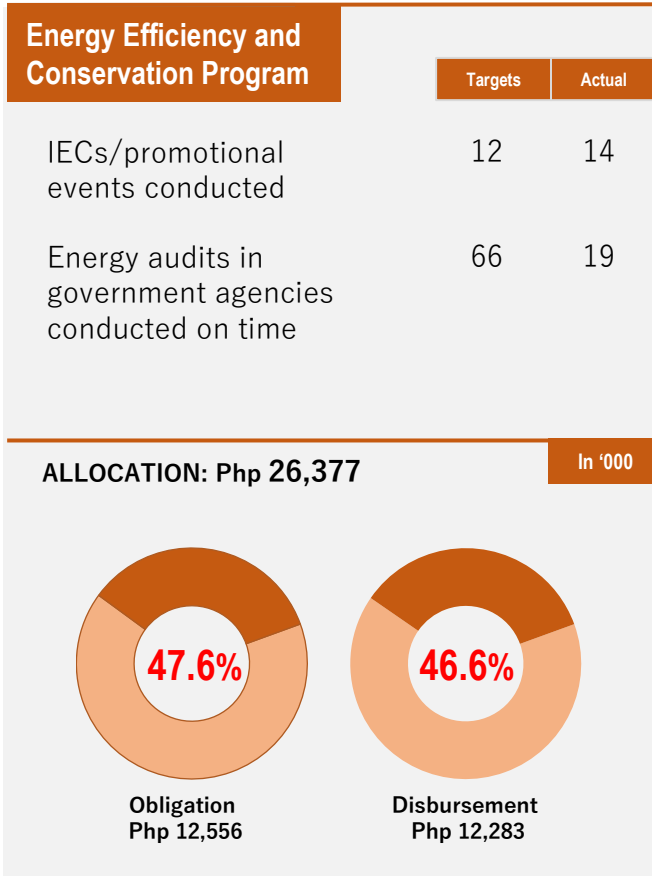
**Obligation**  
Php 37,072



**Disbursement**  
Php 35,942

# DOE 2020 PERFORMANCE DASHBOARD (Regular Programs)

## 3Q Actual vs FY 2020 Targets



Obligation : % of Obligation to Allocation | Disbursement: % of Disbursement to Obligation