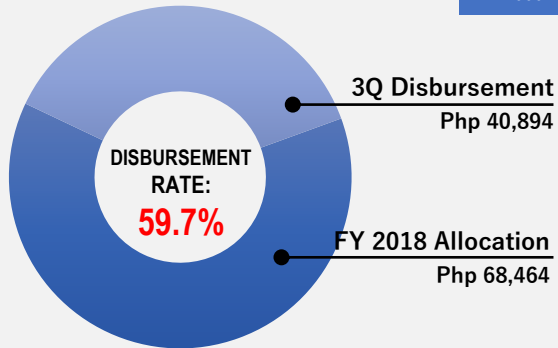


DOE 2018 PERFORMANCE DASHBOARD (Regular Programs)

3rd Quarter Actual VS FY 2018 Targets

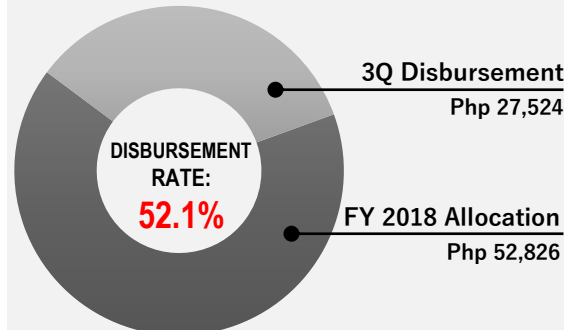
National & Regional Energy Planning		
	FY Target	As of 3Q
Energy plans prepared and updated	2	2
Statistical research and studies prepared/updated	6	64
% of project evaluation and monitoring conducted on time	80%	100%

In '000



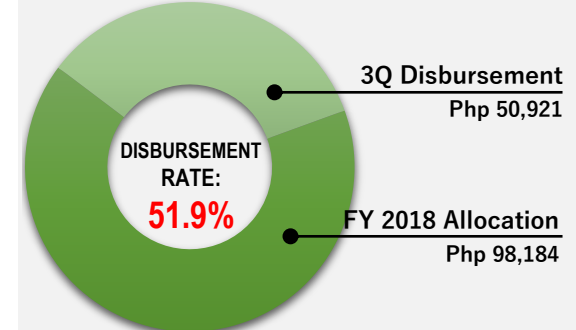
Conventional Energy Development Program		
	FY Target	As of 3Q
IECs and other promotional activities conducted	11	31
Contracts and/or circulars drafted, prepared and reviewed	3	5
Monitoring/inspection activities conducted	220	326

In '000



Renewable Energy Program		
	FY Target	As of 3Q
IECs and other promotional activities conducted	20	65
Inspections conducted	282	874
% of issuances and permits issued on time	85%	94%

In '000



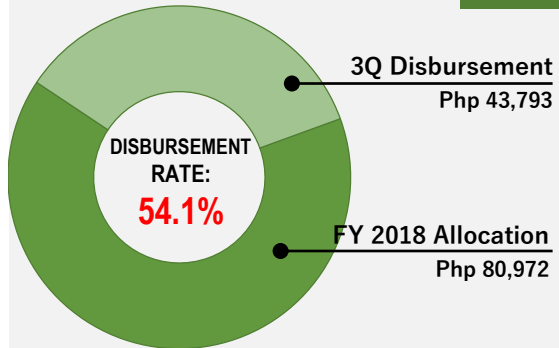
DOE 2018 PERFORMANCE DASHBOARD (Regular Programs)

3rd Quarter Actual VS FY 2018 Targets

Downstream Energy Development Program

	FY Target	As of 3Q
IECs and other promotional activities conducted	20	13
Field work activities with corresponding reports submitted and operational monitoring activities conducted	3,904	3,027
% of issuances/permits/standards drafted and issued	100%	100%

In '000



Electric Power Industry Development Program

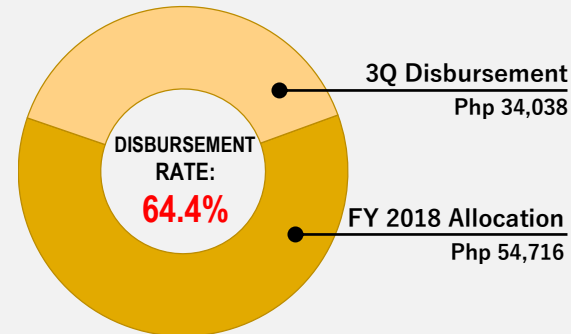
POWER SECTOR

	FY Target	As of 3Q
Plans/policies prepared, recommended and/or adopted	40	67
Stakeholders assisted	18	961
Applications for COE for investment in the energy sector processed	60	158
IEC activities and public consultations conducted	40	105

ER 1-94 PROGRAM

	FY Target	As of 3Q
MOAs for the establishment of Trust Account approved	20	17
Electrification and support projects approved	100	22
Completed projects inspected	20	79

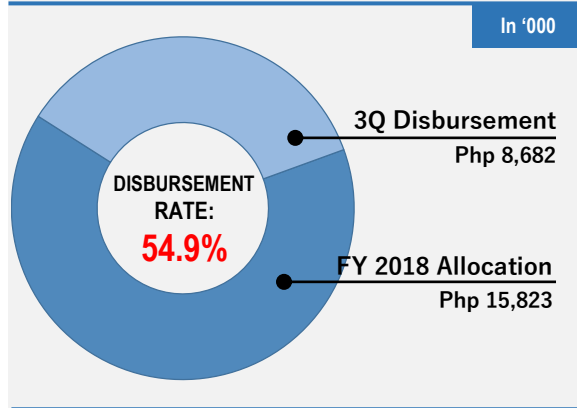
In '000



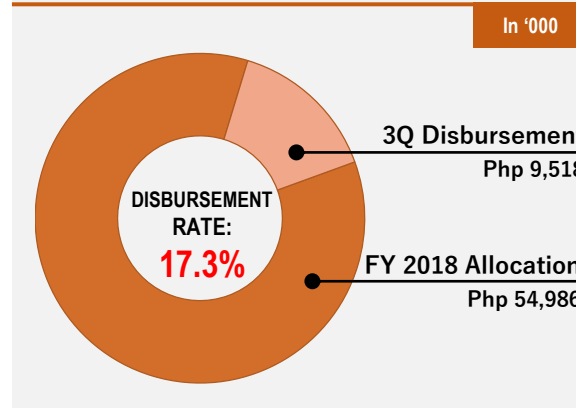
DOE 2018 PERFORMANCE DASHBOARD (Regular Programs)

3rd Quarter Actual VS FY 2018 Targets

Household Electrification Development Program		
	FY Target	As of 3Q
Household electrification projects approved	20	13
IECs/promotional activities conducted	8	3
Household electrification project inspections conducted	20	13



Energy Efficiency and Conservation Program		
	FY Target	As of 3Q
Promotional events conducted	20	18
% of energy audit in government agencies conducted on time	10%	50% (7/14)



Alternative Fuels and Technologies Program		
	FY Target	As of 3Q
IECs/promotional activities conducted	10	26
Technical assistance/evaluation completed on time	4	23
Policies formulated or permits issued on time	2	7

