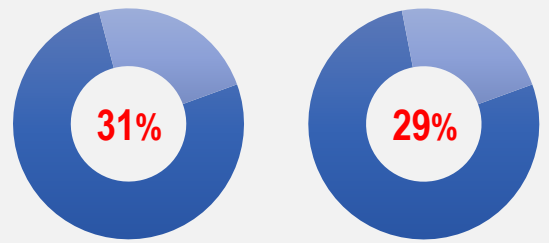


# DOE PERFORMANCE DASHBOARD (Regular Programs)

## 2Q Actual vs FY Targets

National & Regional Energy Planning	Targets		Actual	
	Targets	Actual	Targets	Actual
Energy plans prepared and updated	2	2		
Statistical research and studies prepared/updated	16	86		
% of project evaluation and monitoring conducted on time	80%	-		
CEPNS applications processed/evaluated	40	8		

ALLOCATION: Php 69,068 In '000

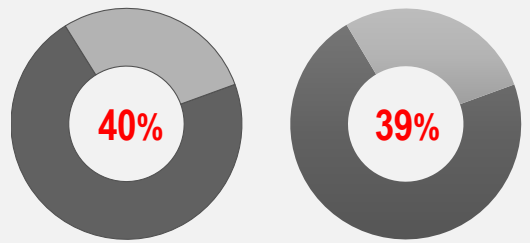


Obligation  
Php 21,281

Disbursement  
Php 20,039

Conventional Energy Development Program	Targets		Actual	
	Targets	Actual	Targets	Actual
IECs and other promotional activities conducted	14	5		
Contracts and/or circulars drafted, prepared and reviewed	5	7		
Monitoring/inspection activities conducted	117	129		

ALLOCATION: Php 44,825 In '000

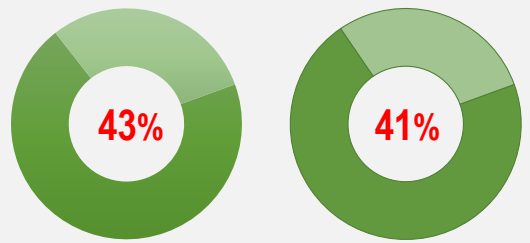


Obligation  
Php 17,720

Disbursement  
Php 17,440

Renewable Energy Program	Targets		Actual	
	Targets	Actual	Targets	Actual
IECs and other promotional activities conducted	37	10		
Inspections conducted	340	107		
% of issuances and permits issued on time	86%	94%		

ALLOCATION: Php 89,065 In '000



Obligation  
Php 38,151

Disbursement  
Php 36,326

# DOE PERFORMANCE DASHBOARD (Regular Programs)

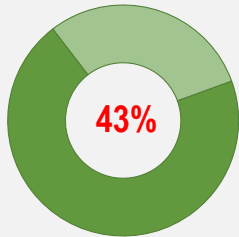
## 2Q Actual vs FY Targets

### Downstream Energy Development Program

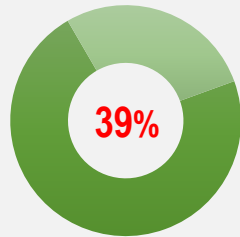
	Targets	Actual
IECs and other promotional activities conducted	12	0
Field work activities and operational monitoring activities conducted	1,073	236
Issuances/permits/standards drafted and issued	3,876	4,351
Plans and policies updated/formulated, monitored and recommended	6	12

ALLOCATION: Php 87,979

In '000



Obligation  
Php 37,463



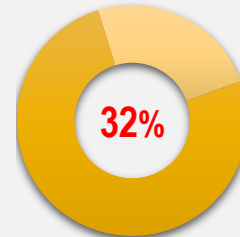
Disbursement  
Php 33,919

### Electric Power Industry Development Program

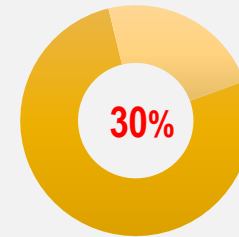
	Targets	Actual
IEC activities, promotional events and public consultations conducted	27	17
Plans prepared, updated and disseminated	3	1
Policies prepared, recommended and/or adopted	6	34
Applications for COE for investment in the energy sector processed	228	109

ALLOCATION: Php 80,648

In '000



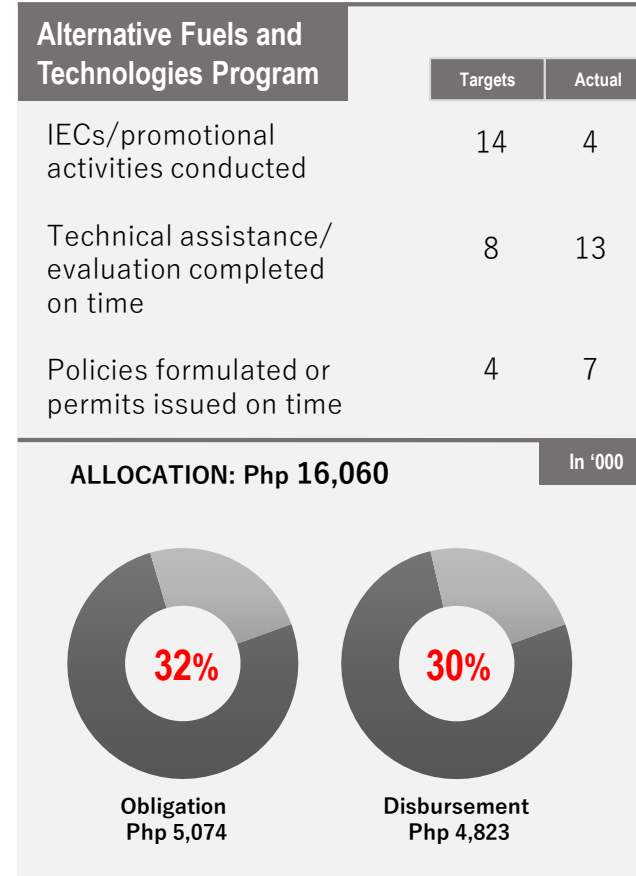
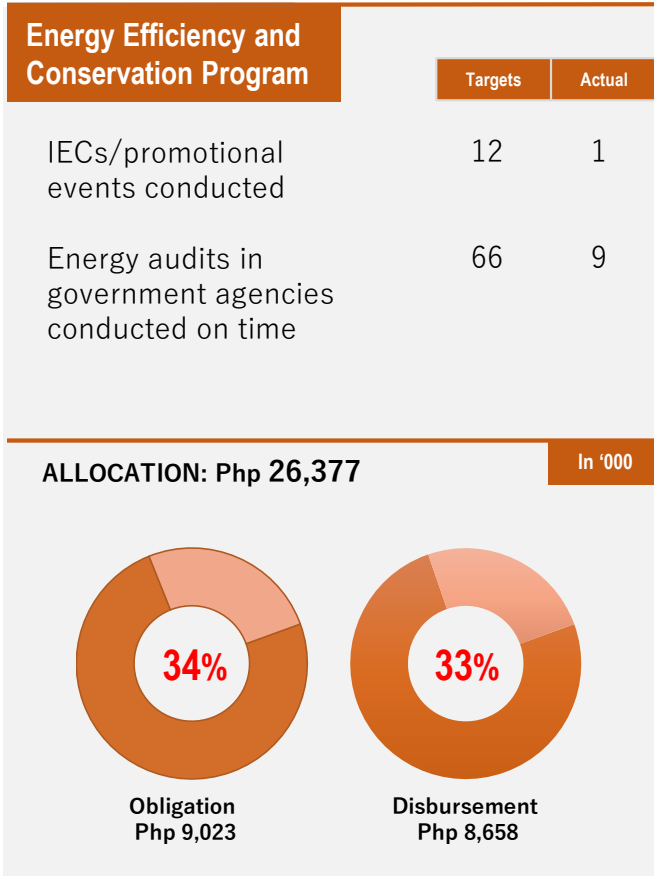
Obligation  
Php 25,741



Disbursement  
Php 24,445

# DOE PERFORMANCE DASHBOARD (Regular Programs)

## 2Q Actual vs FY Targets



Obligation : % of Obligation to Allocation | Disbursement: % of Disbursement to Obligation