

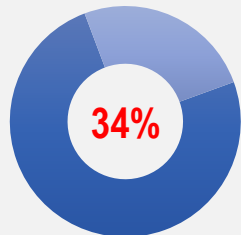
DOE PERFORMANCE DASHBOARD (Regular Programs)

2Q Actual vs FY Targets

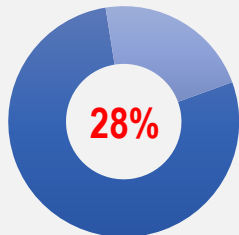
National & Regional Energy Planning	Targets		Actual	
	Targets	Actual	Targets	Actual
Energy plans prepared and updated	2	3		
Statistical research and studies prepared/updated	14	45		
% of project evaluation and monitoring conducted on time	80%	100%		

ALLOCATION: Php 84,103

In '000



Obligation
Php 28,304

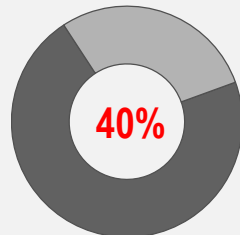


Disbursement
Php 23,672

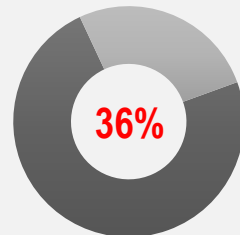
Conventional Energy Development Program	Targets		Actual	
	Targets	Actual	Targets	Actual
IECs and other promotional activities conducted	13	11		
Contracts and/or circulars drafted, prepared and reviewed	5	6		
Monitoring/inspection activities conducted	219	274		

ALLOCATION: Php 54,888

In '000



Obligation
Php 22,045

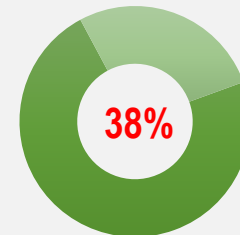


Disbursement
Php 19,689

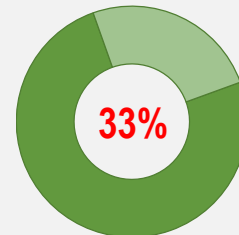
Renewable Energy Program	Targets		Actual	
	Targets	Actual	Targets	Actual
IECs and other promotional activities conducted	14	7		
Inspections conducted	177	68		
% of issuances and permits issued on time	80%	89%		

ALLOCATION: Php 111,891

In '000



Obligation
Php 41,976



Disbursement
Php 37,057

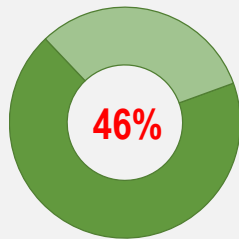
DOE PERFORMANCE DASHBOARD (Regular Programs)

2Q Actual vs FY Targets

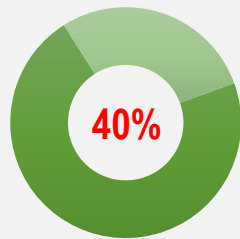
Downstream Energy Development Program	Targets		Actual	
	Targets	Actual	Targets	Actual
IECs and other promotional activities conducted	12	6		
Field work activities with corresponding reports submitted and operational monitoring activities conducted	1,073	1,487		
Issuances/permits/ standards drafted and issued	2,803	5,239		

ALLOCATION: Php 90,899

In '000



Obligation
Php 41,849

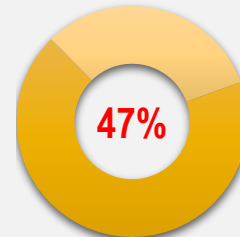


Disbursement
Php 36,129

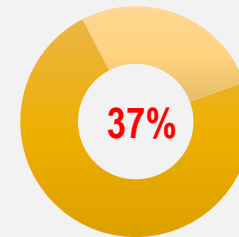
Electric Power Industry Development Program	Targets		Actual	
	Targets	Actual	Targets	Actual
IEC activities, promotional events and public consultations conducted	43	56		
Plans prepared, updated and disseminated	3	2		
Policies prepared, recommended and/or adopted	15	30		
Applications for COE for investment in the energy sector processed	272	371		

ALLOCATION: Php 72,773

In '000



Obligation
Php 33,958



Disbursement
Php 26,987

DOE PERFORMANCE DASHBOARD (Regular Programs)

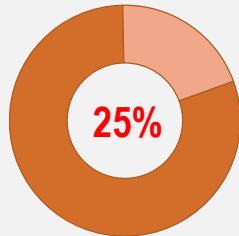
2Q Actual vs FY Targets

Energy Efficiency and Conservation Program

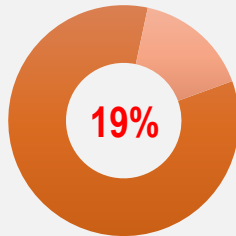
	Targets	Actual
Promotional events conducted	12	8
Energy audit in government agencies conducted on time	50	74

ALLOCATION: Php 44,011

In '000



Obligation
Php 10,827



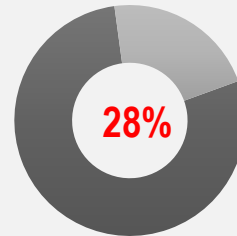
Disbursement
Php 8,447

Alternative Fuels and Technologies Program

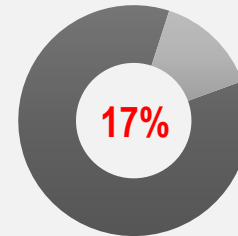
	Targets	Actual
IECs/promotional activities conducted	12	10
Technical assistance/evaluation completed on time	6	11
Policies formulated or permits issued on time	3	2

ALLOCATION: Php 28,454

In '000



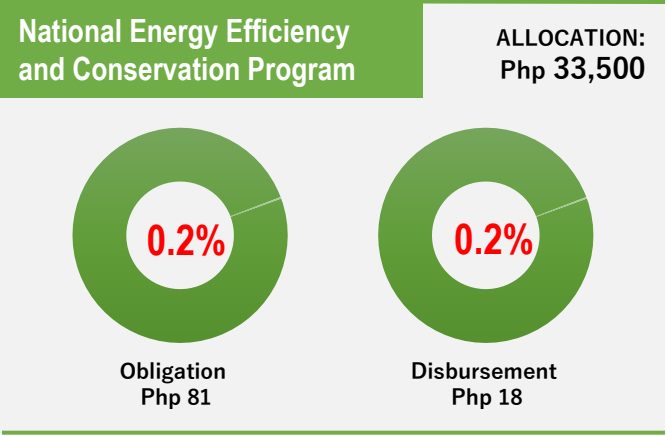
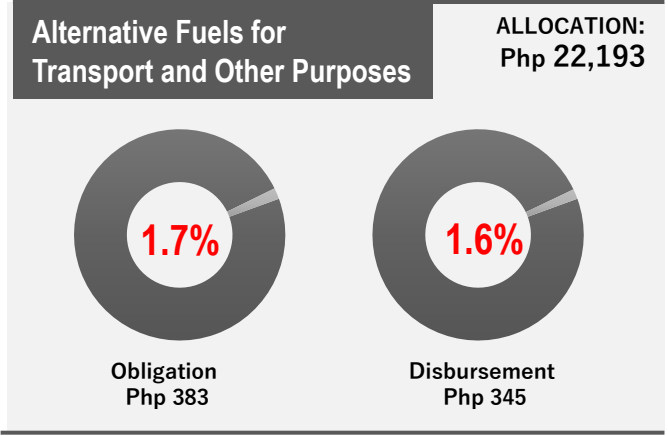
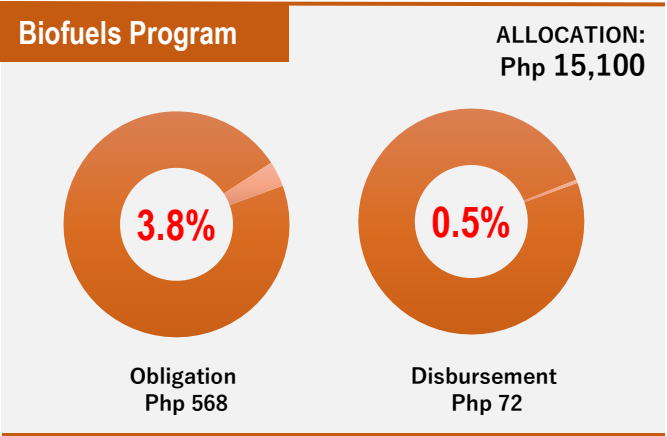
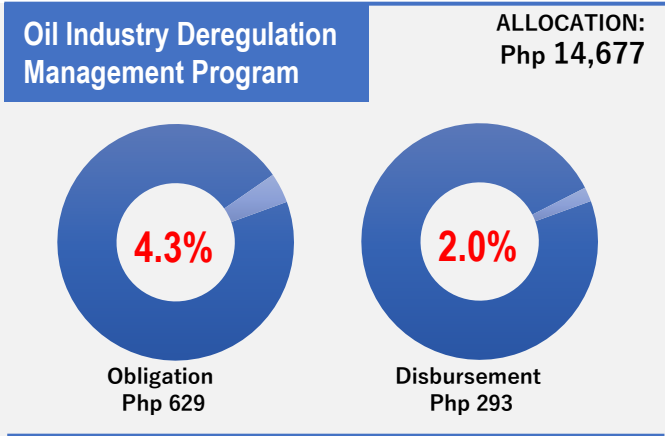
Obligation
Php 7,832



Disbursement
Php 4,815

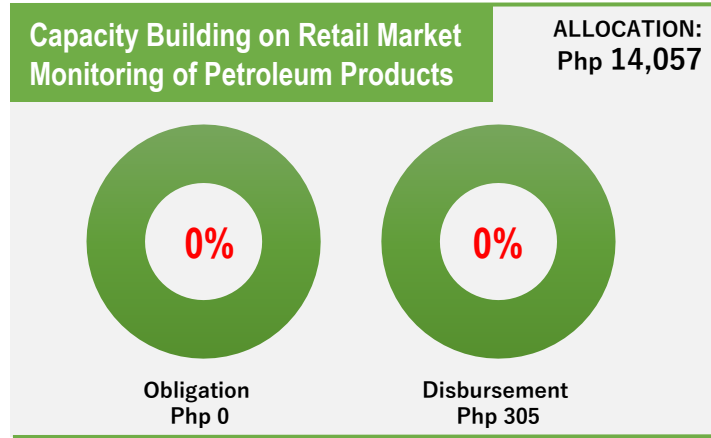
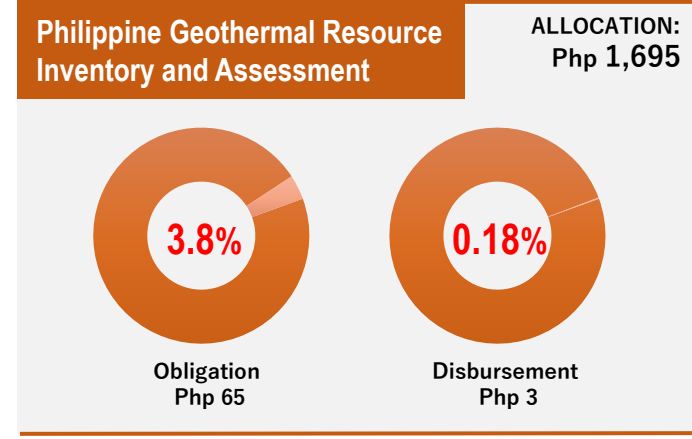
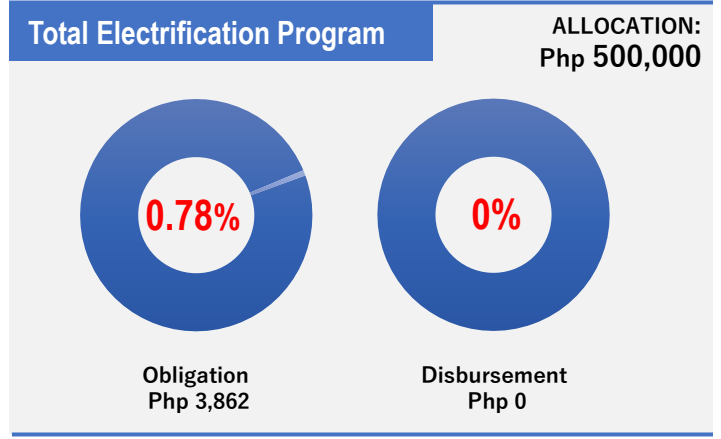
DOE 2018 FINANCIAL PERFORMANCE DASHBOARD OF FUND 151

2Q Actual VS FY 2019 Budget Allocation (in Php '000)



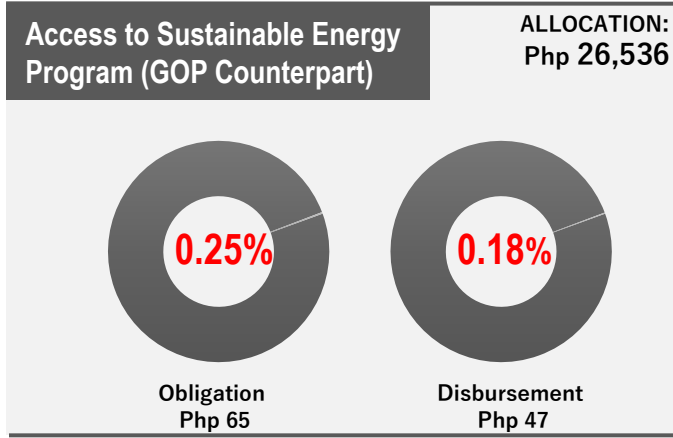
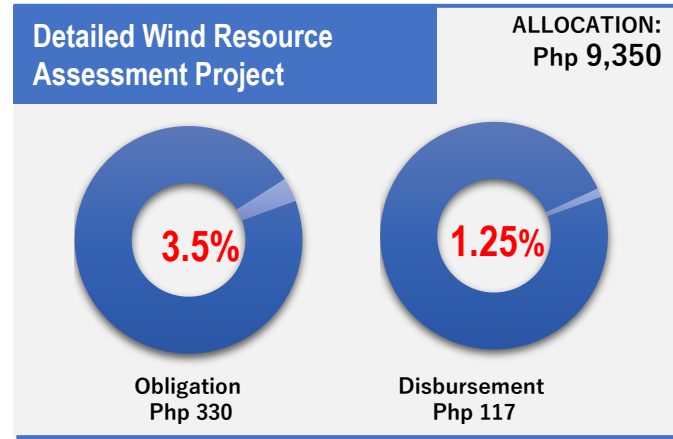
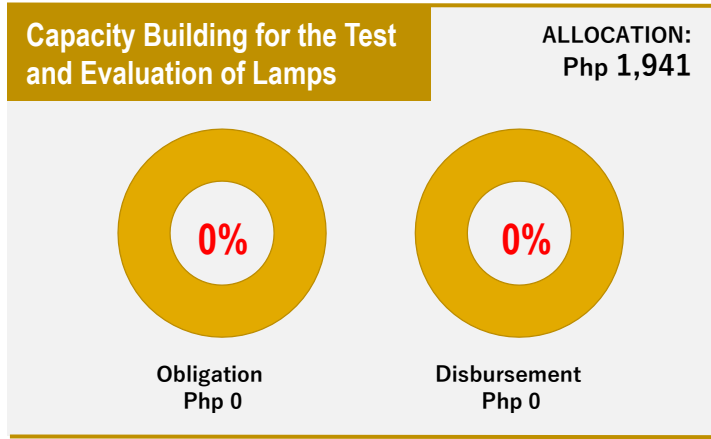
DOE 2018 FINANCIAL PERFORMANCE DASHBOARD OF FUND 151

2Q Actual VS FY 2019 Budget Allocation (in Php '000)



DOE 2018 FINANCIAL PERFORMANCE DASHBOARD OF FUND 151

2Q Actual VS FY 2019 Budget Allocation (in Php '000)



DOE 2018 FINANCIAL PERFORMANCE DASHBOARD OF FUND 151

2Q Actual VS FY 2019 Budget Allocation (in Php '000)

