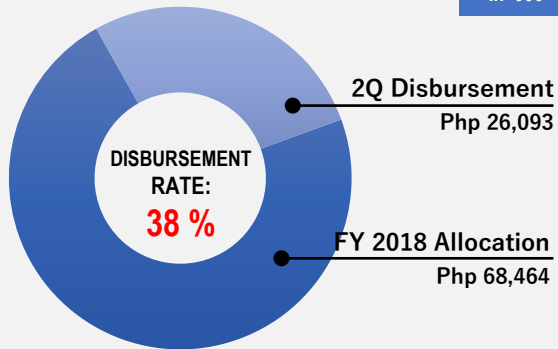


DOE 2018 PERFORMANCE DASHBOARD (Regular Programs)

2nd Quarter Actual VS FY 2018 Targets

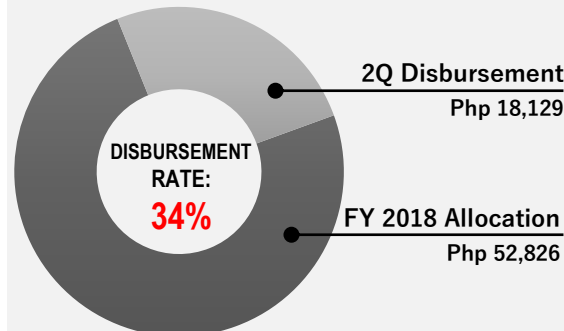
National & Regional Energy Planning	FY Target		As of 2Q	
Energy plans prepared and updated	2		2	
Statistical research and studies prepared/updated	6		38	
% of project evaluation and monitoring conducted on time	80%		100% (4/4)	

In '000



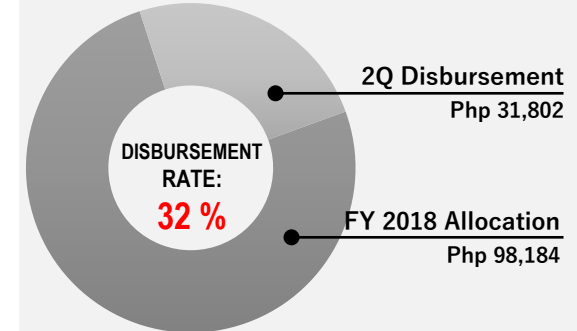
Conventional Energy Development Program	FY Target		As of 2Q	
IECs and other promotional activities conducted	11		18	
Contracts and/or circulars drafted, prepared and reviewed	3		5	
Monitoring/inspection activities conducted	220		223	

In '000



National Renewable Energy Program	FY Target		As of 1Q	
IECs and other promotional activities conducted	20		28	
Inspections conducted	282		526	
% of issuances and permits issued on time	85%		96%	

In '000



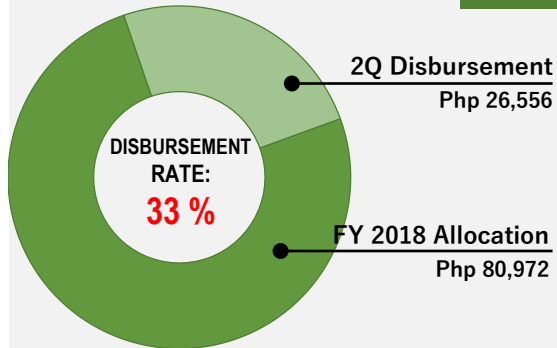
DOE 2018 PERFORMANCE DASHBOARD (Regular Programs)

2nd Quarter Actual VS FY 2018 Targets

Downstream Energy Development Program

	FY Target	As of 2Q
IECs and other promotional activities conducted	20	9
Field work activities with corresponding reports submitted and operational monitoring activities conducted	3,904	1,648
% of issuances/permits/standards drafted and issued	100%	100%

In '000



Electric Power Industry Development Program

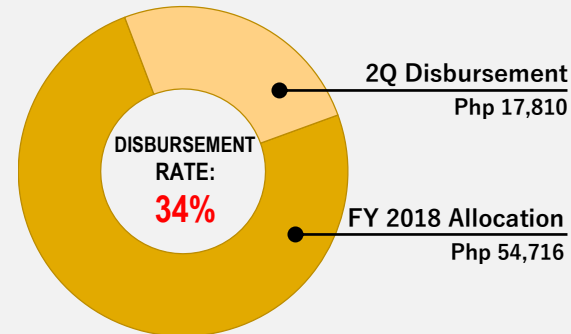
POWER SECTOR

	FY Target	As of 2Q
Plans/policies prepared, recommended and/or adopted	40	25
Stakeholders assisted	18	598
Applications for COE for investment in the energy sector processed	60	81
IEC activities and public consultations conducted	40	44

ER 1-94 PROGRAM

	FY Target	As of 2Q
MOAs for the establishment of Trust Account approved	20	6
Electrification and support projects approved	100	22
Completed projects inspected	20	4

In '000



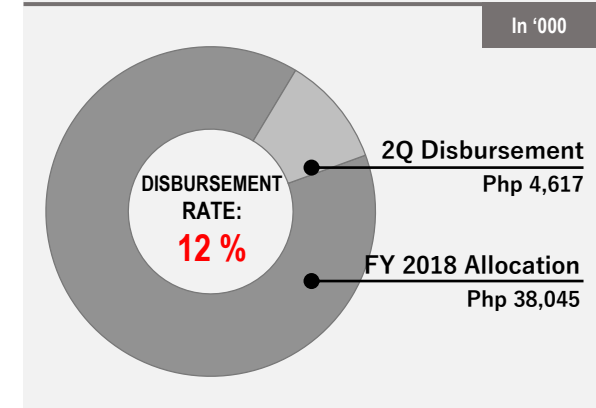
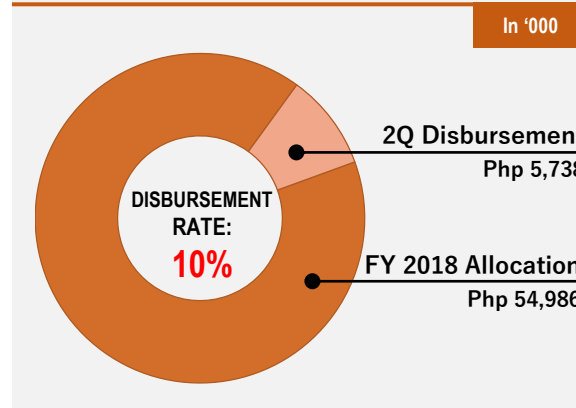
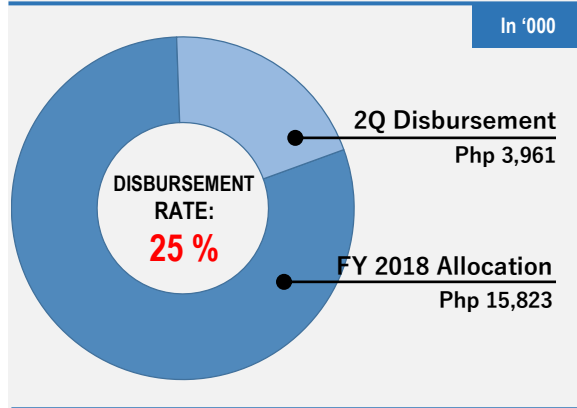
DOE 2018 PERFORMANCE DASHBOARD (Regular Programs)

2nd Quarter Actual VS FY 2018 Targets

Household Electrification Development Program	FY 2018 Targets	
	FY Target	As of 2Q
Household electrification projects approved	20	1
IECs/promotional activities conducted	8	3
Household electrification project inspections conducted	20	10

National Energy Efficiency and Conservation Program	FY 2018 Targets	
	FY Target	As of 2Q
Promotional events conducted	20	18
% of energy audit in government agencies conducted on time	10%	100% (14/14)

Alternative Fuels and Technologies Program	FY 2018 Targets	
	FY Target	As of 2Q
IECs/promotional activities conducted	10	5
Technical assistance/evaluation completed on time	4	8
Policies formulated or permits issued on time	2	7



OTHER MAJOR ACCOMPLISHMENTS



New oil field discovery in Alegria, Cebu

Found to have commercial quantities of about 27.93 million barrels of oil and natural gas reserves of about 9.42 billion cubic feet

MOA between the DOE and petroleum companies (Shell, Petron, Phoenix) giving Php1.00/liter discount to PUVs in selected retail stations across the country



MOA between the DOE and PHILVOLCS on the Rapid Earthquake Damage Assessment System or REDAS



Declared Mindanao-Visayas Interconnection Project as Energy Project of National Significance (EPNS)



**BANGON
MARAWI**

- ❑ Donated 400 solar-powered lamps and 131 streetlights to LASURECO
- ❑ Donated 200 energy efficient e-trikes to LGUs
- ❑ Continuous efforts on restoration of electricity services (Now energized are 139 barangays and 6,045 households)

OTHER MAJOR ACCOMPLISHMENTS



Election of new Board of Directors of Philippine Electricity Market Corporation (PEMC)

A step that moves the Wholesale Electricity Spot Market closer to attaining Independent Market Operator status



Conducted E-Power Mo campaigns

- Baguio City on April 2018
- Taguig City on June 2018



MOA between DOE and LGUs on the donation of 900 e-trike units:

- 400 units to Pateros
- 250 units to Valenzuela
- 150 units to Muntinlupa
- 100 units to Las Piñas